



2021 / 2022

P R I C E L I S T
AUGUST 1, 2021/2022



The Maverick Story

Established | 1992

Maverick was established in 1992 to provide a high-value alternative to traditional, solid-wood furniture. Using new techniques in thermally-fused laminates, Maverick provides our customers a wide range of finish combinations with the look and feel of real wood. Our focus then, as now, remains - speed, service and selection.

We are regularly adding new and innovative designs to our collections, Maverick now offers eight series of case-goods, each with its own signature. We're also constantly adding new pieces and features to accommodate the ever-changing workplace.

With our total commitment to customer service, Maverick performs beyond expectations in wide selection and speedy availability. More than half of our business is in products available for delivery within 72 hours of order. Maverick prides itself on the quality craftsmanship leaving both our California and Ohio facilities and whether you're ordering one or one thousand desks, we guarantee your satisfaction.



Maverick Series

P. 2-47

Maverick Complete

P. 48-97



Vista Series

P. 98-117

Canyon Series

P. 118-134



Conference Collection

P. 135-156

Training Tables

P. 157-164



Apex Series

P. 165-209

Summit Series

P. 210-217



Gravity Series

P. 218-240

Laminate Colors & Fabric Options

P. 241



Drawer Specs

P. 243

Terms & Conditions

P. 244



Why Maverick? Features & Benefits

- Made in the U.S.A.
- Manufactured in Southern California and Fairfield, Ohio
- 10 Year Limited Manufacturer's Warranty
- Meets Air Resource Board – Airborne Toxic Control Measures to Reduce Formaldehyde Emissions
- 20 Standard Colors
- Mix and Match Two Colors at No Charge
- Tops and Chassis are 1" Durable Thermally Fused Melamine on 45lb. Industrial Strength Particle Board
- 2-mm Thermally Fused PVC Edge Banding
- Metal to Metal connection fittings are installed for bridges and returns
- All products are shipped assembled, some items are excluded
- Chassis fastened by screws, steel brackets and/or concealed fasteners
- Adjustable Leveling Glides
- 9-Ply Birch Wood Lacquer Finish Drawer Interiors
- All Drawers are Standard with 125lb. full-extension, progressive-action slides with precision steel ball bearings
- All Lateral Files Standard with 150lb. Override full-extension, progressive-action with steel ball bearings
- Letter or Legal Filing on all File and Lateral File Drawers
- Metal to Metal inserts on all drawers for easy replacement
- Optional Locks, Grommets, and Handles
- Master Keys and keyed-alike combinations are available
- Custom Colors, sizes and configurations available
- 3 Day Quick Ship

Look For These Icons



This symbol marks Maverick series and Maverick Complete furniture that is available on our 3 day QuickShip program. Items will have this symbol. Order size limits may apply.



Product with this symbol has a standard 15 day lead time. This is subject to change due to production levels. Please contact customer service for current lead time. West 800.414.1655. East 833.620.5778



Product marked with this symbol is available in 20 days lead-time. This is subject to change due to production levels. Please contact customer service for current lead time. West 800.414.1655. East 833.620.5778.

- This catalog is divided into sections to help you quickly find the furniture and equipment that fits your needs.
- All prices in this catalog are suggested manufacturer's retail prices.
- Prices and product specifications are subject to change without notice.

Additional Sites | Reference



2020.net



projectmatrix.com



myresourcelibrary.com



kisp.com/kits

Dealer Tools

For the latest information on products and updates visit:

www.maverickdesk.com

maverick series



Our signature Maverick Series combines classic all-laminate designs with the ability to mix and match two of our 20 standard colors to provide modern day durability for any office space.

Storage Units | Adjustable Desks



Conference | Community Tables



conference collection

maverick series

 3 Days and  15 Lead Time

Product Specifications

Colors

- 20 standard colors are available on tops and chassis. Two colors may be specified at no charge.

Top / Worksurfaces

- 1" TFM (Thermally Fused Melamine) on industrial quality (45 lb.) particleboard.
- 2 mm thermally-fused PVC edge banding.
- Metal-to-metal connection fittings are installed for bridges and returns.
- Woodgrain direction on tops of bridges and returns runs from user side to approach side to coordinate with main unit tops.

Chassis Construction

- TFM chassis fastened by screws, steel brackets, and/or concealed fasteners.
- $\frac{3}{4}$ " pedestal is standard; double-wall pedestal housing construction.
- 1"-thick end panels on desks, returns, credenzas, and bookcases. $\frac{3}{4}$ " thick end panels on hutches.
- $\frac{3}{4}$ " height modesty panel on $\frac{3}{4}$ " pedestal unit is standard; $\frac{1}{2}$ " modesty may be specified at no upcharge on bridges and returns, where specified.
- Full-height modesty panel on returns or credenzas with lateral file or personal lateral file is standard.
- Modesty Panel Heights: $\frac{3}{4}$ " modesty is 18 $\frac{3}{4}$ ". $\frac{1}{2}$ " modesty is 14" and full modesty is 27 $\frac{5}{8}$ ".
- Bullet desks are standard with $\frac{3}{4}$ " modesty panel and have 4" black metal posts.
- The modesty inset on the approach side for 30"-deep tops is 6"; for 36"-deep tops, inset is 12".
- The modesty panel is flush to the approach edge on 20"-and 24"-deep tops.
- Visible edges are edged with 2 mm thermally-fused PVC edge banding.
- Adjustable leveling glides are provided on all units that are designed to be set on the floor.
- Hutches for Maverick Series are designed to fit Maverick Series. Shipped with nail glides on legs - remove for installation.
- Product heights are coordinated to facilitate matching, e.g., credenza plus hutch is 65" high. Optional 72" height is available, see page 38 for height upgrade.
- Standard woodgrain direction on the modesty of pieces 60" wide or less is vertical. On pieces wider than 60", the grain direction is horizontal.
- Lateral file and vertical file chassis are all $\frac{3}{4}$ " material.

Drawer Interiors

- 9-ply Birch wood drawers

Drawer Suspension, Construction and Doors

- Box drawers have full-extension, progressive-action slides with precision steel ball bearings.
- Heavy-duty file rods in file drawers.
- Drawer fronts are inset to end panels except on storage units.
- Recessed finger pulls is standard. Handles are an accessory option, see page 41.
- Storage and file units only have MMH3B handles standard.
- Overlay drawer front and doors are standard on all separate storage units and separate file units. Other furniture with storage and lateral file elements are inset to the end panels of chassis and overlay at the kneespace.
- All file and lateral file drawers, file letter or legal side-to-side.
- Each desk only is provided with one box drawer convenience tray. See page 42 for optional additional trays for other units.
- File drawer construction accommodates hanging files not stacked material on drawer bottom.
- Hutch doors overlay sides before inset to top with 19" clearance below.

Cord Management

- A grommet is standard on computer corner elements and reception units; $\frac{3}{4}$ " clearance at bottom of hutch backs.
- Optional grommets are available - on page 40. Grommets are standard were shown on line drawings.

Locks

- Optional except on vertical and lateral files only; on the personal lateral file, the box drawers do not lock.
- Optional locking on all pedestals, wall-mount cabinets, hinged-door storage units and hutches is available, see page 38 & 42.
- Black or silver, removable cores are standard for all locks.
- Pedestal key numbers are randomly assigned to all locking pedestals, except that double pedestal units will be keyed alike.
- Key alike lock numbers (#101-115) may be specified at no additional charge.
- Master keys and keyed-alike combinations are available.

Note: Dimensions assigned in this price list are nominal. If exact measurements are required, the requirement must be specified in the order and specifically acknowledged by Maverick. Maverick reserves the right to change construction details and standards without notification, if necessary.

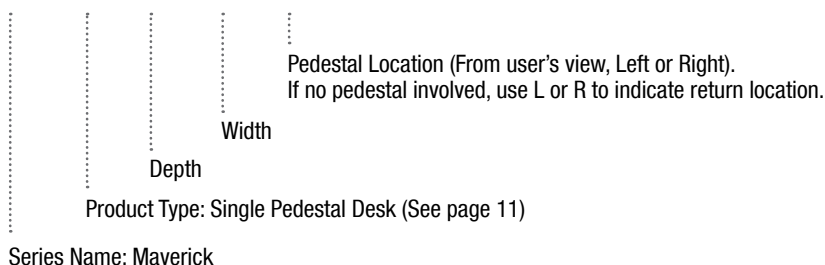
Line drawings shown are a resemblance to finished product. Product designs may vary. Discounts are different between factories.

maverick series

How to Order Maverick Series

WORKSURFACE UNITS: DESK, CREDENZAS AND RETURNS

1. Product number: **MM S 36 72 L**



- Specify Worksurface Color. Matching color edge banding is standard.
- Specify Drawer or Door Front Color (matching color edge band is standard). For two colors...Add \$114 list.
- Specify Chassis Color. Matching color edge banding is standard. Modesty color same as chassis is standard.
- Specify Handle Options. H3B is standard on storage and lateral file units only, upgrade to H3S no charge.
- Specify Other Accessories or Upgrades. See pages 38-44.

HANDLE OPTIONS



Crescent Black
(MMH3B)



Crescent Silver
(MMH3S)



Elliptical Black
(MMH5B)



Elliptical Silver
(MMH5S)



Crescent Textured Nickel
(MMH6)



Flared Nickel
(MMH7)




Bow Handle
(MMH8)



Curved Handle
(MMH9)



Bar Square Handle
(MMH10B)



Bar Square Handle
(MMH10S)



Bar Square Handle
(MMH11)



Bar Handle
(MMH14)




Curved Edge Handle
(APH1)

IMPORTANT NOTE: H3B handle is standard only on Maverick Series storage units and lateral files (except sliding door credenzas). See page 41 for prices. H3, H5-H10 and H14 are \$32 each, H11, H30...\$71 each. APH1...\$64 each.

maverick series

EDGE PROFILE



2 mm flat PVC edge banding on tops

SIDE VIEW



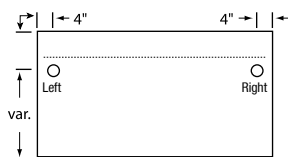
GROMMETS (OPTIONS/UPGRADE)



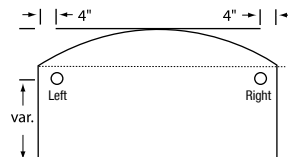
GROMMET

Black grommet is standard where shown.
Upgrade to silver color, N/C.

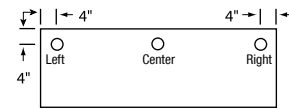
NOTE: While sitting at unit, grommet locations named from left to right. For grommet location on tops and/or modesty panel specify left, center or right. **No grommets over pedestals.**



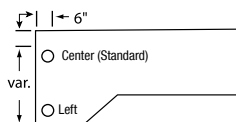
Desks



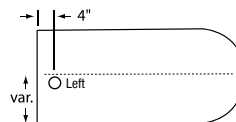
Desks



Credenza, Return,
Bridges



CompuCredenza

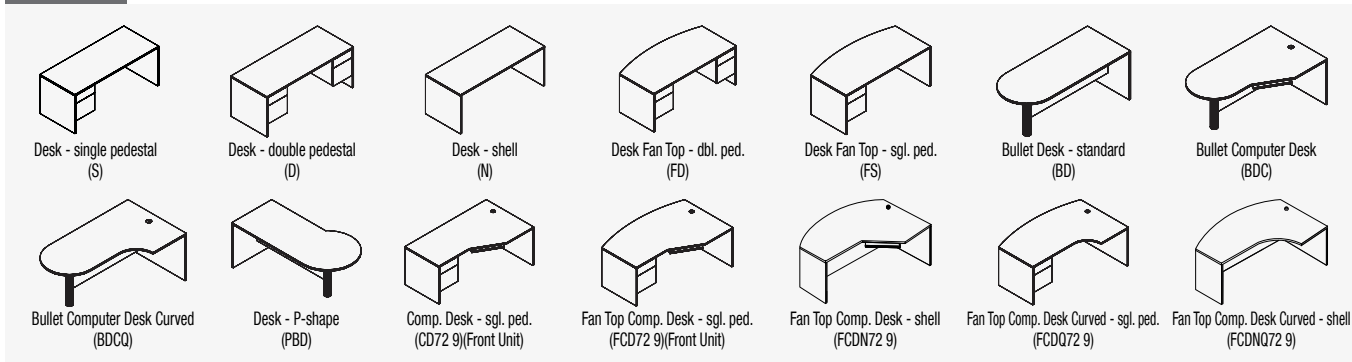


Bullets

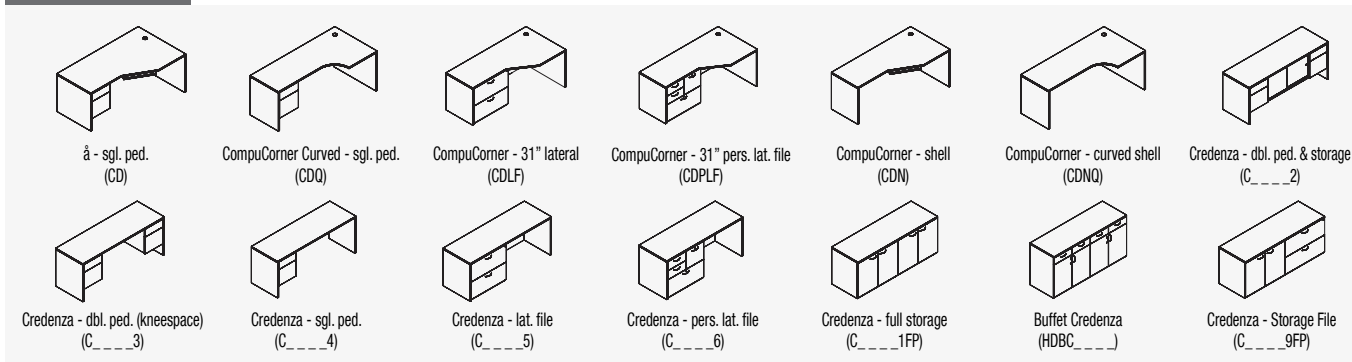
maverick series

Statement of Line

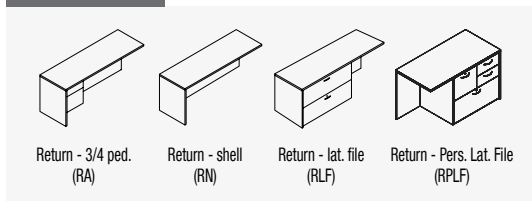
DESKS



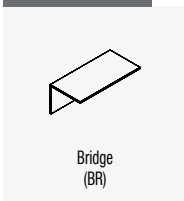
CREDENZAS



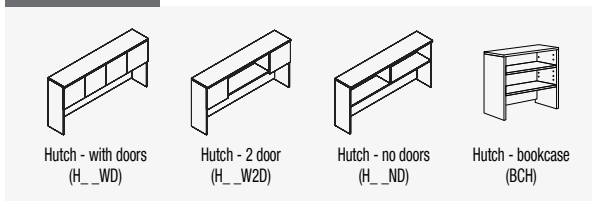
RETURNS



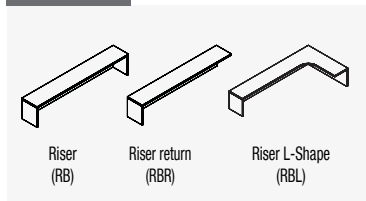
BRIDGES



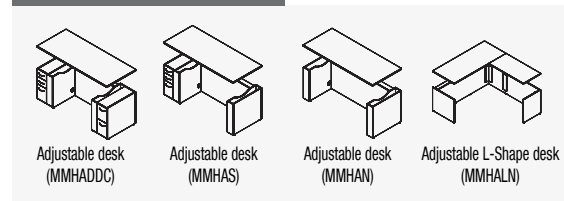
HUTCHES



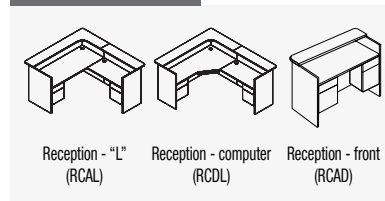
RISERS



ADJUSTABLE DESKS



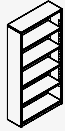
RECEPTIONS



maverick series

Statement of Line

BOOKCASES



Bookcase
(BC)



Bookcase - storage
(BCD)



Bookcase - lateral
(BCLF)

FILING



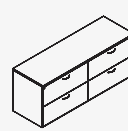
Lateral File
(LF2)



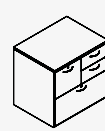
Lateral File - 3-drwr
(LF3)



Lateral File - 4-drwr
(LF4)



Lateral File - double
(LF_2+2)



Lateral File - personal
(PLF)

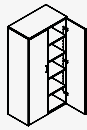


Vertical File
(VF)

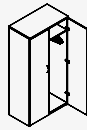
STORAGE



Cabinet - single
(STS)



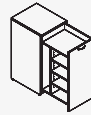
Cabinet - double
(ST)



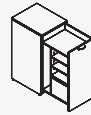
Cabinet - wardrobe
(WC)



Personal Storage Unit
(WCP)



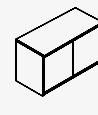
Side Door Storage Cabinet
(MMSDS)



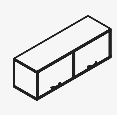
Side Door Storage Cabinet
(MMSDF)



Cabinet - utility
(HDC)



Cabinet - Wall Mount
(CFOHD)



Cabinet - Wall Mount
(CFOHB)

STANDS



Printer Stand
(PS)

PEDESTALS



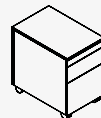
Mobile - Box/file
(PEDAX)



Mobile - box/box/file
(PEDCX)



Mobile - file/file
(PEDDX)



Mobile - Pencil/Box/file
(PEDEX)

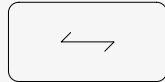


Mobile - Slim Pencil/Box/File
(PEDSX)

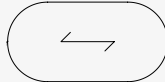
CONFERENCE



Conference Table - boatshape
(BS)



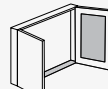
Conference Table - rectangular
(RE)



Conference Table - racetrack
(RT)



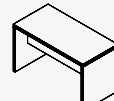
Table - round
(RD)



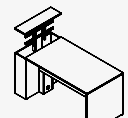
Conference board
(CB)



Lectern
(LEC)



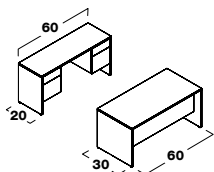
Community Table
(NCT)



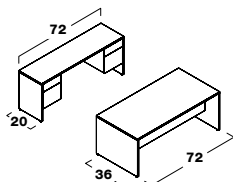
Community Monitor Table
(NCTATV)

maverick series

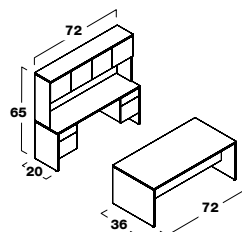
Configurations - Are available for  and 



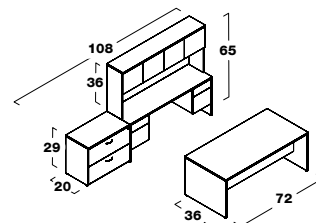
☞ MM1	
1 MMD3060	\$1,192
1 MMC2060 3	\$1,177
	\$2,369



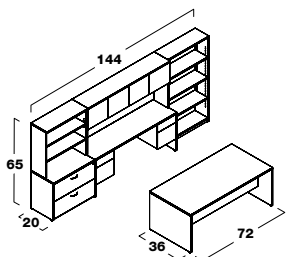
☞ MM2	
1 MMD3672	\$1,486
1 MMC2072 3	\$1,446
	\$2,932



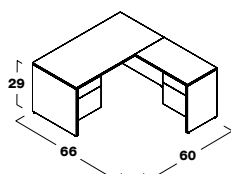
☞ MM3	
1 MMD3672	\$1,486
1 MMC2072 3	\$1,446
1 MMH72WD	\$1,418
	\$4,350



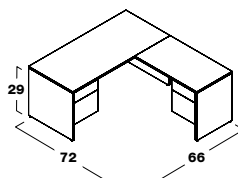
☞ MM4	
1 MMD3672	\$1,486
1 MMC2072 3	\$1,446
1 MMH72WD	\$1,418
1 MMLF202	\$1,080
	\$5,430



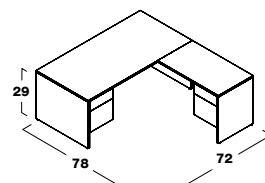
☞ MM5	
1 MMD3672	\$1,486
1 MMC2072 3	\$1,446
1 MMH72WD	\$1,418
1 MMLF202	\$1,080
1 MMBCH	\$520
1 MMBC3665	\$848
	\$6,798



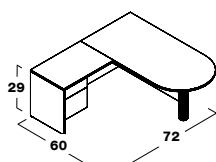
☞ MM6R	
1 MMS3060L	\$992
1 MMRA2036R	\$821
	\$1,813



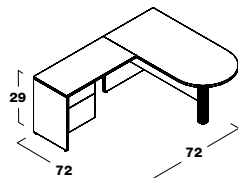
☞ MM7R	
1 MMS3066L	\$1,114
1 MMRA2442R	\$970
	\$2,084



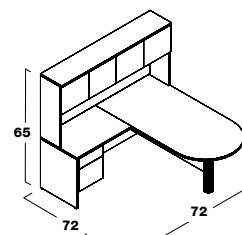
☞ MM8R	
1 MMS3672L	\$1,192
1 MMRA2442R	\$970
	\$2,162



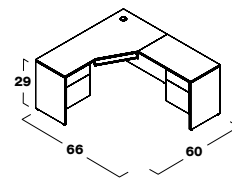
☞ MM9L	
1 MMBD3060L	\$941
1 MMRA2042L	\$837
	\$1,778



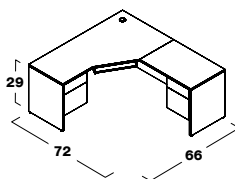
☞ MM10L	
1 MMBD3672L	\$1,149
1 MMRA2436L	\$936
	\$2,085



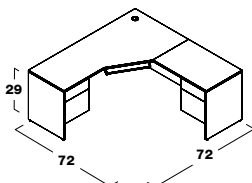
☞ MM11L	
1 MMBD3672L	\$1,149
1 MMRA2436L	\$936
1 MMH72WD	\$1,418
	\$3,503



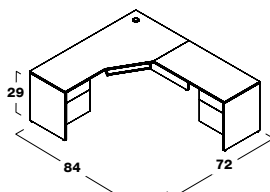
☞ MM12R	
1 MMCD60 2L	\$1,177
1 MMRA2036R	\$821
	\$1,998



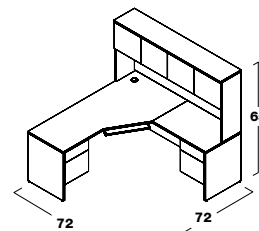
☞ MM13R	
1 MMCD66 4L	\$1,289
1 MMRA2436R	\$936
	\$2,225



☞ MM14R	
1 MMCD72 4L	\$1,230
1 MMRA2436R	\$936
	\$2,166





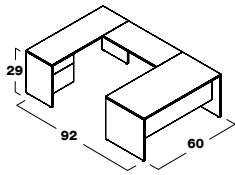
☞ MM15R	
1 MMCD72 4L	\$1,230
1 MMRA2448R	\$987
	\$2,217



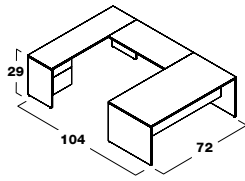
☞ MM16R	
1 MMCD72 4L	\$1,230
1 MMRA2436R	\$936
1 MMH72WD	\$1,418
	\$3,584

maverick series

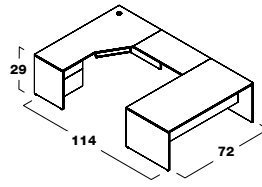
Configurations & Teaming Set-up - available for  and 



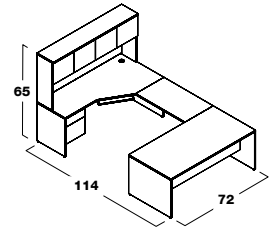
☞ MM17L		
1 MMS3060R		\$992
1 MMBR2042		\$305
1 MMC2060 4L		\$961
\$2,258		



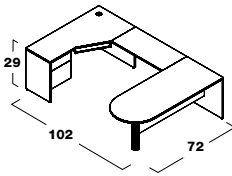
☞ MM18L		
1 MMS3672R		\$1,192
1 MMBR2448		\$461
1 MMC2072 4L		\$1,101
\$2,754		



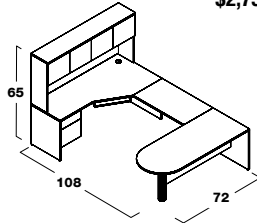
☞ MM19L		
1 MMS3672R		\$1,192
1 MMBR2442		\$411
1 MMCD72 4L		\$1,230
\$2,833		



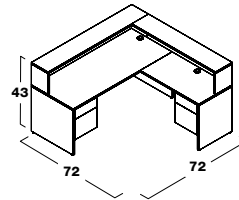
☞ MM20L		
1 MMS3672R		\$1,192
1 MMBR2442		\$411
1 MMCD72 4L		\$1,230
1 MMH72WD		\$1,418
\$4,251		



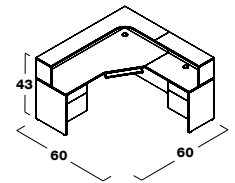
☞ MM21L		
1 MMBD3072L		\$1,080
1 MMBR2042		\$305
1 MMCD60 2L		\$1,177
\$2,562		



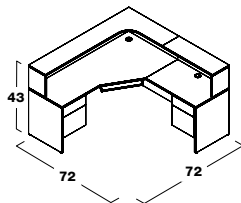
☞ MM22L		
1 MMBD3072L		\$1,080
1 MMBR2442		\$411
1 MMCD72 4L		\$1,230
1 MMH72WD		\$1,418
\$4,139		



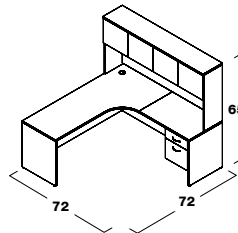
15 DAYS MM23R		
1 MMS3072L		\$1,133
1 MMRA2442R		\$970
1 MMRB72		\$837
1 MMRBR60R		\$662
2 MMGR234B		\$112
\$3,714		



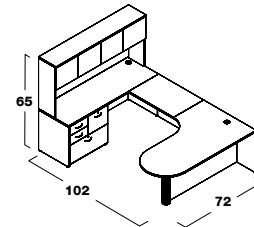
15 DAYS MM24R		
1 MMCD72 7L		\$1,348
1 MMRA2036R		\$821
1 MMRBL3672R		\$1,223
1 MMRBR36R		\$411
1 MMGR234B		\$56
\$3,859		



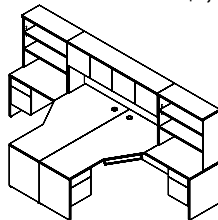
15 DAYS MM25R		
1 MMCD72 4L		\$1,230
1 MMRA2436R		\$936
1 MMRBL3672R		\$1,223
1 MMRBR36R		\$411
1 MMGR234B		\$56
\$3,856		



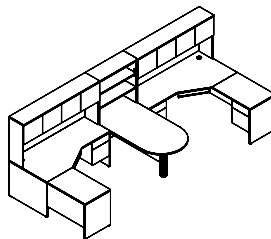
☞ MM26R		
1 MMCDNQ72 4R FMP		\$1,175
1 MMRA2436R, H3B		\$1,000
1 MMH72WD		\$1,418
\$3,593		



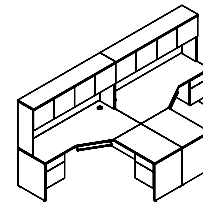
15 DAYS MM27L		
1 MMBDCQ427230L FMP		\$1,304
1 MMBR2436 FMP		\$398
1 MMC2472 6L		\$2,091
1 MMGR234B RIGHT		\$56
1 MMH72WD		\$1,418
\$5,267		



☞ MM28		
1 MMCD72 4R		\$1,230
1 MMCD72 4L		\$1,230
1 MMRA2436R		\$936
1 MMRA2436L		\$936
2 MMBCH		\$1,040
1 MMH72WD		\$1,418
\$6,790		



☞ MM29		
1 MMCD72 4R		\$1,230
1 MMCD72 4L		\$1,230
1 MMRA2436R		\$936
1 MMRA2436L		\$936
1 MMBD3672L		\$1,149
2 MMH72WD		\$2,836
1 MMBCH		\$520
\$8,837		



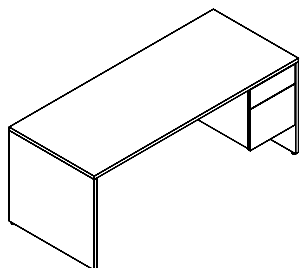
☞ MM30		
1 MMCD72 4R		\$1,230
1 MMCD72 4L		\$1,230
1 MMRA2436R		\$936
1 MMRA2436L		\$936
2 MMH72WD		\$2,836
\$7,168		

NOTE: BULLET DESK STAND ALONE w/ POST LEG, WHEN ORDER AS MM29 CONFIGURATION, MUST SPECIFY.

For pricing on other Maverick Series teaming set-ups, contact your sales representative or Customer Service.

maverick series

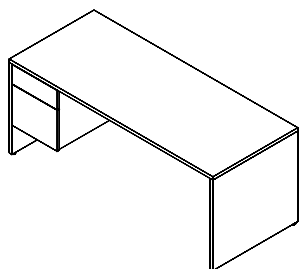
Desks



Single Pedestal Desk, Box/File Right (¾ Modesty)

Model#	Depth	Width	Height	Weight	Cube	Price
☞ MMS2042R	20"	42"	29"	120	15	\$907
☞ MMS2060R	20"	60"	29"	150	20	\$978
☞ MMS2066R	20"	66"	29"	156	23	\$1,101
☞ MMS2072R	20"	72"	29"	163	24	\$1,114
☞ MMS2442R	24"	42"	29"	127	18	\$941
☞ MMS2448R	24"	48"	29"	130	20	\$960
☞ MMS3048R	30"	48"	29"	142	25	\$976
☞ MMS3060R	30"	60"	29"	190	32	\$992
☞ MMS3066R	30"	66"	29"	197	35	\$1,114
☞ MMS3072R	30"	72"	29"	210	38	\$1,133
☞ MMS3672R	36"	72"	29"	225	45	\$1,192

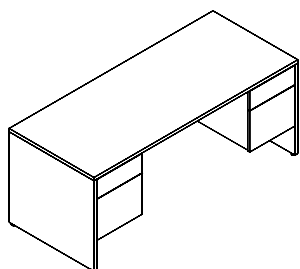
For handles and pedestal lock, add MMUHL2...\$78 (Specify H3B-H10B & H14, see p. 39).
For full modesty panel upgrade, add MMFMP...\$74.



Single Pedestal Desk, Box/File Left (¾ Modesty)

Model#	Depth	Width	Height	Weight	Cube	Price
☞ MMS2042L	20"	42"	29"	120	15	\$907
☞ MMS2060L	20"	60"	29"	150	20	\$978
☞ MMS2066L	20"	66"	29"	156	23	\$1,101
☞ MMS2072L	20"	72"	29"	163	24	\$1,114
☞ MMS2442L	24"	42"	29"	127	18	\$941
☞ MMS2448L	24"	48"	29"	130	20	\$960
☞ MMS3048L	30"	48"	29"	142	25	\$976
☞ MMS3060L	30"	60"	29"	190	32	\$992
☞ MMS3066L	30"	66"	29"	197	35	\$1,114
☞ MMS3072L	30"	72"	29"	210	38	\$1,133
☞ MMS3672L	36"	72"	29"	225	45	\$1,192

For handles and pedestal lock, add MMUHL2...\$78 (Specify H3B-H10B & H14, see p. 39).
For full modesty panel upgrade, add MMFMP...\$74.



Double Pedestal Desk, Box/File Left and Right (¾ Modesty)

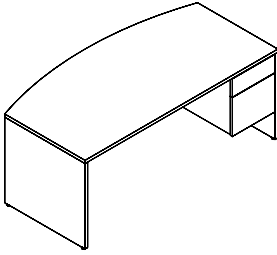
Model#	Depth	Width	Height	Weight	Cube	Price
☞ MMD3060	30"	60"	29"	260	32	\$1,192
☞ MMD3066	30"	66"	29"	266	35	\$1,445
☞ MMD3072	30"	72"	29"	270	38	\$1,469
☞ MMD3672	36"	72"	29"	276	45	\$1,486

For handles and pedestal lock, add MMUHL2...\$78 each (Specify H3B-H10B & H14, see p. 39).
For full modesty panel upgrade, add MMFMP...\$74.

See available accessories and upgrades, pp. 39-44.
Note: 60"W Single Pedestal Desks are recommended with 20"D Returns only.

maverick series

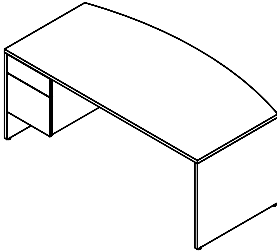
Desks



Fan Top Single Pedestal Desk, Box/File Right (¾ inset Modesty)

Model#	Depth	Width	Height	Weight	Cube	Price
MMFS3672R	30-36"	72"	29"	233	45	\$1,469
MMFS4272R	36-42"	72"	29"	258	53	\$1,521

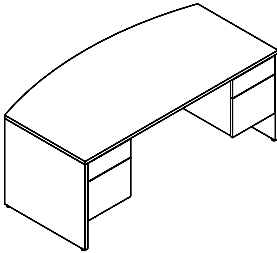
For handles and pedestal lock, add MMUHL2...\$78 each (Specify H3B-H10B & H14, see p. 39).
For full modesty panel upgrade, add MMFMP...\$74.



Fan Top Single Pedestal Desk, Box/File Left (¾ Modesty)

Model#	Depth	Width	Height	Weight	Cube	Price
MMFS3672L	30-36"	72"	29"	233	45	\$1,469
MMFS4272L	36-42"	72"	29"	258	53	\$1,521

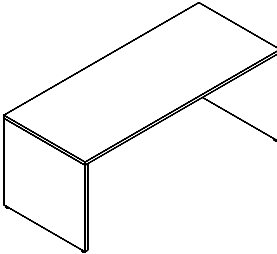
For handles and pedestal lock, add MMUHL2...\$78 each (Specify H3B-H10B & H14, see p. 39).
For full modesty panel upgrade, add MMFMP...\$74.



Double Pedestal Desk, Box/File Left and Right (¾ Modesty)

Model#	Depth	Width	Height	Weight	Cube	Price
MMFD3672	30-36"	72"	29"	280	45	\$1,792
MMFD4272	36-42"	72"	29"	305	53	\$1,808

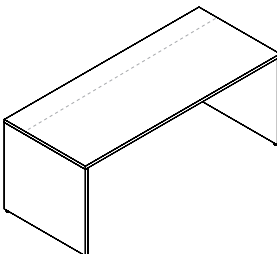
For handles and pedestal lock, add MMUHL2...\$78 each (Specify H3B-H10B & H14, see p. 39).
For full modesty panel upgrade, add MMFMP...\$74.



Desk Shell ¾ Modesty (Flush modesty)

Model#	Depth	Width	Height	Weight	Cube	Price
MMN2042	20"	42"	29"	84	17	\$536
MMN2048	20"	48"	29"	84	17	\$552
MMN2060	20"	60"	29"	92	20	\$598
MMN2066	20"	66"	29"	96	23	\$640
MMN2072	20"	72"	29"	100	24	\$657
MMN2436	24"	36"	29"	89	16	\$544
MMN2442	24"	42"	29"	95	18	\$598
MMN2448	24"	48"	29"	104	20	\$613
MMN2460	24"	60"	29"	120	25	\$657
MMN2466	24"	66"	29"	127	28	\$744
MMN2472	24"	72"	29"	132	30	\$796

For left or right ½ leg specify on order...N/C. For full modesty panel upgrade, add MMFMP...\$74.



Desk Shell ¾ Modesty, Inset Modesty (30"D-6" Inset modesty, 36"D-12" Inset modesty)

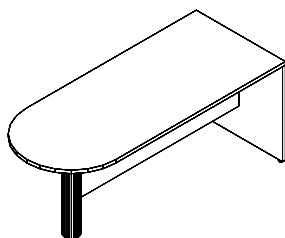
Model#	Depth	Width	Height	Weight	Cube	Price
MMN3042	30"	42"	29"	114	22	\$657
MMN3048	30"	48"	29"	120	25	\$676
MMN3060	30"	60"	29"	126	32	\$693
MMN3066	30"	66"	29"	132	35	\$772
MMN3072	30"	72"	29"	138	38	\$796
MMN3672	36"	72"	29"	152	45	\$813

For left or right ½ leg specify on order...N/C. For full modesty panel upgrade, add MMFMP...\$74.

See available accessories and upgrades, pp. 39-44.

maverick series

Desks

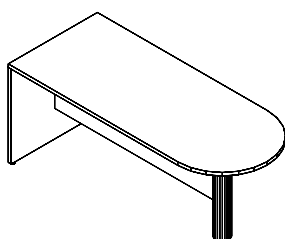


Bullet Desk, (¾ Modesty, 4" black post) For Right Return

Model#	Depth	Width	Height	Weight	Cube	Price
☞ MMBD3060R	30"	60"	29"	180	32	\$941
☞ MMBD3072R	30"	72"	29"	195	35	\$1,080
☞ MMBD3660R	36"	60"	29"	185	38	\$1,080
☞ MMBD3672R	36"	72"	29"	205	45	\$1,149

For silver post upgrade, add MMUHLEGJS...\$34. For full modesty panel upgrade, add MMFMP...\$74. Must specify if using left and right connection or standalone. N/C.

NOTE: Standalone bullet desk is made with ½ leg (MMSPT) at no charge, replaces post leg.

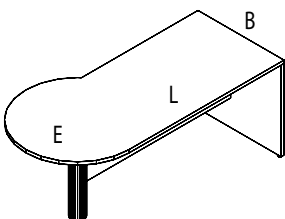


Bullet Desk, (¾ modesty, 4" black post) For Left Return

Model#	Depth	Width	Height	Weight	Cube	Price
☞ MMBD3060L	30"	60"	29"	180	32	\$941
☞ MMBD3072L	30"	72"	29"	195	35	\$1,080
☞ MMBD3660L	36"	60"	29"	185	38	\$1,080
☞ MMBD3672L	36"	72"	29"	205	45	\$1,149

For silver post upgrade, add MMUHLEGJS...\$34. For full modesty panel upgrade, add MMFMP...\$74. Must specify if using left and right connection or standalone. N/C.

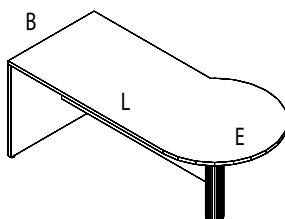
NOTE: Standalone bullet desk is made with ½ leg (MMSPT) at no charge, replaces post leg.



P-shape Desk (¾ Modesty, 4" black post) For Right Return

Model#	Depth (B,E)	Width (L)	Height	Weight	Cube	Price
MMPBD3072R	30/36"	72"	29"	200	45	\$1,313
MMPBD3672R	36/42"	72"	29"	205	53	\$1,383
MMPBD3678R	36/42"	78"	29"	215	49	\$1,505
MMPBD3684R	36/42"	84"	29"	225	62	\$1,738

For silver post upgrade, add MMUHLEGJS...\$34. For full modesty panel upgrade, add MMFMP...\$74. Specify if standalone. Standalone is made with ½ leg (MMSPT) at no charge, replaces post leg.



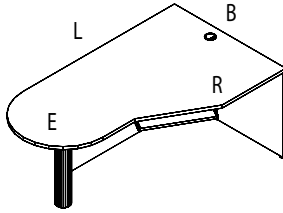
P-shape Desk (¾ Modesty, 4" black post) For Left Return

Model#	Depth (B,E)	Width (L)	Height	Weight	Cube	Price
MMPBD3072L	30/36"	72"	29"	200	45	\$1,313
MMPBD3672L	36/42"	72"	29"	205	53	\$1,383
MMPBD3678L	36/42"	78"	29"	215	49	\$1,505
MMPBD3684L	36/42"	84"	29"	225	62	\$1,738

For silver post upgrade, add MMUHLEGJS...\$34. For full modesty panel upgrade, add MMFMP...\$74. Specify if standalone. Standalone is made with ½ leg (MMSPT) at no charge, replaces post leg.

maverick series

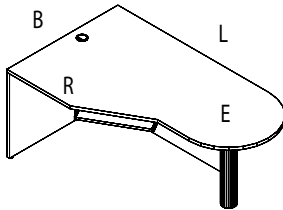
Desks



Bullet Computer Desk (¾ Modesty, 4" black post) For Right Return

Model#	Depth (B,E)	Width (L,R)	Height	Weight	Cube	Price
☞ MMBDC427230R	42/30"	72"/24"	29"	195	53	\$1,230
☞ MMBDC427830R	42/30"	78"/24"	29"	205	58	\$1,505

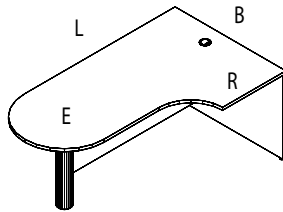
Keyboard tray and worksurface black grommet are standard. Upgrade grommet cover to silver, N/C. For silver post upgrade, add MMUHLEGJS...\$34. For full modesty panel upgrade, add MMFMP...\$74.



Bullet Computer Desk (¾ Modesty, 4" black post) For Left Return

Model#	Depth (B,E)	Width (L,R)	Height	Weight	Cube	Price
☞ MMBDC427230L	42/30"	72"/24"	29"	195	53	\$1,230
☞ MMBDC427830L	42/30"	78"/24"	29"	205	58	\$1,505

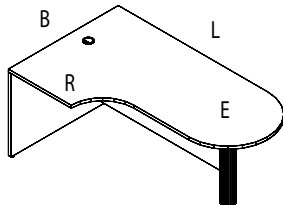
Keyboard tray and worksurface black grommet are standard. Upgrade grommet cover to silver, N/C. For silver post upgrade, add MMUHLEGJS...\$34. For full modesty panel upgrade, add MMFMP...\$74.



Bullet Computer Desk, Curved (¾ Modesty, 4" black post) For Right Return

Model#	Depth (B,E)	Width (L,R)	Height	Weight	Cube	Price
☞ MMBDCQ427230R	42/30"	72"/24"	29"	195	53	\$1,230

Worksurface black grommet standard. Upgrade grommet cover to silver, N/C. For silver post upgrade, add MMUHLEGJS...\$34. For full modesty panel upgrade, add MMFMP...\$74.



Bullet Computer Desk, Curved (¾ Modesty, 4" black post) For Left Return

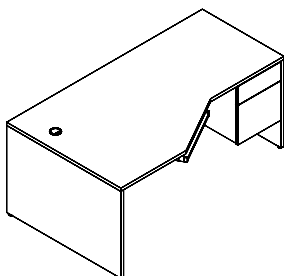
Model#	Depth (B,E)	Width (L,R)	Height	Weight	Cube	Price
☞ MMBDCQ427230L	42/30"	72"/24"	29"	195	53	\$1,230

Worksurface black grommet standard. Upgrade grommet cover to silver, N/C. For silver post upgrade, add MMUHLEGJS...\$34. For full modesty panel upgrade, add MMFMP...\$74.

NOTE: For all bullet computer desks, specify if standalone. Standalone is made with ½ leg (MMSP) at no charge, replaces post leg.

maverick series

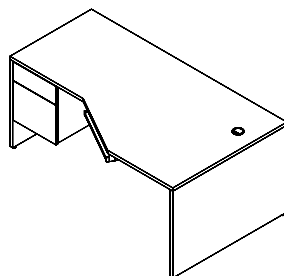
Desks



Computer Desk, Box/File Pedestal Right (Front unit, ¾ modesty inset 6")

Model#	(L)	(B)	(E)	(K)	(R)	(W)	Weight	Cube	Price
MMCD72 9R	72"	42"	30"	24"	24"	27"	285	45	\$1,697

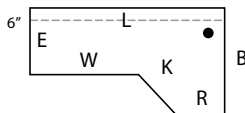
Keyboard tray and worksurface black grommet are standard. Upgrade grommet cover to silver, N/C.
 For handles and pedestal lock, add MMUHL2...\$78 (Specify H3B-H10B & H14, see p. 39).
 For full modesty panel upgrade, add MMFMP...\$74.



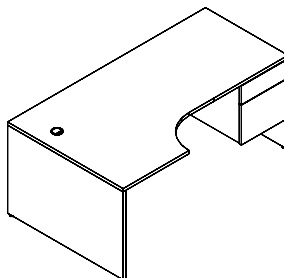
Computer Desk, Box/File Pedestal Left (Front unit, ¾ modesty inset 6")

Model#	(L)	(B)	(E)	(K)	(R)	(W)	Weight	Cube	Price
MMCD72 9L	72"	42"	30"	24"	24"	27"	285	45	\$1,697

Keyboard tray and worksurface black grommet are standard. Upgrade grommet cover to silver, N/C.
 For handles and pedestal lock, add MMUHL2...\$78 (Specify H3B-H10B & H14, see p. 39).
 For full modesty panel upgrade, add MMFMP...\$74.



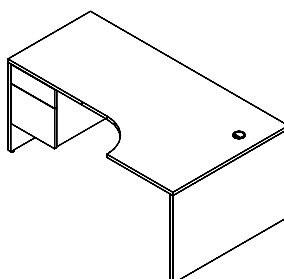
- "L" Length along approach edge
- "B" Back end panel
- "E" End panel
- "K" Keyboard space
- "R" Return size to attach
- "W" Workarea (kbrd to end)



Computer Desk, Curved, Box/File Pedestal Right (Front unit, ¾ modesty inset 6")

Model#	(L)	(B)	(E)	(K)	(R)	(W)	Weight	Cube	Price
MMCDQ72 9R	72"	42"	30"	24"	24"	27"	285	45	\$1,697

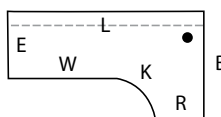
No keyboard tray. Worksurface black grommet standard. Upgrade grommet cover to silver, N/C.
 For handles and pedestal lock, add MMUHL2...\$78 (Specify H3B-H10B & H14, see p. 39).
 For full modesty panel upgrade, add MMFMP...\$74.



Computer Desk, Curved, Box/File Pedestal Left (Front unit, ¾ modesty inset 6")

Model#	(L)	(B)	(E)	(K)	(R)	(W)	Weight	Cube	Price
MMCDQ72 9L	72"	42"	30"	24"	24"	27"	285	45	\$1,697

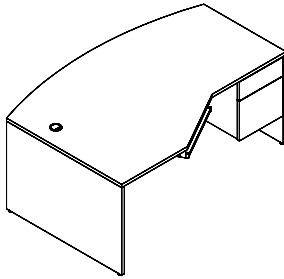
No keyboard tray. Worksurface black grommet standard. Upgrade grommet cover to silver, N/C.
 For handles and pedestal lock, add MMUHL2...\$78 (Specify H3B-H10B & H14, see p. 39).
 For full modesty panel upgrade, add MMFMP...\$74.



- "L" Length along approach edge
- "B" Back end panel
- "E" End panel
- "K" Keyboard space
- "R" Return size to attach
- "W" Workarea (kbrd to end)

maverick series

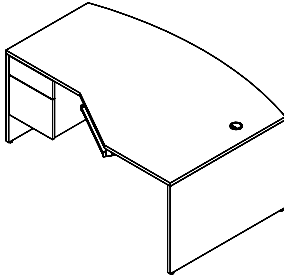
Desks



Fan Top Computer Desk, Box/File Pedestal Right (Front unit, ¼ modesty inset 6")

Model#	(L)	(B)	(E)	(K)	(R)	(W)	Weight	Cube	Price
MMFCD72 9R	72"	42"+	30"	24"	24"	27"	295	48	\$1,824

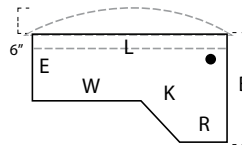
Keyboard tray and worksurface black grommet are standard. Fan front adds 6" to overall depth.
 For handles and pedestal lock, add MMUHL2...\$78 (Specify H3B-H10B & H14, see p. 39).
 For full modesty panel upgrade, add MMFMP...\$74. Upgrade grommet cover to silver, N/C.



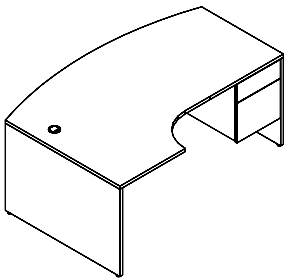
Fan Top Computer Desk, Box/File Pedestal Left (Front unit, ¼ modesty inset 6")

Model#	(L)	(B)	(E)	(K)	(R)	(W)	Weight	Cube	Price
MMFCD72 9L	72"	42"+	30"	24"	24"	27"	295	48	\$1,824

Keyboard tray and worksurface black grommet are standard. Fan front adds 6" to overall depth.
 For handles and pedestal lock, add MMUHL2...\$78 (Specify H3B-H10B & H14, see p. 39).
 For full modesty panel upgrade, add MMFMP...\$74. Upgrade grommet cover to silver, N/C.



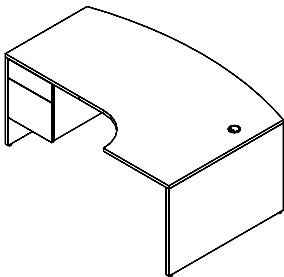
- "L" Length along approach edge
- "B" Back end panel (Fan top adds 6")
- "E" End panel
- "K" Keyboard space
- "R" Return size to attach
- "W" Workarea (kbrd to end)



Fan Top Computer Desk, Curved, Box/File Pedestal Right (Front unit, ¼ modesty inset 6")

Model#	(L)	(B)	(E)	(K)	(R)	(W)	Weight	Cube	Price
MMFCDQ72 9R	72"	42"+	30"	24"	24"	27"	295	48	\$1,824

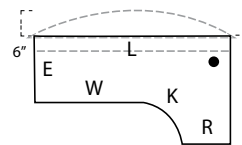
No Keyboard tray, worksurface black grommet standard. Fan front adds 6" to overall depth.
 Upgrade grommet cover to silver, N/C. For full modesty panel upgrade, add MMFMP...\$74.
 For handles and pedestal lock, add MMUHL2...\$78 (Specify H3B-H10B & H14, see p. 39).



Fan Top Computer Desk, Curved, Box/File Pedestal Left (Front Unit, ¼ modesty inset 6")

Model#	(L)	(B)	(E)	(K)	(R)	(W)	Weight	Cube	Price
MMFCDQ72 9L	72"	42"+	30"	24"	24"	27"	295	48	\$1,824

No Keyboard tray, worksurface black grommet standard. Fan front adds 6" to overall depth.
 Upgrade grommet cover to silver, N/C. For full modesty panel upgrade, add MMFMP...\$74.
 For handles and pedestal lock, add MMUHL2...\$78 (Specify H3B-H10B & H14, see p. 39).

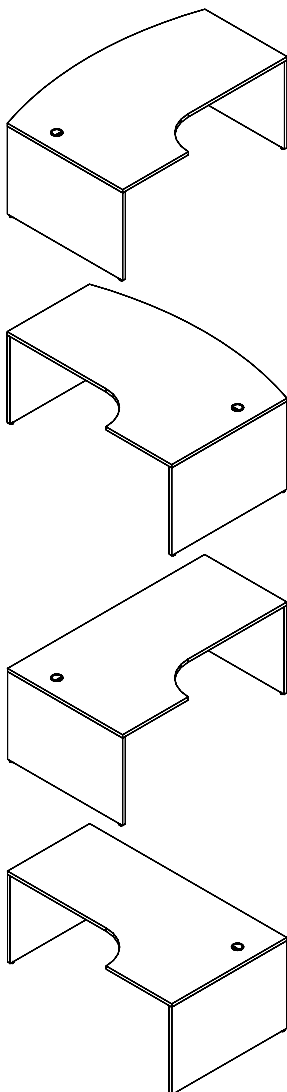


- "L" Length along approach edge
- "B" Back end panel (Fan top adds 6")
- "E" End panel
- "K" Keyboard space
- "R" Return depth to attach
- "W" Workarea (kbrd to end)

See available accessories and upgrades, pp. 39-44.

maverick series

Desks



Fan Top Computer Desk Shell, Curved (Front unit, 3/4 modesty inset 6") For Left Return

Model#	(L)	(B)	(E)	(K)	(R)	(W)	Weight	Cube	Price
MMFCDNQ72 9L	72"	42"+	30"	24"	24"	27"	215	48	\$1,418

No keyboard tray. Worksurface black grommet standard. Upgrade grommet cover to silver, N/C. Fan front adds 6" to overall depth. For full modesty panel upgrade, add MMFMP...\$74.

Fan Top Computer Desk Shell, Curved (Front unit, 3/4 modesty inset 6") For Right Return

Model#	(L)	(B)	(E)	(K)	(R)	(W)	Weight	Cube	Price
MMFCDNQ72 9R	72"	42"+	30"	24"	24"	27"	215	48	\$1,418

No keyboard tray. Worksurface black grommet standard. Upgrade grommet cover to silver, N/C. Fan front adds 6" to overall depth. For full modesty panel upgrade, add MMFMP...\$74.

Computer Desk Shell, Curved (Front unit, 3/4 modesty inset 6") For Left Return

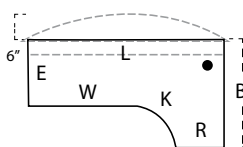
Model#	(L)	(B)	(E)	(K)	(R)	(W)	Weight	Cube	Price
MMCDNQ72 9L	72"	42"	30"	24"	24"	27"	166	51	\$1,418

No keyboard tray. Worksurface black grommet standard. Upgrade grommet cover to silver, N/C. For full modesty panel upgrade, add MMFMP...\$74.

Computer Desk Shell, Curved (Front unit, 3/4 modesty inset 6") For Right Return

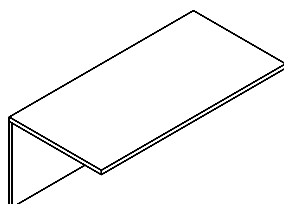
Model#	(L)	(B)	(E)	(K)	(R)	(W)	Weight	Cube	Price
MMCDNQ72 9R	72"	42"	30"	24"	24"	27"	166	51	\$1,418

No keyboard tray. Worksurface black grommet standard. Upgrade grommet cover to silver, N/C. For full modesty panel upgrade, add MMFMP...\$74.



- "L" Length along approach edge
- "B" Back end panel (Fan top adds 6")
- "E" End panel
- "K" Keyboard space
- "R" Return depth to attach
- "W" Workarea (kbrd to end)

Bridges



Bridge Section (3/4 Modesty)

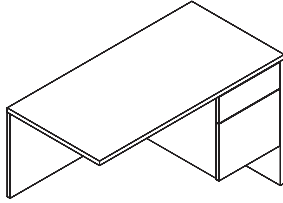
Model#	Depth	Width	Height	Weight	Cube	Price
MMBR2036	20"	36"	29"	41	9	\$286
MMBR2042	20"	42"	29"	48	10	\$305
MMBR2048	20"	48"	29"	55	12	\$358
MMBR2436	24"	36"	29"	47	10	\$324
MMBR2442	24"	42"	29"	55	12	\$411
MMBR2448	24"	48"	29"	63	14	\$461
MMBR2460	24"	60"	29"	78	15	\$560

3/4 modesty standard. 1/2 modesty on bridges may be specified at no upcharge. For full modesty panel upgrade, add MMFMP...\$74. 60"W bridge requires 1/2 leg center support, add MMSPT \$130 list.

See available accessories and upgrades, pp. 39-44.

maverick series

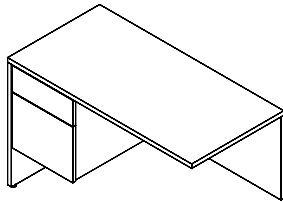
Returns



Return, ¾ Box/File Pedestal Right (¾ Modesty)

Model#	Depth	Width	Height	Weight	Cube	Price
MMRA2036R	20"	36"	29"	95	13	\$821
MMRA2042R	20"	42"	29"	104	15	\$837
MMRA2048R	20"	48"	29"	110	17	\$856
MMRA2054R	20"	54"	29"	117	19	\$889
MMRA2436R	24"	36"	29"	100	15	\$936
MMRA2442R	24"	42"	29"	107	18	\$970
MMRA2448R	24"	48"	29"	114	20	\$987
MMRA2454R	24"	54"	29"	121	23	\$1,056
MMRA2460R	24"	60"	29"	124	24	\$1,074
MMRA3048R	30"	48"	29"	127	25	\$1,074

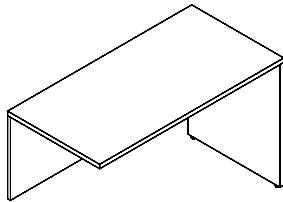
¾ modesty standard. ½ modesty on returns may be specified at no upcharge.
For handles and pedestal lock, add MMUHL2...\$78 (Specify H3B-H10B & H14, see p. 39).
For full modesty panel upgrade, add MMFMP...\$74.



Return, ¾ Box/File Pedestal Left (¾ Modesty)

Model#	Depth	Width	Height	Weight	Cube	Price
MMRA2036L	20"	36"	29"	95	13	\$821
MMRA2042L	20"	42"	29"	104	15	\$837
MMRA2048L	20"	48"	29"	110	17	\$856
MMRA2054L	20"	54"	29"	117	19	\$889
MMRA2436L	24"	36"	29"	100	15	\$936
MMRA2442L	24"	42"	29"	107	18	\$970
MMRA2448L	24"	48"	29"	114	20	\$987
MMRA2454L	24"	54"	29"	121	23	\$1,056
MMRA2460L	24"	60"	29"	124	24	\$1,074
MMRA3048L	30"	48"	29"	127	25	\$1,074

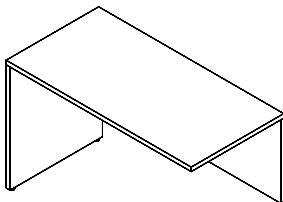
¾ modesty standard. ½ modesty on returns may be specified at no upcharge.
For handles and pedestal lock, add MMUHL2...\$78 (Specify H3B-H10B & H14, see p. 39).
For full modesty panel upgrade, add MMFMP...\$74.



Return Shell Right (¾ Modesty)

Model#	Depth	Width	Height	Weight	Cube	Price
MMRN2036R	20"	36"	29"	60	13	\$411
MMRN2042R	20"	42"	29"	67	15	\$428
MMRN2048R	20"	48"	29"	73	17	\$487
MMRN2054R	20"	54"	29"	80	19	\$542
MMRN2436R	24"	36"	29"	56	15	\$551
MMRN2442R	24"	42"	29"	67	18	\$584
MMRN2448R	24"	48"	29"	74	20	\$622
MMRN2454R	24"	54"	29"	80	23	\$662
MMRN3048R	30"	48"	29"	89	25	\$715

¾ modesty standard. ½ modesty on returns may be specified at no upcharge.
For full modesty panel upgrade, add MMFMP...\$74.



Return Shell Left (¾ Modesty)

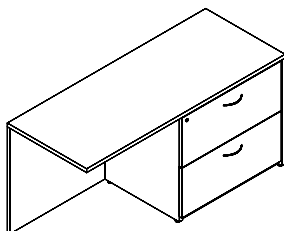
Model#	Depth	Width	Height	Weight	Cube	Price
MMRN2036L	20"	36"	29"	60	13	\$411
MMRN2042L	20"	42"	29"	67	15	\$428
MMRN2048L	20"	48"	29"	73	17	\$487
MMRN2054L	20"	54"	29"	80	19	\$542
MMRN2436L	24"	36"	29"	56	15	\$551
MMRN2442L	24"	42"	29"	67	18	\$584
MMRN2448L	24"	48"	29"	74	20	\$622
MMRN2454L	24"	54"	29"	80	23	\$662
MMRN3048L	30"	48"	29"	89	25	\$715

¾ modesty standard. ½ modesty on returns may be specified at no upcharge.
For full modesty panel upgrade, add MMFMP...\$74.

NOTE: If placing hutch on return, ½ leg support is required, add MMSPT \$130.

maverick series

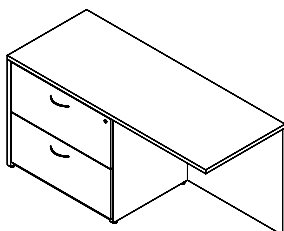
Returns



Return, Right 31"W Lateral File (H3B handles, lock, full modesty)

Model#	Depth	Width	Height	Weight	Cube	Price
MMRLF2054R	20"	54"	29"	192	19	\$1,604
MMRLF2060R	20"	60"	29"	198	21	\$1,615
MMRLF2454R	24"	54"	29"	201	23	\$1,684
MMRLF2460R	24"	60"	29"	208	25	\$1,730

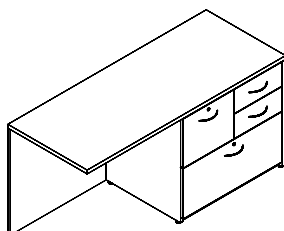
H3S handles may be specified at no upcharge.



Return, Left 31"W Lateral File (H3B handles, lock, full modesty)

Model#	Depth	Width	Height	Weight	Cube	Price
MMRLF2054L	20"	54"	29"	192	19	\$1,604
MMRLF2060L	20"	60"	29"	198	21	\$1,615
MMRLF2454L	24"	54"	29"	201	23	\$1,684
MMRLF2460L	24"	60"	29"	208	25	\$1,730

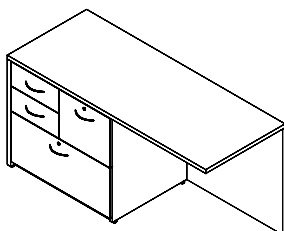
H3S handles may be specified at no upcharge.



Return, Right 31"W Personal Lateral File (H3B handles, 2 locks, full modesty)

Model#	Depth	Width	Height	Weight	Cube	Price
MMRPLF2054R	20"	54"	29"	195	19	\$1,710
MMRPLF2060R	20"	60"	29"	201	23	\$1,771
MMRPLF2454R	24"	54"	29"	205	23	\$1,730
MMRPLF2460R	24"	60"	29"	213	28	\$1,808

Box drawers do not lock. H3S handles may be specified at no upcharge.



Return, Left 31"W Personal Lateral File (H3B handles, 2 locks, full modesty)

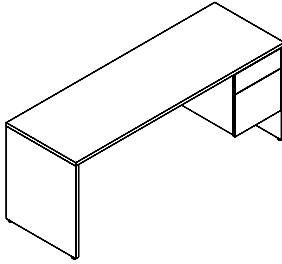
Model#	Depth	Width	Height	Weight	Cube	Price
MMRPLF2054L	20"	54"	29"	195	19	\$1,710
MMRPLF2060L	20"	60"	29"	201	23	\$1,771
MMRPLF2454L	24"	54"	29"	205	23	\$1,730
MMRPLF2460L	24"	60"	29"	213	28	\$1,808

Box drawers do not lock. H3S handles may be specified at no upcharge.

- NOTES:**
- Returns with personal lateral file, when ordering with APH1 handles (1) lock is standard.
 - If placing hutch on return, ½ leg support is required, add MMSPT \$130.

maverick series

Credenzas

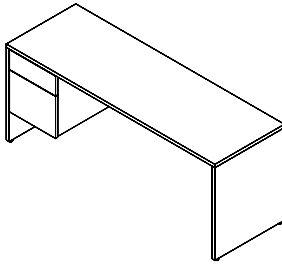


Credenza, Single Box/File Pedestal Right (¾ Modesty)

Model#	Depth	Width	Height	Weight	Cube	Price
MMC2060 4R	20"	60"	29"	150	21	\$961
MMC2066 4R	20"	66"	29"	157	23	\$1,080
MMC2072 4R	20"	72"	29"	164	25	\$1,101
MMC2472 4R	24"	72"	29"	168	30	\$1,133

For full modesty panel upgrade, add MMFMP...\$74.

For handles and pedestal lock, add MMUHL2...\$78 (Specify H3B-H10B & H14, see p. 39).

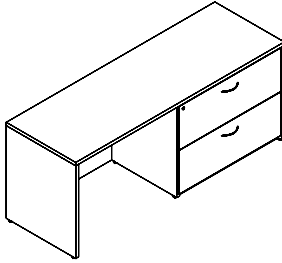


Credenza, Single Box/File Pedestal Left (¾ Modesty)

Model#	Depth	Width	Height	Weight	Cube	Price
MMC2060 4L	20"	60"	29"	150	21	\$961
MMC2066 4L	20"	66"	29"	157	23	\$1,080
MMC2072 4L	20"	72"	29"	164	25	\$1,101
MMC2472 4L	24"	72"	29"	168	30	\$1,133

For full modesty panel upgrade, add MMFMP...\$74.

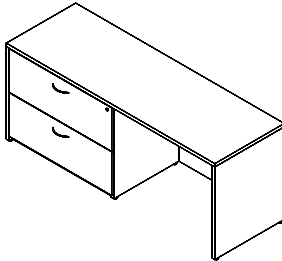
For handles and pedestal lock, add MMUHL2...\$78 (Specify H3B-H10B & H14, see p. 39).



Credenza, 36"W Lateral File Pedestal Right (H3B handles, lock, full modesty)

Model#	Depth	Width	Height	Weight	Cube	Price
MMC2066 5R	20"	66"	29"	223	23	\$1,738
MMC2072 5R	20"	72"	29"	230	25	\$1,757
MMC2472 5R	24"	72"	29"	270	30	\$1,841

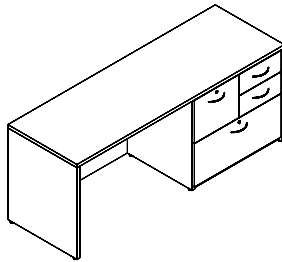
Upgrade to H3S handles...N/C.



Credenza, 36"W Lateral File Pedestal Left (H3B handles, lock, full modesty)

Model#	Depth	Width	Height	Weight	Cube	Price
MMC2066 5L	20"	66"	29"	223	23	\$1,738
MMC2072 5L	20"	72"	29"	230	25	\$1,757
MMC2472 5L	24"	72"	29"	270	30	\$1,841

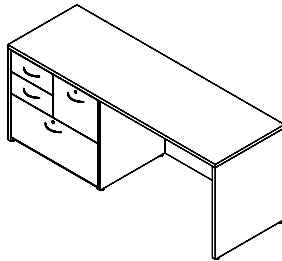
Upgrade to H3S handles...N/C.



Credenza, 31"W Personal Lateral File Pedestal Right (H3B handles, locks, full modesty)

Model#	Depth	Width	Height	Weight	Cube	Price
MMC2066 6R	20"	66"	29"	230	26	\$1,981
MMC2072 6R	20"	72"	29"	236	28	\$2,006
MMC2472 6R	24"	72"	29"	260	30	\$2,091

Box drawers do not lock. Upgrade to H3S handles...N/C.



Credenza, 31"W Personal Lateral File Pedestal Left (H3B handles, locks, full modesty)

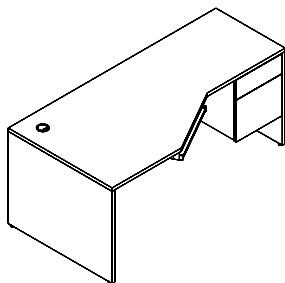
Model#	Depth	Width	Height	Weight	Cube	Price
MMC2066 6L	20"	66"	29"	230	26	\$1,981
MMC2072 6L	20"	72"	29"	236	28	\$2,006
MMC2472 6L	24"	72"	29"	260	30	\$2,091

Box drawers do not lock. Upgrade to H3S handles...N/C.

NOTE: Credenzas with personal lateral file, when ordering with APH1 handles (1) lock is standard.

maverick series

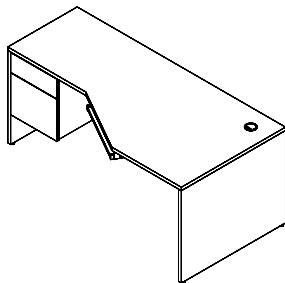
CompuCorner Credenzas



Computer Corner, Box/File Pedestal Right (¾ Modesty)

Model#	(L)	(B)	(E)	(K)	(R)	(W)	Weight	Cube	Price
☞ MMCD60 2R	60"	30"	20"	21"	20"	21"	220	32	\$1,177
☞ MMCD60 4R	60"	36"	24"	21"	24"	22"	220	32	\$1,193
☞ MMCD66 4R	66"	36"	24"	21"	24"	24"	229	42	\$1,289
☞ MMCD72 3R	72"	36"	20"	24"	20"	33"	249	45	\$1,369
☞ MMCD72 4R	72"	36"	24"	21"	24"	30"	249	45	\$1,230
☞ MMCD72 7R	72"	36"	24"	23"	20"	32"	285	45	\$1,348
☞ MMCD72 8R	72"	42"	24"	24"	24"	33"	285	53	\$1,652

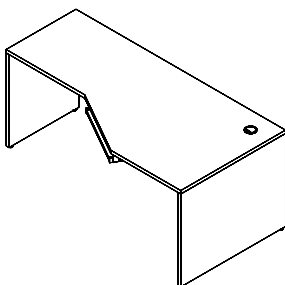
For full modesty panel upgrade, add MMFMP...\$74. Keyboard tray and worksurface black grommet standard. Upgrade grommet cover to silver, N/C. For handles and pedestal lock, add MMUHL2...\$78 (Specify H3B-H10B & H14, see p. 39).



Computer Corner, Box/File Pedestal Left (¾ Modesty)

Model#	(L)	(B)	(E)	(K)	(R)	(W)	Weight	Cube	Price
☞ MMCD60 2L	60"	30"	20"	21"	20"	21"	220	32	\$1,177
☞ MMCD60 4L	60"	36"	24"	21"	24"	22"	220	32	\$1,193
☞ MMCD66 4L	66"	36"	24"	21"	24"	24"	229	42	\$1,289
☞ MMCD72 3L	72"	36"	20"	24"	20"	33"	249	45	\$1,369
☞ MMCD72 4L	72"	36"	24"	21"	24"	30"	249	45	\$1,230
☞ MMCD72 7L	72"	36"	24"	23"	20"	32"	285	45	\$1,348
☞ MMCD72 8L	72"	42"	24"	24"	24"	33"	285	53	\$1,652

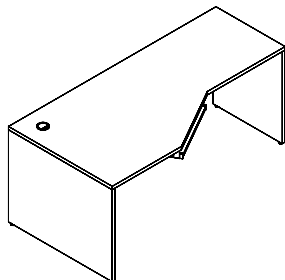
For full modesty panel upgrade, add MMFMP...\$74. Keyboard tray and worksurface black grommet standard. Upgrade grommet cover to silver, N/C. For handles and pedestal lock, add MMUHL2...\$78 (Specify H3B-H10B & H14, see p. 39).



Computer Corner Shell (¾ Modesty) For Right Return

Model#	(L)	(B)	(E)	(K)	(R)	(W)	Weight	Cube	Price
☞ MMCDN60 2R	60"	30"	20"	21"	20"	21"	184	32	\$907
☞ MMCDN72 3R	72"	36"	20"	24"	20"	33"	213	45	\$1,063
☞ MMCDN72 4R	72"	36"	24"	21"	24"	30"	213	45	\$1,101

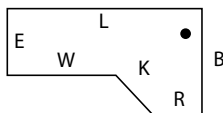
Keyboard tray and worksurface black grommet standard. Upgrade grommet cover to silver, N/C. For full modesty panel upgrade, add MMFMP...\$74.



Computer Corner Shell (¾ Modesty) For Left Return

Model#	(L)	(B)	(E)	(K)	(R)	(W)	Weight	Cube	Price
☞ MMCDN60 2L	60"	30"	20"	21"	20"	21"	184	32	\$907
☞ MMCDN72 3L	72"	36"	20"	24"	20"	33"	213	45	\$1,063
☞ MMCDN72 4L	72"	36"	24"	21"	24"	30"	213	45	\$1,101

Keyboard tray and worksurface black grommet standard. Upgrade grommet cover to silver, N/C. For full modesty panel upgrade, add MMFMP...\$74.

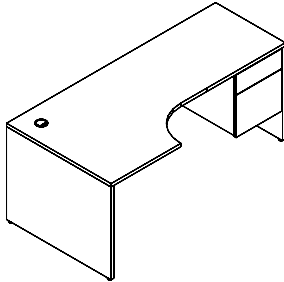


- "L" Length along approach edge
- "B" Back end panel
- "E" End panel
- "K" Keyboard space
- "R" Return depth to attach
- "W" Workarea (kbrd to end)

See available accessories and upgrades, pp. 39-44.

maverick series

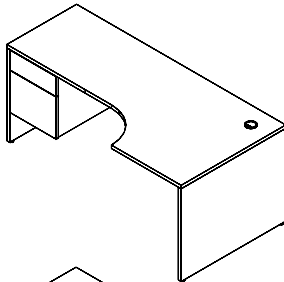
CompuCorner Credenzas



Computer Corner, Curved, ¾ Box/File Pedestal Right (¾ Modesty)

Model#	(L)	(B)	(E)	(K)	(R)	(W)	Weight	Cube	Price
MMCDQ72 4R	72"	36"	24"	21"	24"	30"	239	45	\$1,230

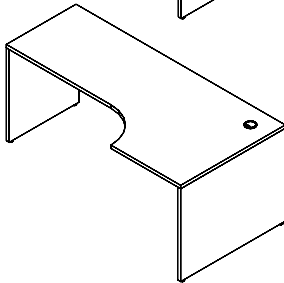
No keyboard tray. Worksurface black grommet standard. Upgrade grommet cover to silver, N/C.
 For handles and pedestal lock, add MMUHL2...\$78. (Specify H3B-H10B & H14, see p. 39).
 For full modesty panel upgrade, add MMFMP...\$74.



Computer Corner, Curved, ¾ Box/File Pedestal Left (¾ Modesty)

Model#	(L)	(B)	(E)	(K)	(R)	(W)	Weight	Cube	Price
MMCDQ72 4L	72"	36"	24"	21"	24"	30"	239	45	\$1,230

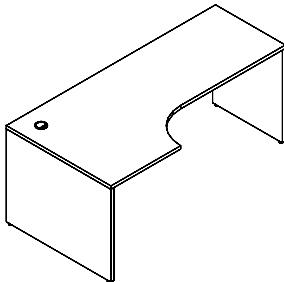
No keyboard tray. Worksurface black grommet standard. Upgrade grommet cover to silver, N/C.
 For handles and pedestal lock, add MMUHL2...\$78. (Specify H3B-H10B & H14, see p. 39).
 For full modesty panel upgrade, add MMFMP...\$74.



Computer Corner Shell, Curved (¾ Modesty) For Right Return

Model#	(L)	(B)	(E)	(K)	(R)	(W)	Weight	Cube	Price
MMCDNQ72 4R	72"	36"	24"	21"	24"	30"	213	45	\$1,101

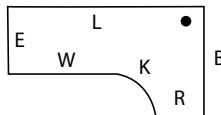
Worksurface black grommet standard. No keyboard tray. Upgrade grommet cover to silver, N/C.
 For full modesty panel upgrade, add MMFMP...\$74.



Computer Corner Shell, Curved (¾ Modesty) For Left Return

Model#	(L)	(B)	(E)	(K)	(R)	(W)	Weight	Cube	Price
MMCDNQ72 4L	72"	36"	24"	21"	24"	30"	213	45	\$1,101

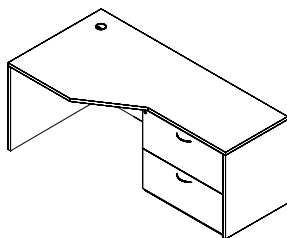
Worksurface black grommet standard. No keyboard tray. Upgrade grommet cover to silver, N/C.
 For full modesty panel upgrade, add MMFMP...\$74.



- "L" Length along approach edge
- "B" Back end panel
- "E" End panel
- "K" Keyboard space
- "R" Return depth to attach
- "W" Workarea (kbrd to end)

maverick series

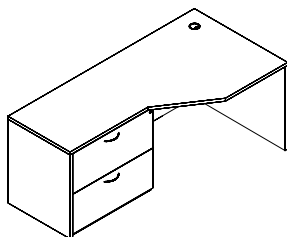
CompuCorner Credenzas



Computer Corner, Right 31" W Lateral File (H3B handles, lock, full modesty)

Model#	(L)	(B)	(E)	(K)	(R)	(W)	Weight	Cube	Price
MMCD72LF 3R	72"	36"	20"	24"	20"	33"	249	45	\$1,824
MMCD72LF 4R	72"	36"	24"	21"	24"	30"	265	45	\$1,928

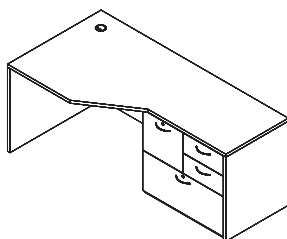
No keyboard tray. Worksurface black grommet standard. Upgrade to H3S handles...N/C.
Upgrade grommet cover to silver, N/C.



Computer Corner, Left 31" W Lateral File (H3B handles, lock, full modesty)

Model#	(L)	(B)	(E)	(K)	(R)	(W)	Weight	Cube	Price
MMCD72LF 3L	72"	36"	20"	24"	20"	33"	249	45	\$1,824
MMCD72LF 4L	72"	36"	24"	21"	24"	30"	265	45	\$1,928

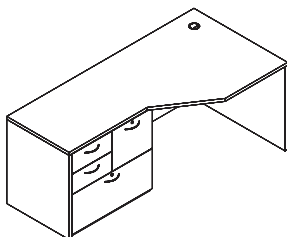
No keyboard tray. Worksurface black grommet standard. Upgrade to H3S handles...N/C.
Upgrade grommet cover to silver, N/C.



Computer Corner, Right 31" W Personal Lateral File (H3B handles, locks, full modesty)

Model#	(L)	(B)	(E)	(K)	(R)	(W)	Weight	Cube	Price
MMCD72PLF 3R	72"	36"	20"	24"	20"	33"	249	45	\$2,026
MMCD72PLF 4R	72"	36"	24"	21"	24"	30"	265	45	\$2,076

No keyboard tray. Worksurface black grommet standard. Box drawers do not lock.
Upgrade to H3S handles...N/C. Upgrade grommet cover to silver, N/C.

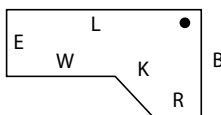


Computer Corner, Left 31" W Personal Lateral File (H3B handles, locks, full modesty)

Model#	(L)	(B)	(E)	(K)	(R)	(W)	Weight	Cube	Price
MMCD72PLF 3L	72"	36"	20"	24"	20"	33"	249	45	\$2,026
MMCD72PLF 4L	72"	36"	24"	21"	24"	30"	265	45	\$2,076

No keyboard tray. Worksurface black grommet standard. Box drawers do not lock.
Upgrade to H3S handles...N/C. Upgrade grommet cover to silver, N/C.

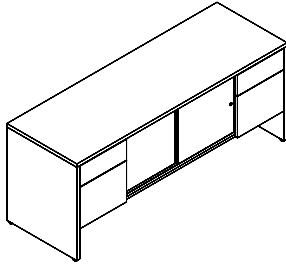
NOTE: Computer Corners with personal lateral file, when ordering with APH1 Handles (1) lock is standard.



- "L" Length along approach edge
- "B" Back end panel
- "E" End panel
- "K" Keyboard space
- "R" Return depth to attach
- "W" Workarea (kbrd to end)

maverick series

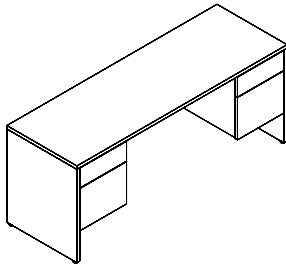
Credenzas



Credenza Double Pedestal, Box/File Left and Right, Center Storage (Sliding doors, ¾ modesty)

Model#	Depth	Width	Height	Weight	Cube	Price
MMC2060 2	20"	60"	29"	230	21	\$1,270
MMC2066 2	20"	66"	29"	240	23	\$1,505
MMC2072 2	20"	72"	29"	250	25	\$1,521
MMC2472 2	24"	72"	29"	270	30	\$1,617

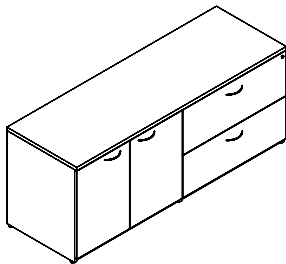
Storage includes 1 adjustable ¾"-thick shelf.
For handles and pedestal lock, add MMUHL2...\$78 each pedestal (Specify H3B-H10B & H14, see p. 39).
NOTE: Ped lock is inside doors.



Credenza Double Pedestal, Box/File Left and Right (Knee space, ¾ modesty)

Model#	Depth	Width	Height	Weight	Cube	Price
MMC2060 3	20"	60"	29"	196	21	\$1,177
MMC2066 3	20"	66"	29"	205	23	\$1,418
MMC2072 3	20"	72"	29"	210	25	\$1,446
MMC2472 3	24"	72"	29"	230	30	\$1,486

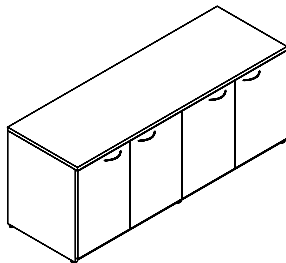
For full modesty panel upgrade, add MMFMP...\$74.
For handles and pedestal lock, add MMUHL2...\$78 each pedestal (Specify H3B-H10B & H14, see p. 39).



Credenza, Hinged Door Cabinet Left and Lateral File Right (H3B handles, lateral file lock)

Model#	Depth	Width	Height	Weight	Cube	Price
MMC2072 9FP	20"	72"	29"	270	30	\$2,147
MMC2472 9FP	24"	72"	29"	290	30	\$2,205

Cabinet includes one adjustable shelf ¾" thick. For right Cabinet and left Lateral File specify N/C.
Optional face locks for hinged doors, add MMFL...\$90. Upgrade to H3S handles...N/C.



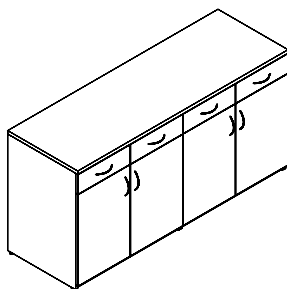
Credenza, 4-Full Hinged Door (2 adjustable shelves, H3B handles)

Model#	Depth	Width	Height	Weight	Cube	Price
MMC2048 1FP	20"	48"	29"	155	17	\$1,696
MMC2448 1FP	24"	48"	29"	175	20	\$1,782
MMC2060 1FP	20"	60"	29"	220	21	\$1,824
MMC2066 1FP	20"	66"	29"	240	23	\$1,981
MMC2072 1FP	20"	72"	29"	260	25	\$2,006
MMC2472 1FP	24"	72"	29"	295	30	\$2,181
MMC207236 1FP	20"	72"	36"	238	30	\$2,163
MMC247236 1FP	24"	72"	36"	265	36	\$2,278

Storage includes 1 adjustable shelf ¾" thick per side.
Optional face door locks (2 locks required), add MMFL...\$90 each. Upgrade to H3S handles...N/C.
Note: H11 & H14 handles are installed vertically on 48" & 60"W credenzas.

maverick series

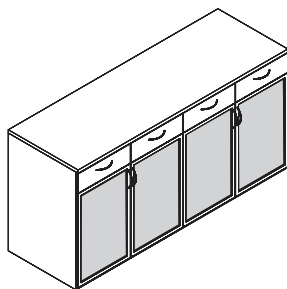
Credenzas



Buffet Credenza (4 box drawers, 4 full hinged doors, 2 adjustable shelves, H3B handles)

Model#	Depth	Width	Height	Weight	Cube	Price
MMHDBC2036	20"	36"	36"	220	15	\$1,320
MMHDBC2436	24"	36"	36"	240	18	\$1,452
MMHDBC2060	20"	60"	36"	236	25	\$2,705
MMHDBC2460	24"	60"	36"	261	30	\$2,815
MMHDBC2072	20"	72"	36"	260	30	\$2,736
MMHDBC2472	24"	72"	36"	290	36	\$2,856

Storage includes 1 adjustable shelf $\frac{3}{4}$ " thick per side.
 36"W credenza: 2 box drawers & 2 hinged doors, 1 adjustable shelf.
 Optional face locks (2 locks required for doors...1 lock per box drawer), add MMFL...\$90 each.
 (Optional face lock for 36"W requires 1 for doors and 1 for each box drawer.)
 Upgrade to H3S handles...N/C. H11 & H14 handles do not fit 60"W buffet credenzas.

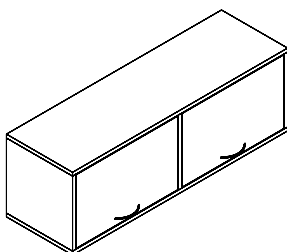


Buffet Credenza (4 box drawers, full hinged glass doors, 2 adjustable shelves, H3B handles)

Model#	Depth	Width	Height	Weight	Cube	Price
MMHDBC2036G	20"	36"	36"	220	15	\$1,663
MMHDBC2436G	24"	36"	36"	240	18	\$1,789
MMHDBC2072G	20"	72"	36"	240	18	\$3,728
MMHDBC2472G	24"	72"	36"	290	36	\$3,846

Storage includes one adjustable shelf $\frac{3}{4}$ " thick per side.
 36"W credenza: 2 box drawers & 2 glass doors, 1 adjustable shelf.
 Optional face locks for box drawers, add MMFL...\$90 each.
 Locks N/A for glass doors. Upgrade to H3S handles...N/C.

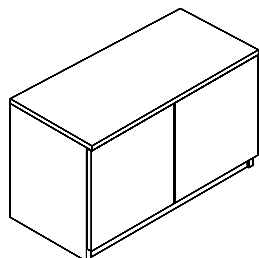
Wall Mount Cabinets



Wall Mount Overhead Cabinet With Flip Doors, H3B handles
 (35lb. weight capacity)

Model#	Depth	Width	Height	# of Doors	Weight	Cube	Price
MMCFOHB30	14 $\frac{3}{4}$ "	30"	16"	1	110	7	\$936
MMCFOHB36	14 $\frac{3}{4}$ "	36"	16"	1	110	7	\$1,061
MMCFOHB48	14 $\frac{3}{4}$ "	48"	16"	2	110	7	\$1,254

Optional locks (2 required on 48"W), add MMFL...\$90 each.
 H3S handles may be added at no upcharge.
 Requires professional installation and must be mounted to wall stud.
 35lb. weight capacity distributed evenly.



Wall Mount Overhead Cabinet with Hinged Door Overlay, Finger pull, Fascia
 (35lb. weight capacity)

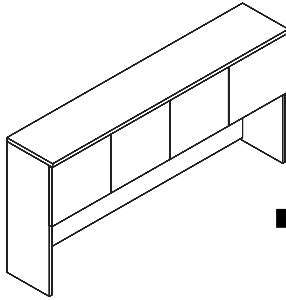
Model#	Depth	Width	Height	# of Doors	Weight	Cube	Price
MMCFOHD30	14 $\frac{3}{4}$ "	30"	18 $\frac{1}{2}$ "	2	110	7	\$911
MMCFOHD36	14 $\frac{3}{4}$ "	36"	18 $\frac{1}{2}$ "	2	110	7	\$936
MMCFOHD42	14 $\frac{3}{4}$ "	42"	18 $\frac{1}{2}$ "	2	120	9	\$1,075
MMCFOHD48	14 $\frac{3}{4}$ "	48"	18 $\frac{1}{2}$ "	4	120	9	\$1,108

Wall mount overhead storage includes fascia. Optional handles may be added.
 Optional face lock (2 face locks are required for 42"W & 48"W) add MMFL...\$90 each.
 Requires professional installation and must be mounted to wall stud.
 35lb. weight capacity distributed evenly.

maverick series

Hutches

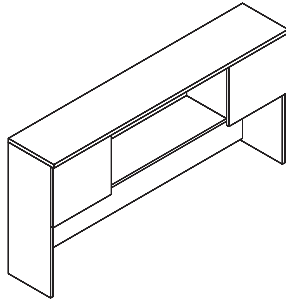
(Maverick Series hutch fits Maverick Series worksurfaces only)



Hutch, with Four Hinged Doors (19" clearance below doors)

Model#	Depth	Width	Height	Weight	Cube	Price
MMH48WD	14"	48"	36"	130	14	\$1,177
MMH60WD	14"	60"	36"	155	18	\$1,270
MMH66WD	14"	66"	36"	167	20	\$1,383
MMH72WD	14"	72"	36"	179	21	\$1,418
Glass Doors MMH72WG	14"	72"	36"	179	21	\$2,019

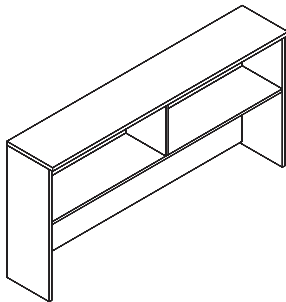
Optional face locks (2 locks required), add MMFL...\$90 each. Glass doors do NOT lock. May be upgraded to 42" height, add MMUHH...\$203. Add tasklights, fascia and tackboards, see p. 38. Ends are 3/4" thick; doors overlay legs but are inset to the 1"-thick top. 3/4" back panel cord gap. 35lb. weight capacity distributed evenly.



Hutch, Left & Right Hinged Doors, Center Opening (19" below doors)

Model#	Depth	Width	Height	Weight	Cube	Price
MMH60W2D	14"	60"	36"	140	18	\$1,149
MMH66W2D	14"	66"	36"	152	20	\$1,212
MMH72W2D	14"	72"	36"	164	21	\$1,270

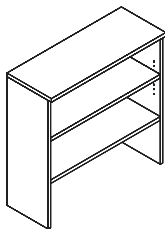
Optional face locks (2 locks required), add MMFL...\$90 each. Doors are same width as open space. May be upgraded to 42" height, add MMUHH...\$203. Add tasklights, fascia and tackboards, see p. 38. Ends are 3/4" thick; doors overlay legs but are inset to the 1"-thick top. 3/4" back panel cord gap. 35lb. weight capacity distributed evenly.



Hutch, No Doors (20" clearance below shelf)

Model#	Depth	Width	Height	Weight	Cube	Price
MMH48ND	14"	48"	36"	115	14	\$848
MMH60ND	14"	60"	36"	135	18	\$881
MMH66ND	14"	66"	36"	148	20	\$960
MMH72ND	14"	72"	36"	160	21	\$1,063

May be upgraded to 42" height, add MMUHH...\$203. Add tasklights, fascia and tackboards, see p. 38. Ends are 3/4" thick; doors overlay legs but are inset to the 1"-thick top. 3/4" back panel cord gap. 35lb. weight capacity distributed evenly.



Bookcase Hutch, Full Back Panel

(One adjustable shelf, one fixed shelf, 1"-thick shelves) Bottom clearance 12"H

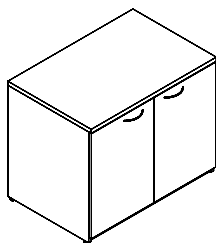
Model#	Depth	Width	Height	# Shelves	Weight	Cube	Price
MMBCH31	14"	31"	36"	2	81	10	\$496
MMBCH	14"	36"	36"	2	72	11	\$520

May be upgraded to 42" height, add MMUHH...\$203. 12"H Bottom clearance does not change. See p. 38. Ends are 3/4" thick; legs are inset to the 1"-thick top. Width coordinates w/ lateral files and utility cabinets. 35lb. weight capacity distributed evenly.

NOTE: If hutch is placed on L-unit return 1/2 leg support is required, add MMSPT \$130

maverick series

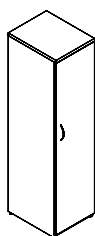
Storage



Hinged Door Utility Cabinet (H3B handle, one ¾"-thick adjustable shelf)

Model#	Depth	Width	Height	Weight	Cube	Price
☞ MMHDC2036	20"	36"	29"	115	13	\$907
MMHDC2042	20"	42"	29"	165	15	\$960
☞ MMHDC2436	24"	36"	29"	175	15	\$1,047
MMHDC2442	24"	42"	29"	180	18	\$1,133
Glass Doors MMHDC2436G	24"	36"	29"	175	18	\$1,415

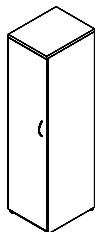
Optional lock available, add MMFL...\$90. Width coordinates with bookcase hutch.
 Upgrade to H3S handles...N/C. Glass doors DO NOT lock.
 Note: MMHDC2436G handles are installed vertically.



Single Storage Cabinet, Right (H3B handle, three adjustable ¾"-thick shelves)

Model#	Depth	Width	Height	Weight	Cube	Price
MMSTS1665R	20"	16"	65"	185	12	\$1,133

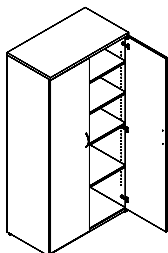
Optional lock available, add MMFL...\$90. Upgrade to H3S handle...N/C.



Single Storage Cabinet, Left (H3B handle, three adjustable ¾"-thick shelves)

Model#	Depth	Width	Height	Weight	Cube	Price
MMSTS1665L	20"	16"	65"	185	12	\$1,133

Optional lock available, add MMFL...\$90. Upgrade to H3S handle...N/C.



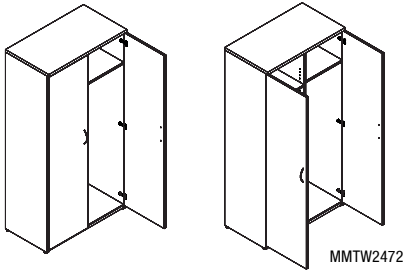
Double Storage Cabinet (¾"-thick adjustable shelves, H3B handles)

Model#	Depth	Width	Height	# Shelves	Weight	Cube	Price
MMST3642	20"	36"	42"	2	208	18	\$1,263
MMST3665	20"	36"	65"	3	290	27	\$1,739
MMST3672	20"	36"	72"	4	370	30	\$1,961
MMST3684	20"	36"	84"	5	298	35	\$2,215
MMST243665	24"	36"	65"	3	290	27	\$1,938
MMST243672	24"	36"	72"	4	370	30	\$2,140

Optional lock available, add MMFL...\$90. Upgrade to H3S handles...N/C.
 Cabinets 60"H & higher are made with required fixed shelf for locking.
 Note: Cabinets 42"H are standard with horizontal handles.

maverick series

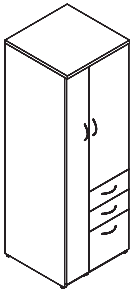
Storage



Wardrobe Cabinet (Coat rack, one fixed shelf, H3B handles)

Model#	Depth	Width	Height	Weight	Cube	Price
MMWC3665	24"	36"	65"	309	33	\$1,539
MMWC3672	24"	36"	72"	325	36	\$1,757
MMTW2472	24"	36"	72"	286	36	\$2,238

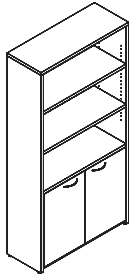
MMTW2472: Left 4 adjustable shelves, right wardrobe. Requires 2 locks.
Optional lock available, add MMFL...\$90. For H30 Handle, add...\$71 each. Upgrade to H3S handles...N/C.



Personal Storage Cabinet Right Door, 2 adjustable shelves and BBF, Left Long Door 2 adjustable shelves 3/4"-thick. (H3B handles)

Model#	Depth	Width	Height	Weight	Cube	Price
MMWCP2465	24"	24"	65"	309	22	\$2,312
MMWCP2472	24"	24"	72"	325	24	\$2,500

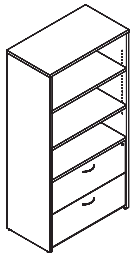
Coat rack in long door compartment. Optional face lock available (2 locks required for doors) add MMFL...\$90 ea.
For pedestal face lock, add MMFLL \$180 List. Upgrade to H3S handles...N/C.
For right long door and left BBF must specify, N/C.



Bookcase with Storage Cabinet (1"-thick adjustable shelves, H3B handles)

Model#	Depth	Width	Height	# Shelves	Weight	Cube	Price
MMBCD3660	14"	36"	60"	2	135	18	\$1,369
MMBCD3672	14"	36"	72"	3	145	21	\$1,418
MMBCD3684	14"	36"	84"	4	155	25	\$1,636


Optional lock available, add MMFL...\$90. Upgrade to H3S handles...N/C. Adjustable shelves inside doors.



Bookcase with 36" Wide Lateral File (1"-thick adjustable shelves, lock, H3B handles)

Model#	Depth	Width	Height	# Shelves	Weight	Cube	Price
MMBCLF3660	20"	36 1/2"	60"	1	224	25	\$1,869
MMBCLF3672	20"	36 1/2"	72"	2	260	30	\$1,963
MMBCLF3684	20"	36 1/2"	84"	3	281	35	\$2,163

Upgrade to H3S handles...N/C.
Adjustable shelf inside doors is 3/4" thick.



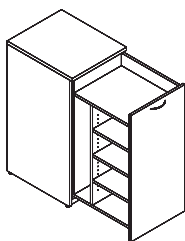
Bookcase with 36" Wide Lateral File & Doors (1"-thick adjustable shelves, one lock, H3B handles)

Model#	Depth	Width	Height	# Shelves	Weight	Cube	Price
MMBCLF3672WD	20"	36 1/2"	72"	2	300	30	\$2,378
MMBCLF3684WD	20"	36 1/2"	84"	3	331	35	\$2,652

Upgrade to H3S handles...N/C. Lateral file with lock. Optional face lock for doors, add MMFL \$90 List.
Adjustable shelf inside doors is 3/4" thick.

maverick series

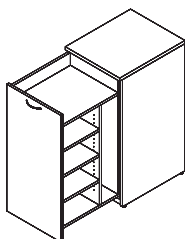
Storage



Slide Out Personal Storage Cabinet, Right Door Slide Out Storage (H3B handles)

Model#	Depth	Width	Height	Weight	Cube	Price
MMSDS2442R	24"	20 1/2"	42"	200	12	\$2,406
MMSDS3042R	30"	20 1/2"	42"	234	15	\$2,578

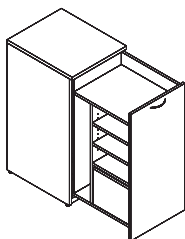
Right-Side Slide Out Storage: 3-Adjustable Shelves 3/4" thick, wardrobe compartment with coat/purse hook. Optional Face Lock add MMFL \$90 List. Upgrade to H3S Silver Handle N/C. 20 LEAD TIME



Slide Out Personal Storage Cabinet, Left Door Slide Out Storage (H3B handles)

Model#	Depth	Width	Height	Weight	Cube	Price
MMSDS2442L	24"	20 1/2"	42"	200	12	\$2,406
MMSDS3042L	30"	20 1/2"	42"	234	15	\$2,578

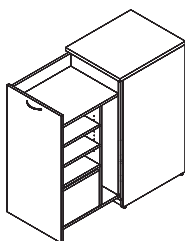
Left-Side Slide Out Storage: 3-Adjustable Shelves 3/4" thick, wardrobe compartment with coat/purse hook. Optional Face Lock add MMFL \$90 List. Upgrade to H3S Silver Handle N/C. 20 LEAD TIME



Slide Out Personal Storage Cabinet, Right Door Slide Out File Storage (H3B handles)

Model#	Depth	Width	Height	Weight	Cube	Price
MMSDF2442R	24"	20 1/2"	42"	213	12	\$2,867
MMSDF3042R	30"	20 1/2"	42"	247	15	\$3,040

Right-Side Slide Out Storage: Bottom File Drawer, 2-Adjustable Shelves 3/4" thick, wardrobe compartment with coat/purse hook. Optional Face Lock add MMFL \$90 List. Upgrade to H3S Silver Handle N/C. 20 LEAD TIME



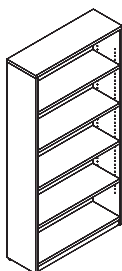
Slide Out Personal Storage Cabinet, Left Door Slide Out File Storage (H3B handles)

Model#	Depth	Width	Height	Weight	Cube	Price
MMSDF2442L	24"	20 1/2"	42"	213	12	\$2,867
MMSDF3042L	30"	20 1/2"	42"	247	15	\$3,040

Left-Side Slide Out Storage: Bottom File Drawer, 2-Adjustable Shelves 3/4" thick, wardrobe compartment with coat/purse hook. Optional Face Lock add MMFL \$90 List. Upgrade to H3S Silver Handle N/C. 20 LEAD TIME

Note: One color for top and one color for chassis may be specified.
(chassis includes door)

Bookcase



Bookcase (1"-thick adjustable shelves)

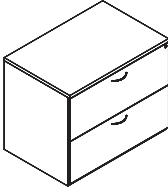
Model#	Depth	Width	Height	# Shelves	Weight	Cube	Price
☞MMBC3630	12"	36"	29"	1	61	18	\$502
☞MMBC3648	12"	36"	48"	2	86	12	\$676
☞MMBC3660	12"	36"	60"	3	107	15	\$813
☞MMBC3665	12"	36"	65"	3	111	17	\$848
☞MMBC3672	12"	36"	72"	4	128	18	\$881
☞MMBC3684	12"	36"	84"	5	137	21	\$1,101

For additional adjustable shelf, add MMSH1 \$130 ea. Includes 4-pins per shelf. Adjustable shelves recommended weight is 20 lbs each, distributed evenly.

maverick series

Files

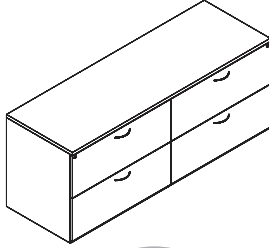
(All drawers depth are 16"D except vertical files)



2-drawer Lateral File (H3B handles, lock)

Model#	Depth	Width	Height	Weight	Cube	Price
MMLF2031	20"	31"	29"	135	11	\$1,049
MMLF2431	24"	31"	29"	147	13	\$1,080
☞ MMLF202	20"	36"	29"	160	13	\$1,080
☞ MMLF242	24"	36"	29"	176	15	\$1,133

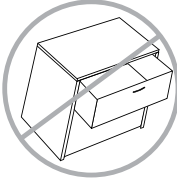
Upgrade to H3S Handle N/C.



4-Drawer Double Lateral File (H3B handles, 2 locks)

Model#	Depth	Width	Height	Weight	Cube	Price
MMLF202+2	20"	72"	29"	330	25	\$2,250
MMLF242+2	24"	72"	29"	335	30	\$2,345

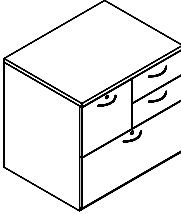
Upgrade to H3S handles.



Anti-Tip Interlock Mechanism for 2-Drawer Lateral File or Double Lateral File

Model#	Description	Price
MMUATLF	Adds anti-tip interlock mechanism (Optional)	\$147

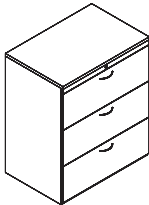
4-Drawer Double lateral file requires 2.



Personal Lateral File 31"W (H3B handles, 2 locks)

Model#	Depth	Width	Height	Weight	Cube	Price
MMPLF20	20"	31"	29"	189	11	\$1,230
MMPLF24	24"	31"	29"	205	13	\$1,289


Upgrade to H3S handles...N/C. Box drawers do not lock. If ordered APH1 handles (1) lock is standard.



3-drawer Lateral File (H3B handles, lock) Anti-Tip Interlock

Model#	Depth	Width	Height	Weight	Cube	Price
2⊗ MMLF203	20"	36"	43"	240	18	\$1,928
2⊗ MMLF243	24"	36"	43"	264	22	\$2,006

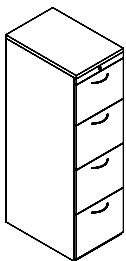
REQUIRES 2⊗ LEAD TIME. Upgrade to H3S handles...N/C.



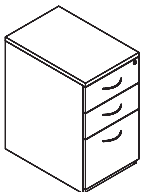
4-drawer Lateral File (H3B handles, lock) Anti-Tip Interlock

Model#	Depth	Width	Height	Weight	Cube	Price
2⊗ MMLF204	20"	36"	55"	330	23	\$2,464
2⊗ MMLF244	24"	36"	55"	335	28	\$2,578

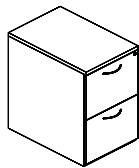
REQUIRES 2⊗ LEAD TIME. Upgrade to H3S handles...N/C.



MMVF4



MMVFC



MMVF2

Vertical Files (H3B handles, lock)

Model#	Depth	Width	Height	20"D Drawers	Weight	Cube	Price
☞ MMVF2	24"	16"	29"	2	160	7	\$864
☞ MMVFC	24"	16"	29"	3	160	7	\$934
MMVF2LGL	24"	19"	29"	2	172	8	\$978
2⊗ MMVF4	24"	16"	55"	4	180	7	\$1,811
2⊗ MMVF4LGL	24"	19"	55"	4	190	8	\$1,962

4 Drawer vertical files require 2⊗ LEAD TIME. Upgrade to H3S handles...N/C. Anti-tip interlock is standard on 4-drawer vertical files only.

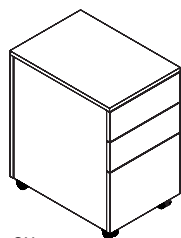
NOTE: All files recommended capacity is 75%, do not overload.

For handle upgrade, see p. 41. See available accessories and upgrades, pp. 39-44.

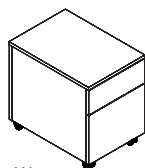
maverick series

Pedestals - Freestanding

NOTE: Pedestals below cannot be used for Apex series.
Email us for quote.



CX

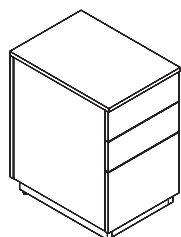


AX

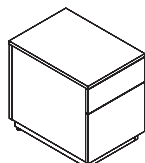
Mobile Pedestal, Box/Box/File or Box/File with Casters (Fully finished, letter size)

Model#	Depth	Width	Height	Drawer Depth	Weight	Cube	Price
MMPEDAX	23"	16"	22"	20	56	5	\$725
MMPEDAX20	19"	16"	22"	16	56	5	\$709
MMPEDCX	23"	16"	27 5/8"	20	90	6	\$864
MMPEDCX20	19"	16"	27 5/8"	16	80	6	\$848

1 convenience tray (MM BPT) is provided for BBF. 1 file bar is provided.
For handles & ped lock, add MMUHL3...\$102 (Specify H3B-H10B & H14, see p. 39). For BF add MMUHL2 \$78.
For side pedestal lock only, add MMPL \$90 (Specify left or right side lock install). Right side is standard.



CM

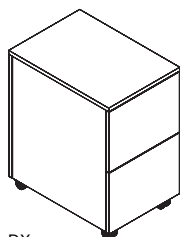


AM

Pedestal, Box/Box/File or Box/File with Kickbase (Fully finished, letter size, 2 1/2" H kickbase)

Model#	Depth	Width	Height	Drawer Depth	Weight	Cube	Price
MMPEDAM	23"	16"	22"	20	50	4	\$725
MMPEDAM20	19"	16"	22"	16	50	4	\$709
MMPEDCM	23"	16"	27 5/8"	20	90	6	\$864
MMPEDCM20	19"	16"	27 5/8"	16	80	6	\$848

1 convenience tray (MM BPT) is provided for BBF. 1 file bar is provided.
For handles & ped lock, add MMUHL3...\$102 (Specify H3B-H10B & H14, see p. 39). For BF add MMUHL2 \$78.
For side pedestal lock only, add MMPL \$90 (Specify left or right side lock install). Right side is standard.

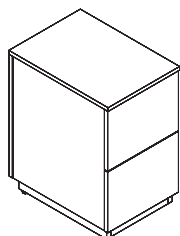


DX

Mobile Pedestal, File/File with Casters (Fully finished, letter size)

Model#	Depth	Width	Height	Drawer Depth	Weight	Cube	Price
MMPEDDX	23"	16"	27 5/8"	20	90	6	\$848
MMPEDDX20	19"	16"	27 5/8"	16	80	6	\$830

2 file bars are provided. For handles and ped lock, add MMUHL2...\$78 (Specify H3B-H10B & H14, see p. 39).
For side pedestal lock only, add MMPL \$90 (Specify left or right side lock install). Right side is standard.

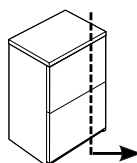


DM

Pedestal, File/File with Kickbase (Fully finished, letter size, 2 1/2" H kickbase)

Model#	Depth	Width	Height	Drawer Depth	Weight	Cube	Price
MMPEDDM	23"	16"	27 5/8"	20	90	6	\$848
MMPEDDM20	19"	16"	27 5/8"	16	80	6	\$830

2 file bars are provided. For handles and ped lock, add MMUHL2...\$78 (Specify H3B-H10B & H14, see p. 39).
For side pedestal lock only, add MMPL \$90 (Specify left or right side lock install). Right side is standard.



Upgrade Pedestals from Standard Width to Legal Width

Model#	Depth	Width	Height	Weight	Cube	Price
MMUPEDLGL	no change	19"	no change	128	8	\$114

Depth and height does not change. Option to upgrade is available for all pedestals freestanding above.

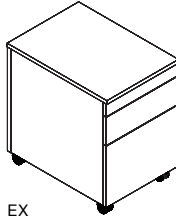
NOTES:

- Right side pedestal lock is standard when ordered, if no location is specified.
- See available accessories and upgrades, pp. 39-44.
- Maverick East only: when locks are ordered, face lock location is standard.

maverick series

Pedestals - Freestanding

NOTE: Pedestals below cannot be used for Apex series.
Email us for quote.

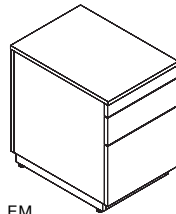


EX

Mobile Pedestal, Pencil/Box/File with Casters (Fully finished, letter size)

Model#	Depth	Width	Height	Drawer Depth	Weight	Cube	Price
MMPEDEX	23"	16"	24"	20	90	6	\$864
MMPEDEX20	19"	16"	24"	16	80	6	\$848

1 file bar provided. For handles and ped lock, add MMUHL3...\$102. (Specify H3B-H10B & H14, see p. 39).
For side pedestal lock only, add MMPL \$90. (Specify left or right side lock install) Right side is standard.
Pedestal lock locks box file only.

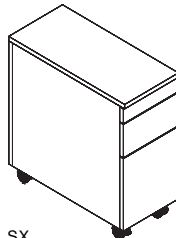


EM

Pedestal, Pencil/Box/File with Kickbase (Fully finished, letter size, 2 1/2"H kickbase)

Model#	Depth	Width	Height	Drawer Depth	Weight	Cube	Price
MMPEDEM	23"	16"	24"	20	90	6	\$864
MMPEDEM20	19"	16"	24"	16	80	6	\$848

1 file bar provided. For handles and ped lock, add MMUHL3...\$102. (Specify H3B-H10B & H14, see p. 39).
For side pedestal lock only, add MMPL \$90. (Specify left or right side lock install) Right side is standard.
Pedestal lock locks box file only.

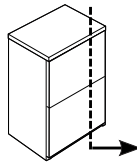


SX

Slim Mobile Pedestal Pencil/Box/File (Fully finished, letter size)

Model#	Depth	Width	Height	Drawer Depth	Weight	Cube	Price
MMPEDSX	23"	10 1/2"	24"	20"	90	5	\$864
MMPEDSX20	19"	10 1/2"	24"	16"	80	5	\$848

1 file bar provided. For handles and ped lock, add MMUHL3...\$102. (Specify H3B-H10B & H14, see p. 39).
Note: H11 & H14 handles do not fit. For side pedestal lock only, add MMPL \$90. Locks box/file only.
(Specify left or right side lock install) Right side is standard. Legal width N/A.



Upgrade Pedestals from Standard Width to Legal Width

Model#	Depth	Width	Height	Weight	Cube	Price
MMUPEDLGL	no change	19"	no change	128	8	\$114

Depth and height does not change. Option to upgrade is available for all pedestals freestanding above.
Upgrade N/A for Slim Mobile Pedestal.

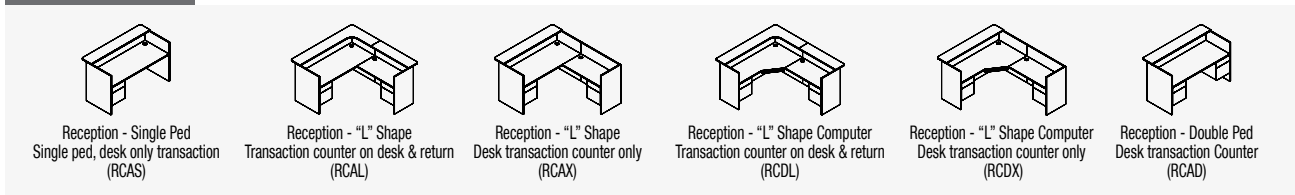
NOTES:

- Right side pedestal lock is standard when ordered if no location is specified.
- See available accessories and upgrades, pp. 39-44.
- Maverick East only: when locks are ordered, face lock location is standard.

maverick series

Statement of Line

RECEPTIONS



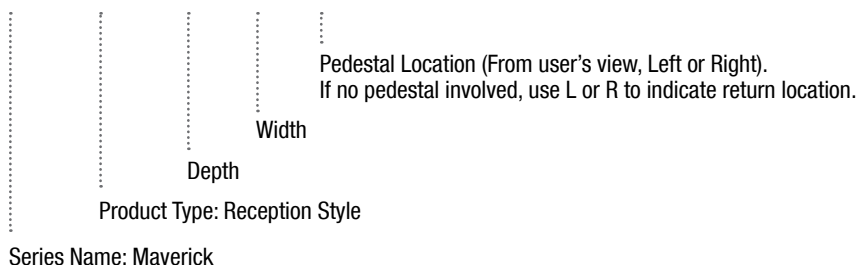
NOTES:

- Before ordering, ensure that the building and room access, including elevators, will accommodate furniture of this size. Use of pin-and-cam construction does facilitate some disassembly.
- Details of front transaction counter vary by series as do pedestals.
- Handles and locks standards vary by series.

How to Order Reception Units

WORKSURFACE UNITS: RECEPTION UNITS

1. Product number: **MM RCAL 36 72 L**



2. Specify worksurface color. Matching color edge & counter top is standard.
3. Specify counter top color. Matching color edge is standard.
4. Specify chassis finish. Matching color edge is standard. Modesty color same as chassis is standard.
5. Specify drawer front color. Matching color edge band is standard. For two colors, add \$114.
6. Handles and lock options. See page 37.
7. Specify other accessories and upgrade options. See page 39-44.

HANDLE OPTIONS (FOR PACKAGE UHL2)



IMPORTANT NOTE: Individual handles, see page 41 for options and prices.

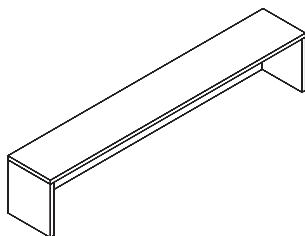


GROMMET

Black grommet standard where shown. Upgrade to silver color, N/C.

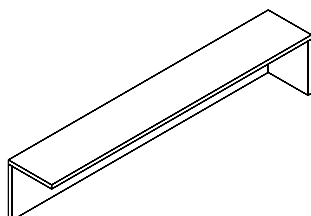
maverick series

Risers for Desks and Returns



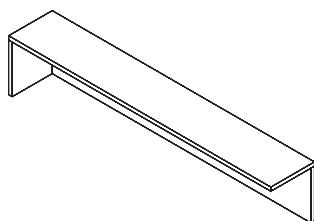
Riser (No approach overhang)

Model#	Depth	Width	Height	Weight	Cube	Price
MMRB36	12"	36"	14"	38	1	\$411
MMRB42	12"	42"	14"	43	2	\$428
MMRB48	12"	48"	14"	47	5	\$461
MMRB60	12"	60"	14"	56	6	\$662
MMRB66	12"	66"	14"	61	7	\$750
MMRB72	12"	72"	14"	65	7	\$837



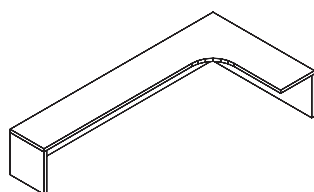
Riser Return, Right (No approach overhang)

Model#	Depth	Width	Height	Weight	Cube	Price
MMRBR36R	12"	36"	14"	32	1	\$411
MMRBR42R	12"	42"	14"	37	2	\$428
MMRBR48R	12"	48"	14"	42	5	\$461
MMRBR54R	12"	54"	14"	47	6	\$560
MMRBR60R	12"	60"	14"	51	6	\$662
MMRBR66R	12"	66"	14"	56	7	\$750
MMRBR72R	12"	72"	14"	60	7	\$837



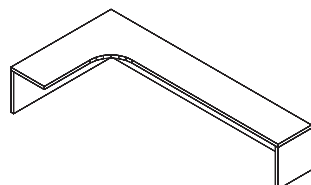
Riser Return, Left (No approach overhang)

Model#	Depth	Width	Height	Weight	Cube	Price
MMRBR36L	12"	36"	14"	32	1	\$411
MMRBR42L	12"	42"	14"	37	2	\$428
MMRBR48L	12"	48"	14"	42	5	\$461
MMRBR54L	12"	54"	14"	47	6	\$560
MMRBR60L	12"	60"	14"	51	6	\$662
MMRBR66L	12"	66"	14"	56	7	\$750
MMRBR72L	12"	72"	14"	60	7	\$837



Riser "L" Shape, Right Return (12" deep, one-piece counter top)

Model#	Depth	Width	Height	Weight	Cube	Price
MMRBL3072R	30"	72"	14"	88	18	\$1,074
MMRBL3672R	36"	72"	14"	92	21	\$1,223



Riser "L" Shape, Left Return (12" deep, one-piece counter top)

Model#	Depth	Width	Height	Weight	Cube	Price
MMRBL3072L	30"	72"	14"	88	18	\$1,074
MMRBL3672L	36"	72"	14"	92	21	\$1,223

Notes on standard woodgrain directions:

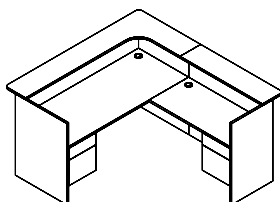
- The front on the bridge or return unit will display the woodgrain running horizontally for 66" or larger.
- On other vertical surfaces, the woodgrain runs vertically.
- Worksurface woodgrain on bridge for desk runs left-to-right.
- The return countertop grain direction coordinates with the desk surface, running from user's side-to-approach side except on 66" to 72" returns.

maverick series

Reception Units L-Shapes

(Desk and Return with Transaction Counter Top)

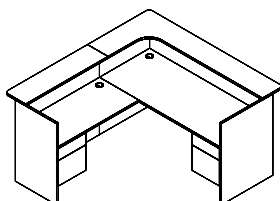
NOTE: Before ordering, ensure that the building and room access, including elevators, will accommodate furniture of this size. Use of pin-and-cam construction does facilitate some reassembly. For handles and pedestal lock package, see page 37.



Reception "L" Unit, Solid One-Piece Front, Right Return 24" x 48" (2 Grommets)

Model#	Depth	Width	Height	Weight	Cube	Price
MMRCAL3060R*	72"	66"	42"	400	92	\$3,502
MMRCAL3072R	84"	78"	42"	435	104	\$3,756
MMRCAL3672R	90"	78"	42"	439	115	\$3,901
MMRCAL3684R	90"	90"	42"	522	127	\$4,238

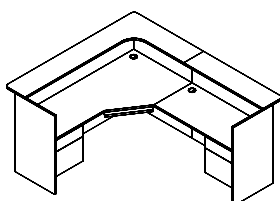
Counter top is 12" deep. Counter top approach overhang is 6". Worksurface black grommets standard. Fan top on approach side of desk counter may be specified at no upcharge, insert F before C (e.g. MMRCAL3060R) Transaction counter to desktop clearance is 11 3/4". Upgrade grommet cover to silver, N/C.
*MMRCAL3060R comes with a 20"x 36" right return.



Reception "L" Unit, Solid One-Piece Front, Left Return 24" x 48" (2 Grommets)

Model#	Depth	Width	Height	Weight	Cube	Price
MMRCAL3060L*	72"	66"	42"	400	92	\$3,502
MMRCAL3072L	84"	78"	42"	435	104	\$3,756
MMRCAL3672L	90"	78"	42"	439	115	\$3,901
MMRCAL3684L	90"	90"	42"	522	127	\$4,238

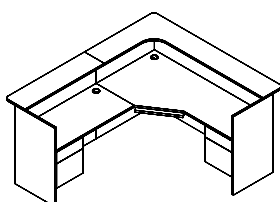
Counter top is 12" deep. Counter top approach overhang is 6". Worksurface black grommets standard. Fan top on approach side of desk counter may be specified at no upcharge, insert F before C (e.g. MMRCAL3060L) Transaction counter to desktop clearance is 11 3/4". Upgrade grommet cover to silver, N/C.
*MMRCAL3060L comes with a 20"x 36" left return.



Computer Reception "L" Unit, Solid One-Piece Front, Right Return 24" x 48" (2 Grommets)

Model#	Depth	Width	Height	Weight	Cube	Price
MMRCDL3672R	90"	78"	42"	435	88	\$3,901

Counter top is 12" deep. Counter top approach overhang is 6". Worksurface black grommets and keyboard tray standard. Fan top to approach side of desk counter may be specified at no upcharge, insert F before C (e.g. MMRFCDL3672R) Transaction counter to desktop clearance is 11 3/4". Upgrade grommet cover to silver, N/C.



Computer Reception "L" Unit, Solid One-Piece Front, Left Return 24" x 48" (2 Grommets)

Model#	Depth	Width	Height	Weight	Cube	Price
MMRCDL3672L	90"	78"	42"	435	88	\$3,901

Counter top is 12" deep. Counter top approach overhang is 6". Worksurface black grommets and keyboard tray standard. Fan top to approach side of desk counter may be specified at no upcharge, insert F before C (e.g. MMRFCDL3672L) Transaction counter to desktop clearance is 11 3/4". Upgrade grommet cover to silver, N/C.

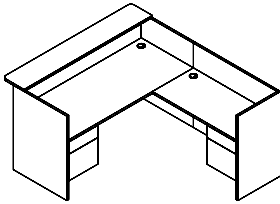
Notes on standard woodgrain directions:

- The one-piece vertical front on the desk of the unit will display the woodgrain running horizontally (except 60").
- On other vertical surfaces, the woodgrain runs vertically.
- Worksurface woodgrain on desk runs left-to-right.
- The return worksurface grain direction coordinates with the desk surface, running from user's side to the approach side.
- Transaction counter woodgrain runs the same direction as the worksurface woodgrain.

maverick series

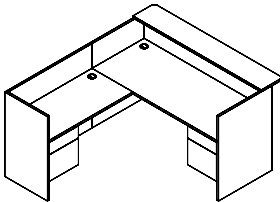
Reception Units L Shapes and Reception Desks (Desk-Only Transaction Counter)

NOTE: Before ordering, ensure that the building and room access, including elevators, will accommodate furniture of this size. Use of pin-and-cam construction does facilitate some reassembly. For handles and pedestal lock package, see page 37.



Reception "L" Unit, Solid One-Piece Front, Right Return 24" x 48"
(Desk only w/ counter top) 2 Grommets

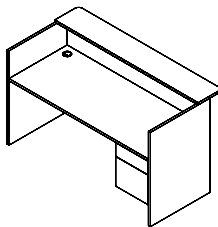
Model#	Depth	Width	Height	Weight	Cube	Price
MMRCAX3060R*	72"	60"	42"	390	92	\$3,279
MMRCAX3072R	84"	72"	42"	425	92	\$3,476
MMRCAX3672R	90"	72"	42"	430	92	\$3,849



Reception "L" Unit, Solid One-Piece Front, Left Return 24" x 48"
(Desk only w/ counter top) 2 Grommets

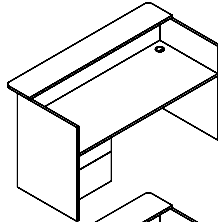
Model#	Depth	Width	Height	Weight	Cube	Price
MMRCAX3060L*	72"	60"	42"	390	92	\$3,279
MMRCAX3072L	84"	72"	42"	425	92	\$3,476
MMRCAX3672L	90"	72"	42"	430	92	\$3,849

Counter top is 12" deep. Counter top approach overhang is 6". Worksurface black grommets standard. Fan top on approach side of desk counter may be specified at no upcharge, insert F before C (e.g. MMRFCAX3060R) Transaction counter to desktop clearance is 11 3/4". *MMRCAX3060 comes with a 20"x 36" return. Upgrade grommet cover to silver, N/C.



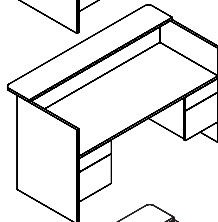
Reception Single Pedestal Desk, BF Right (Desk only w/ counter top) Left Grommet

Model#	Depth	Width	Height	Weight	Cube	Price
MMRCAS3060R	36"	60"	42"	232	53	\$2,157
MMRCAS3072R	36"	72"	42"	250	63	\$2,258



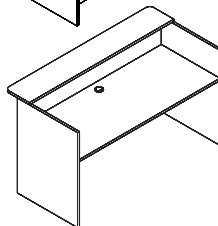
Reception Single Pedestal Desk, BF Left (Desk only w/ counter top) Right Grommet

Model#	Depth	Width	Height	Weight	Cube	Price
MMRCAS3060L	36"	60"	42"	232	53	\$2,157
MMRCAS3072L	36"	72"	42"	250	63	\$2,258



Reception Double Pedestal Desk, Left & Right BF (Desk only w/ counter top) No Grommet

Model#	Depth	Width	Height	Weight	Cube	Price
MMRCAD3072	36"	72"	42"	250	63	\$2,619



Reception Desk Shell (Desk only w/ counter top) Center Grommet

Model#	Depth	Width	Height	Weight	Cube	Price
MMRCAN3060	36"	60"	42"	186	53	\$1,760
MMRCAN3072	36"	72"	42"	210	63	\$1,857

Counter top is 12" deep. Counter top approach overhang is 6". Worksurface black grommets standard. Fan top on approach side of desk counter may be specified at no upcharge, insert F before C (e.g. MMRFCAS3060R) Transaction counter to desktop clearance is 11 3/4". Upgrade grommet cover to silver, N/C.

Notes on standard woodgrain directions:

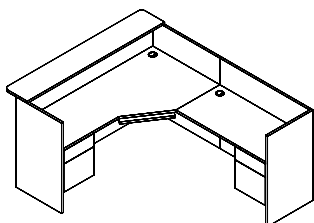
- The one-piece vertical front on the desk of the unit will display the woodgrain running horizontally (except 60").
- On other vertical surfaces, the woodgrain runs vertically.
- Worksurface woodgrain on desk runs left-to-right.
- The return worksurface grain direction coordinates with the desk surface, running from user's side to the approach side.
- Transaction counter woodgrain runs the same direction as the worksurface woodgrain.

See available accessories and upgrades, pp. 39-44.

maverick series

Reception Units Computer L-Shapes Desks & Return (Desk-Only with Transaction Counter Top)

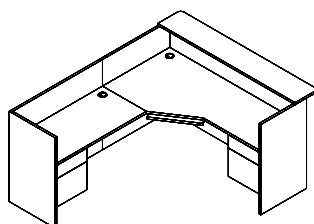
NOTE: Before ordering, ensure that the building and room access, including elevators, will accommodate furniture of this size. Use of pin-and-cam construction does facilitate some reassembly. For handles and pedestal lock package, see below.



Computer Reception "L" Unit, Solid One-Piece Front, Right Return 24" x 48"
(Desk only w/ counter top) 2 Grommets

Model#	Depth	Width	Height	Weight	Cube	Price
MMRCDX3672R	90"	72"	42"	425	88	\$3,476

Counter top is 12" deep. Counter top approach overhang is 6". Worksurface black grommets and keyboard tray standard. Fan top on approach side of desk counter may be specified at no upcharge, insert F before C (e.g. MMRFCDX3672R) Desk counter only.
Transaction counter-to-desk-top clearance is 11 3/4". Upgrade grommet cover to silver, N/C.



Computer Reception "L" Unit, Solid One-Piece Front, Left Return 24" x 48"
(Desk only w/ counter top) 2 Grommets

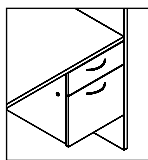
Model#	Depth	Width	Height	Weight	Cube	Price
MMRCDX3672L	90"	72"	42"	425	88	\$3,476

Counter top is 12" deep. Counter top approach overhang is 6". Worksurface black grommets and keyboard tray standard. Fan top on approach side of desk counter may be specified at no upcharge, insert F before C (e.g. MMRFCDX3672L) Desk counter only.
Transaction counter-to-desk-top clearance is 11 3/4". Upgrade grommet cover to silver, N/C.

Notes on standard woodgrain directions:

- The one-piece vertical front on the desk of the unit will display the woodgrain running horizontally (except 60")
- On other vertical surfaces, the woodgrain runs vertically
- Worksurface woodgrain on desk runs left-to-right
- The return worksurface grain direction coordinates with the desk surface, running from user's side to the approach side
- Transaction counter woodgrain runs the same direction as the worksurface woodgrain

Upgrades and Accessories for Reception Units



Package Upgrade (Includes 2 handles and 1 lock) for Box/File Pedestals

Model#	Price
MMUHL2	\$78


Specify handle option. From H3B-H10B & H14, see p. 39.

NOTE: Lock numbers (#101-115) are randomly assigned, key alike must be specified. No charge.

Upgrade Grommet Color from Standard Black to Silver

Model#	Color	Depth	Width	Surface Hole Diameter	Price
MMUGR234S	Silver Plastic	3"	3"	2 3/4"	N/C

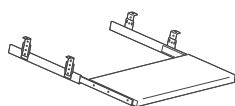
For receptions.



Keyboard Tray, Rollout (Specify laminate color)

Model#	Depth	Width	Height	Weight	Cube	Price
MMKB	16"	21"	3"	10	.5	\$156

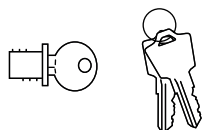
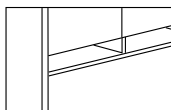
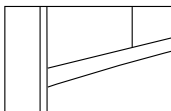
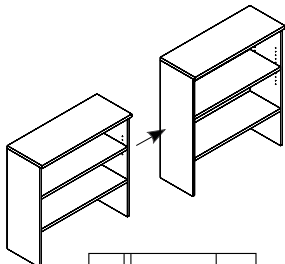
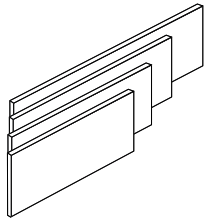
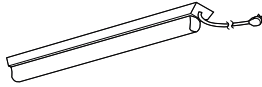
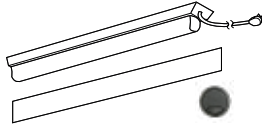
Optional.



See available accessories and upgrades, pp. 39-44.

maverick series

Upgrades and Accessories for Hutches



Tasklight, Fascia & Grommet (One black light, hutch with fascia and one grommet on back panel)

Model#	Depth	Width	Height	Weight	Cube	Price
MMTSKLT2	7/8"	24 1/2"	1 7/8"	2	.1	\$458

Fascia is sized to fit the hutch size specified. Grommet is placed on back of hutch just below the shelf. 72" width hutch takes 2 lights. Use MMTSKLTX pricing (below) for additional light, LED light.

Tasklight, Black (One additional tasklight)

Model#	Depth	Width	Height	Weight	Cube	Price
MMTSKLTX	7/8"	24 1/2"	1 7/8"	2	.1	\$222 ea.

Lights interconnect to other lights, can link up to 6 units max, LED light.

Hutch Tackboards

Model#	Depth	Width	Height	Hutch Width	Weight	Cube	Price
MMTKBD30	1/2"	30"	14 1/4"	36"	9	.5	\$449
MMTKBD36	1/2"	36"	14 1/4"	42"	5	1	\$467
MMTKBD42	1/2"	42"	14 1/4"	48"	12	.6	\$483
MMTKBD48	1/2"	48"	14 1/4"	54"	6	1	\$520
MMTKBD54	1/2"	54"	14 1/4"	60"	15	.7	\$553
MMTKBD60	1/2"	60"	14 1/4"	66"	17	.8	\$587
MMTKBD66	1/2"	66"	14 1/4"	72"	19	1	\$628
MMTKBD72	1/2"	72"	14 1/4"	78"	9	1	\$767

Tackboards fit hutch width 6" larger, e.g., MM TKBD66 fits 72" wide hutch.

For fabric color choice, see inside back cover. For Underground Fabric add 25%.

For COM fabric, add \$190 list each tackboard. Required yardage to be provided by customer.

Fabric Chart (Uses Guilford of Maine)

STANDARD FABRICS

Tempest 2120...Zebra 015, Silk 045 **Sprite 2671...**Snow 7040, Linen 7010

Anchorage 2335...Sunshine 2082, Waterfall 2691, Green Apple 2087, Aubergine 2036, Goose 2049, Onyx 2016, Red Delicious 2014

Metro 3077...Storefront 030, Skyscraper 022 **Cape Cod 3073...**Linen 7031, Surf 7062

Metallation 5118...Chrome 1676, Polished Pewter 1678

Cadence 5595...Jade 1441, Turquoise 1442, Opal 1432, Sapphire 1443, Coral 1437

25% UPCHARGE*

* **Underground 2967...**Champagne 010, Tangerine 070, Azure 050, Ocean 041, Pepper 030, Earth 061

Upgrade Hutch Height from 36"H to 42"H

Model#	Price
MMUHH	\$203

Hutches: Doors or shelves do not change, bottom clearance increases by 6".

Bookcase hutch: 12"H bottom clearance does not change.

Hutch Fascia (Decreases clearance under shelf by 2")

Model#	Depth	Width	Height	Weight	Cube	Price
MMVAL	3/4"	varies	2"	varies	varies	\$156

Hutch Mail Slots (Paper manager) (Decreases clearance under shelf by 5")

Model#	Depth	Width	Height	Weight	Cube	Price
MMHMS	12"	varies	4 3/4"	varies	varies	\$262

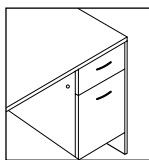
Face Lock for Hutch Doors

Model#	Depth	Width	Height	Weight	Cube	Price
MMFL						\$90

1 per set of 2 doors. Hutch with 4 doors takes 2 locks. Glass doors do NOT lock.

maverick series

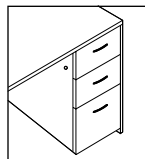
Upgrades and Accessories



Package Upgrade (Includes 2 handles and 1 lock) for Box/File or File/File Pedestals

Model#	Price
MMUHL2	\$78

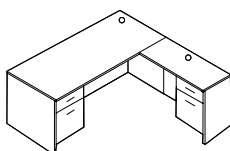
Specify package handle option. See below. Use for freestanding Pedestals (2 drawers)



Package Upgrade (Includes 3 handles and 1 lock) for Box/Box/File Freestanding Pedestal

Model#	Price
MMUHL3	\$102

Specify package handle option. See below. Use for free standing pedestals (3 drawers)



Package Upgrade, For "L" Shape Box/File Ped Units (Includes 2 grommets, 4 handles & 2 locks)

Model#	Price
MMUGL	\$209

Grommets standard locations as shown. Specify package handle option. See below.

HANDLE OPTIONS FOR PACKAGES UHL2, UHL3, UGL



Crescent Black (MMH3B)



Crescent Silver (MMH3S)



Elliptical Black (MMH5B)



Elliptical Silver (MMH5S)



Crescent Textured Nickel (MMH6)



Flared Nickel (MMH7)



Bow Handle (MMH8)



Curved Handle (MMH9)



Bar Square Handle (MMH10B)



Bar Square Handle (MMH10S)



Bar Handle (MMH14)

maverick series

Upgrades and Accessories

GROMMETS



Grommet (Plastic cover, hole in surface, each)

Model#	Color	Depth	Width	Surface Hole Diameter	Price
MMGR234B	Black Plastic	3"	3"	2 3/4"	\$56
MMGR234S	Silver Plastic	3"	3"	2 3/4"	\$56

Specify grommet location.

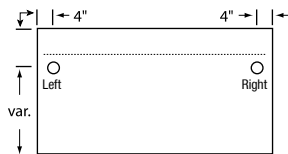
Grommet Color Upgrade, from Standard Black to Silver

Model#	Color	Depth	Width	Surface Hole Diameter	Price
MMUGR234S	Silver Plastic	3"	3"	2 3/4"	N/C

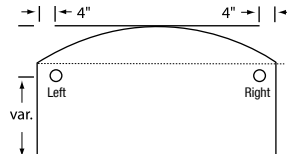
Upgrade grommet color on items that are shown with standard grommets (i.e. MMCD72 4R)

GROMMET LOCATIONS (WORKSURFACE)

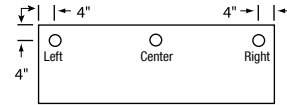
NOTE: While sitting at unit, grommet locations named from left to right.
 For grommet location on tops and/or modesty panel specify left, center or right.
 No grommets over pedestals.



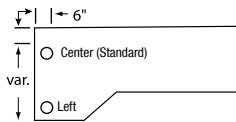
Desks



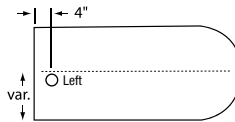
Desks



Credenza, Return, Bridges



CompuCredenza



Bullets

maverick series

Accessories and Upgrades

H3B handle is standard only on Maverick Series storage units, lateral and personal files, option to upgrade handles: H3S no charge.
For handle upgrades from H5B-H10B & H14, add \$16 each.



Crescent Handle, Metal - Black or Silver Finish

Model#	Hole Center	Width	Color	Price
☞ MMH3B	5"	5 3/4"	Black	\$32/ea.
☞ MMH3S	5"	5 3/4"	Silver	\$32/ea.

Elliptical Handle, Metal - Black or Silver Finish

Model#	Hole Center	Width	Color	Price
☞ MMH5B	5"	6 3/4"	Black	\$32/ea.
☞ MMH5S	5"	6 3/4"	Silver	\$32/ea.

Crescent Textured Nickel Handle, Metal - Silver Finish

Model#	Hole Center	Width	Price
☞ MMH6	5"	6 1/4"	\$32/ea.

Flared Nickel Handle, Metal - Silver Finish

Model#	Hole Center	Width	Price
☞ MMH7	5"	6 1/4"	\$32/ea.

Bow Handle, Silver Finish

Model#	Hole Center	Width	Price
☞ MMH8	5"	6 1/8"	\$32/ea.

Curved Handle, Silver Finish

Model#	Hole Center	Width	Price
☞ MMH9	5"	6 1/2"	\$32/ea.

Bar Square Handle, Black or Silver Finish

Model#	Hole Center	Width	Color	Price
☞ MMH10B	5"	5 3/8"	Black	\$32/ea.
☞ MMH10S	5"	5 3/8"	Silver	\$32/ea.

Bar Square Handle, Silver Finish

Model#	Hole Center	Width	Price
MMH11	11"	11 3/8"	\$71/ea.

MMH11 is not available for package choice. Full upgrade charges apply.
(H11 N/A for Adjustable desks)

Bar Handle, Silver Finish

Model#	Hole Center	Width	Price
☞ MMH14	11"	14"	\$32/ea.
MMH30*	27"	30"	\$71/ea.

* H30 DO NOT fit on pedestal drawers or hutch doors. Full upgrade charges apply.
(H14 & H30 N/A for Adjustable desks)

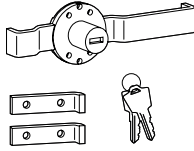
Curved Edge Apex Handle, Brushed Aluminum Finish

Model#	Hole Center	Width	Price
APH1	1 5/8"	7 7/8"	\$64/ea.

Not available for package choice. Extends ☞ lead time. Full upgrade charges apply.
When ordering APH1 handles for personal lateral files (1) lock is standard, locks file and lateral file drawer.

maverick series

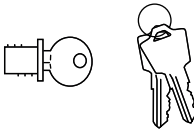
Accessories and Upgrades



Pedestal Lock (Mounted on side of pedestal)

Model#	Description	Price
MMPL	Side pedestal lock	\$90

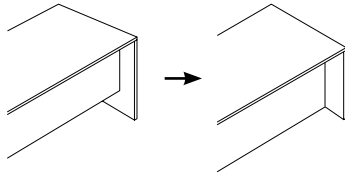
For **freestanding pedestals**, specify left or right side pedestal lock installation. Lock numbers are randomly assigned, key alike must be specified. No charge.



Face Lock

Model#	Description	Price
MMFL	Face lock for TFM doors or center drawers	\$90
MMFFL	Full face lock for pedestals B/F, F/F, B/B/F	\$180

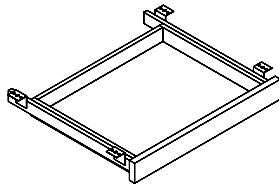
MMFL: 1 per set of 2 doors. Hutch with four doors requires 2 locks.
MMFFL: For B/F, F/F & B/B/F Pedestals.
Lock numbers (#101-115) are randomly assigned, key alike must be specified. No charge.



Full Modesty Panel Upgrade (From 3/4" modesty panel)


Model#	Depth	Width	Height	Weight	Cube	Price
MMFMP	3/4"	varies	28"	varies	varies	\$74

Option to upgrade from 3/4" modesty panel to full modesty panel.



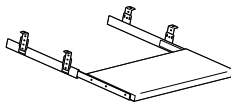
Center Drawer (9-ply birch wood drawer interior, specify front laminate color)

Model#	Depth	Width	Height	Weight	Cube	Price
MMCD	16"	21"	2 1/2"	12	.5	\$170



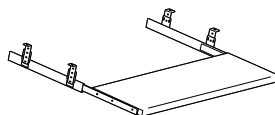
Box Drawer Convenience Tray, Black (Insets to box drawer)

Model#	Depth	Width	Height	Weight	Cube	Price
MMBPT	5 1/2"	12"	1"	1	.5	\$32



Keyboard Tray, Rollout (Specify laminate color)

Model#	Depth	Width	Height	Weight	Cube	Price
MMKB	16"	21"	3"	10	.5	\$156

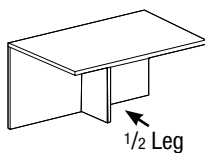


Oversize Keyboard Tray, Rollout (Specify laminate color)

Model#	Depth	Width	Height	Weight	Cube	Price
MMKBLG	16"	28"	3"	12	.5	\$230

maverick series

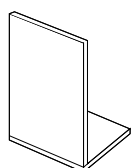
Accessories and Upgrades



Half-Leg Support with Leveler (Finished 3-sides)

Model#	Depth	Width	Height	Weight	Cube	Price
MMSPT	12"	1"	28"	11	3	\$130

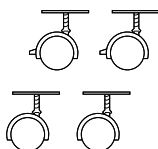
Support leg can also be used to create freestanding returns, specify freestanding and left or right 1/2" leg. Required if placing hutch on L-unit return. Add to long pieces for support.



CPU Section (CPU1 for 3/4" Height Ped, CPU2 for Full Height Ped)

Model#	Depth	Width	Height	Weight	Cube	Price
MMCPU1	16"	10"	18 3/4"	15	2	\$130
MMCPU2	16"	10"	27 5/8"	18	3	\$164

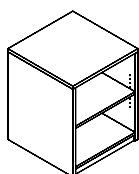
Specify left or right mount. Add to desk, return or credenza.



Casters, Set of Four (Two locking, two non-locking. For Printer Stands & Utility Cabinets only)

Model#	Height	Price
MMCAS	2 1/2"	\$114

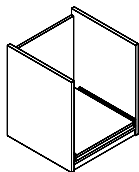
Height does not increase for Printer Stands & Utility Cabinets.



Printer Stand (Adjustable shelf, two back openings)

Model#	Depth	Width	Height	Weight	Cube	Price
MMPS2424	24"	24"	29"	65	10	\$668

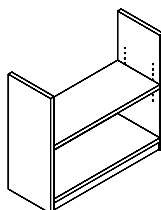
For casters, add MMCAS \$114. Height does not increase.



Printer Shelf with Roll-Out Shelf (Add to desk, return or credenza, each)

Model#	Depth	Width	Height	Weight	Cube	Price
MMPSS	22"	24"	28"	53	10	\$432

Rollout shelf is installed 1" clear from bottom.



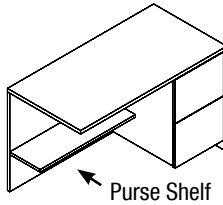
Bookcase Section (One adjustable shelf. Add to bridge or return shell)

Model#	Depth	Width	Height	Weight	Cube	Price
MMBCS	12"	32"	28"	varies	varies	\$301

No back panel.

maverick series

Accessories and Upgrades



Purse Shelf (Add to desk, return or credenza)

Model#	Depth	Width	Height	Weight	Cube	Price
MMPS	10"	varies	3/4"	varies	varies	\$130

Installed 17"H below top.

Cut Charges

Standard Cuts and Reprogramming Charges (Extends lead time)

Model#	Maverick Series Only	Price
MMCUT1	1-Cut, Height or Width or Depth, 90° Cut on 90° Pieces	\$114
MMCUT2	2-Cuts, Two Dimensions, 90° Cuts on 90° Pieces	\$179
MMCUT3	Programming Charge on piece with cut other than 90°	\$179

For Maverick Series items cut charges only. Cut charges vary by product, contact us to verify.

High Pressure Laminate

HPL Tops, with Standard Color 2MM Edge Band (Maverick standard colors only. Extends lead time)

Model#	Standard Maverick Colors (Limited HPL Colors)	Price
MMHPLM	Matte High Pressure Laminate Top Only, 2MM Edge Band	15%

For Maverick HPL colors, see color availability chart.
For custom HPL color laminates, please submit quote. (15% does not apply)
Maverick does not guarantee delamination from sun exposure.

Carton

Cartoning Charges (Extends lead time)

Model#		Price
MMCAR1	Bubble Wrap (Bubble and shrink wrap around product)	7%
MMCAR2	Packaging (Corner & edge protectors w/bubble & shrink wrap)	10%
MMCAR3	Full Cartoning (Corner & edge protectors w/bubble, shrink wrap & place in carton)	20%
MMCAR4	Pallet Cartoning (Corner & edge protectors w/bubble/shrink wrap, place in carton, strap to pallet)	25%

Cartoning is optional. Maverick product ships blanket wrapped.

maverick series

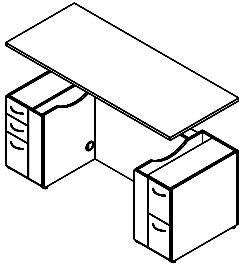
Adjustable Desks



For matching Credenzas, Hutches and Mobile Pedestals, see Maverick Complete series.
Custom sizes available through our Design Department.

maverick series

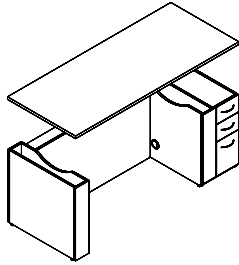
Adjustable Desks



Height Adjustable Double Pedestal Desk Full Modesty, Left BBF & Right FF (H3B Handles)

Model#	Depth	Width	Height	Drawer Depth	Weight	Cube	Price
MMHADCD3072	30"	72"	29"	24"	314	38	\$3,891

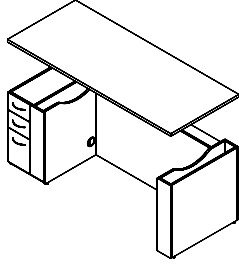
Note: Adjustable Desk is designed to fit our Adjustable 3 Stage Base only. Base not included.
Base Boxes include left & right grommet. Full Modesty inset 6".
Upgrade to H3S silver Handles N/C. (H11 & H14 do not fit) For Full Face Lock add MMFFL \$180 each.



Height Adjustable Single Pedestal Desk Full Modesty, Right BBF (H3B Handles)

Model#	Depth	Width	Height	Drawer Depth	Weight	Cube	Price
MMHASC3072R	30"	72"	29"	24"	210	38	\$3,384

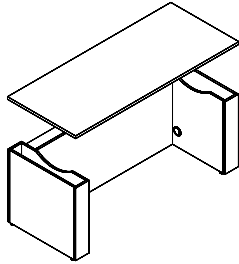
Note: Adjustable Desk is designed to fit our Adjustable 3 Stage Base only. Base not included.
Base Boxes include left & right grommet. Full Modesty inset 6".
Upgrade to H3S silver Handles N/C. (H11 & H14 do not fit) For Full Face Lock add MMFFL \$180.



Height Adjustable Single Pedestal Desk Full Modesty, Left BBF (H3B Handles)

Model#	Depth	Width	Height	Drawer Depth	Weight	Cube	Price
MMHASC3072L	30"	72"	29"	24"	210	38	\$3,384

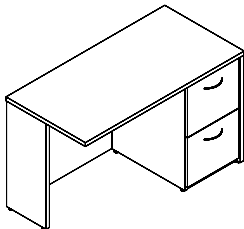
Note: Adjustable Desk is designed to fit our Adjustable 3 Stage Base only. Base not included.
Base Boxes include left & right grommet. Full Modesty inset 6".
Upgrade to H3S silver Handles N/C. (H11 & H14 do not fit) For Full Face Lock add MMFFL \$180.



Height Adjustable Desk Shell, Full Modesty (H3B Handles)

Model#	Depth	Width	Height	Weight	Cube	Price
MMHAN3072	30"	72"	29"	138	38	\$2,699

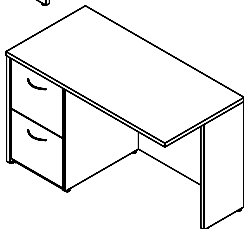
Note: Adjustable Desk is designed to fit our Adjustable 3 Stage Base only. Base not included.
Base Boxes include left & right grommet. Full Modesty inset 6".



Return Full Modesty, Right FF and Left Half Leg (H3B Handles)

Model#	Depth	Width	Height	Weight	Cube	Price
MMHARD2448R	30"	72"	29"	160	20	\$1,580

Upgrade to H3S Silver Handles N/C. For Full Face Lock add MMFFL \$180.



Return Full Modesty, Left FF and Right Half Leg (H3B Handles)

Model#	Depth	Width	Height	Weight	Cube	Price
MMHARD2448L	30"	72"	29"	160	20	\$1,580

Upgrade to H3S Silver Handles N/C. For Full Face Lock add MMFFL \$180.

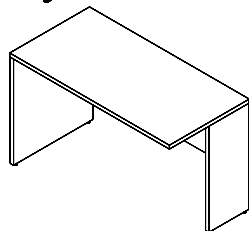
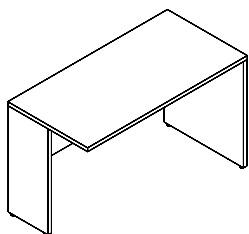
Freestanding Returns

Available accessories and upgrades, see pp. 40, 41, & 42.
Custom sizes available, email our Design Department.

For matching Credenzas, Hutches and Mobile Pedestals, see Maverick Complete series.

maverick series

Freestanding Returns



Right Return Shell 3/4 Modesty, Left Half Leg

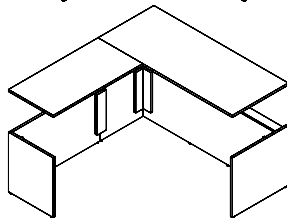
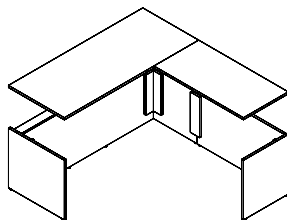
Model#	Depth	Width	Height	Weight	Cube	Price
MMHARN2448R	24"	48"	29"	74	20	\$819

Upgrade to Full Modesty add MMFMP \$74.

Left Return Shell 3/4 Modesty, Right Half Leg

Model#	Depth	Width	Height	Weight	Cube	Price
MMHARN2448L	24"	48"	29"	74	20	\$819

Upgrade to Full Modesty add MMFMP \$74.



Height Adjustable L-Shape Desk and Return Shell, Full Modesty, Right Return

Model#	Desk	Return	Height	Weight	Cube	Price
MMHALN30722448R	30"D x 72"W	24"D x 48"W	29"	212	58	\$2,449

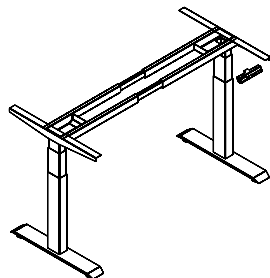
Note: Adjustable Desk is designed to fit our Adjustable 3 Stage L-Base only. 24" Adjustable Base required. Base not included. Full Modesty inset 6".

Height Adjustable L-Shape Desk and Return Shell, Full Modesty, Left Return

Model#	Desk	Return	Height	Weight	Cube	Price
MMHALN30722448L	30"D x 72"W	24"D x 48"W	29"	212	58	\$2,449

Note: Adjustable Desk is designed to fit our Adjustable 3 Stage L-Base only. 24" Adjustable Base required. Base not included. Full Modesty inset 6".

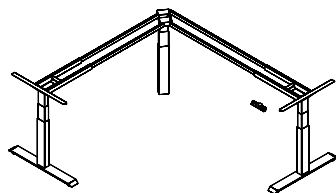
Height Adjustable Bases 3 Stage



Adjustable Height Electrical Base 3 Stage

Model#	Base (D)	Base (W)	Height	Color	Weight	Cube	Price
MMLEGAHE24S3	22"	47-72"	23 1/2"-49"	Silver	64	1	\$1,607
MMLEGAHE24B3	22"	47-72"	23 1/2"-49"	Black	64	1	\$1,607
MMLEGAHE24W3	22"	47-72"	23 1/2"-49"	White	64	1	\$1,607

Bases ship unassembled.



Adjustable Height Electrical L-Base 3 Stage

Model#	Base (D)	Base (W)	Height	Color	Weight	Cube	Price
MMLEGAHEL24S3	22"	47-72"	23 1/2"-49"	Silver	112	1	\$2,407
MMLEGAHEL24B3	22"	47-72"	23 1/2"-49"	Black	112	1	\$2,407
MMLEGAHEL24W3	22"	47-72"	23 1/2"-49"	White	112	1	\$2,407

Bases ship unassembled.

Available accessories and upgrades, see pp. 40, 41, & 42.
Custom sizes available, email our Design Department.

maverick complete



Maverick Complete, our popular and complete series with the ability to mix and match two of our 20 standard colors to provide modern day durability for any office space.

Features

Maverick Complete Series is standard with full modesty panel, full pedestals to floor, locking, handles. Hutch with fascia, grommets on credenzas, bridges and returns.

Edge Profile



Side View



Product Specifications

Colors

- 20 standard colors are available on tops and chassis. Two colors may be specified at no charge.

Top / Worksurfaces

- 1" TFM (Thermally Fused Melamine) on industrial quality (45 lb.) particleboard.
- 2 mm thermally-fused PVC edge banding.
- Conference table tops present a 1¼" built-up edge.
- Metal-to-metal connection fittings are installed for bridges and returns.
- Woodgrain direction on tops of bridges and returns runs from user side to approach side to coordinate with main unit tops.

Chassis Construction

- TFM chassis fastened by screws, steel brackets, and/or concealed fasteners.
- 1"-thick end panels on desks, returns, credenzas, and bookcases. ¾" thick end panels on hutches.
- Full-height modesty panel is standard on all desks, credenzas, bridges & returns; ½" modesty may be specified at no upcharge on bridges and returns, where specified. Full pedestal to floor is standard. Full modesty is 27 ⅝"H and ½ modesty is 14"H.
- Bullet desks are standard with full modesty panel and have 4" black metal posts.
- Conference tables, see conference section for Maverick series (MM).
- Unless otherwise specified, conference and round table bases are the same color as the top. Contrasting colors may be specified at no charge.
- The modesty inset on the approach side for 30"-deep tops is 6"; for 36"-deep tops, inset is 12".
- The modesty panel is flush to the approach edge on 20"-and 24"-deep tops.
- Visible edges are edged with 2 mm thermally-fused PVC edge banding.
- Adjustable leveling glides are provided on all units that are designed to be set on the floor.
- Hutches for Maverick Complete are designed to fit Maverick Complete.
- Product heights are coordinated to facilitate matching, e.g., credenza plus hutch is 65" high. Optional 72" height is available, see page 92 for height upgrade.
- Standard woodgrain direction on the modesty of pieces 60" wide or less is vertical. On pieces wider than 60", the grain direction is horizontal.
- Lateral file and vertical file chassis are all ¾" material.

Drawer Interiors

- 9-ply Birch wood drawers.

Drawer Suspension, Construction and Doors

- Box drawers have full-extension, progressive-action slides with precision steel ball bearings.
- Heavy-duty file rods in file drawers.
- H3B handles and locks are standard. (except hutches and hinged door wall mounts)
- Overlay drawer front and doors are standard on all separate storage units and separate file units. Other furniture with storage and lateral file elements are inset to the end panels of chassis and overlay at the kneespace.
- All file and lateral drawers file legal-size from side-to-side.
- Each desk only is provided with one box drawer convenience tray. See page 95 for optional additional trays for other units.
- File drawer construction accommodates hanging files not stacked material on drawer bottom.
- Hutch doors overlay sides before inset to top with 19" clearance below.

Cord Management

- Centered grommets in the worksurface and modesty are standard on bridges, credenzas and returns; ¾" clearance at bottom of hutch backs.
- Optional grommets on page 91.

Locks

- Locks are standard on all pedestals, lateral files, freestanding pedestals and storage cabinets.
- Black or silver, removable cores are standard for all locks.
- Lock numbers (#101-115) are randomly assigned to all locking pedestals, except that double pedestal units will be keyed alike.
- Key alike may be specified at no charge.
- Master keys and keyed-alike combinations are available.

Note: Dimensions assigned in this price list are nominal. If exact measurements are required, the requirement must be specified in the order and specifically acknowledged by Maverick. Maverick reserves the right to change construction details and standards without notification, if necessary.

Line Drawings shown are a resemblance to finished product. Product designs may vary. Discounts are different between factories.

How to Order Maverick Complete

WORKSURFACE UNITS: DESK, CREDENZAS AND RETURNS

1. Product number: **MC S 36 72 L**
-
- Handle Option
 Width
 Depth
 Product Type: Single Pedestal Desk (See page 56)
 Series Name: Maverick Complete

2. Specify Worksurface color. Matching color edge is standard.
3. Specify Drawer or Door Front Color (matching color edge band is standard). For two colors add \$114 list.
4. Specify Chassis color. Matching color edge banding is standard. Modesty color same as chassis is standard.
5. Specify Handle Option. Choice of handle is standard. H3B is standard if none specified. (Handles H11, H30, & APH1 charges apply)
6. Black grommets are standard where shown on line drawings.
7. Specify Other Accessories or Upgrades. See pages 93-97.

STANDARD HANDLE OPTIONS

H3B is standard unless otherwise specified.



Crescent Black
(MMH3B)



Crescent Silver
(MMH3S)



Elliptical Black
(MMH5B)



Elliptical Silver
(MMH5S)



Crescent Textured Nickel
(MMH6)



Flared Nickel
(MMH7)



Bow Handle
(MMH8)



Curved Handle
(MMH9)



Bar Square Handle
(MMH10B)



Bar Square Handle
(MMH10S)

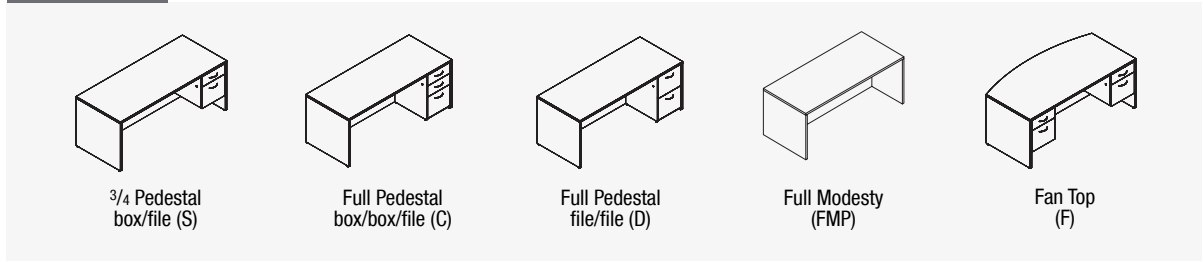


Bar Handle
(MMH14)

IMPORTANT NOTE: Handles and locks are standard on All pedestals, lateral files, free standing pedestals and cabinets where specified.

maverick complete

FEATURES



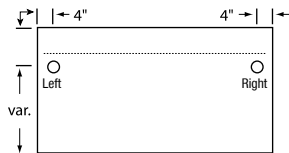
GROMMETS



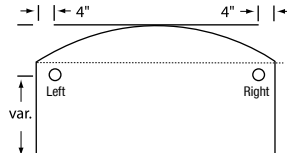
GROMMET

Black grommets are standard where shown.
Upgrade to silver color, N/C.

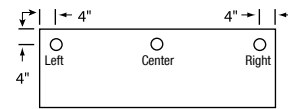
NOTE: While sitting at unit, grommet locations named from left to right. For grommet location on tops and/or modesty panel specify left, center or right. **No grommets over pedestals.**



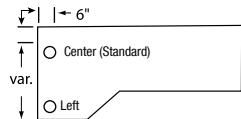
Desks



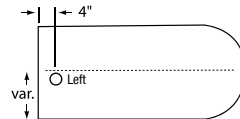
Desks



Credenza, Return, Bridges*



CompuCredenza*



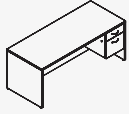
Bullets*

***NOTE: BLACK GROMMETS ARE STANDARD WHERE SHOWN ON LINE DRAWINGS**

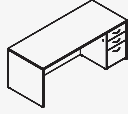
maverick complete

Statement of Line

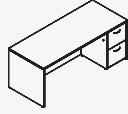
DESK



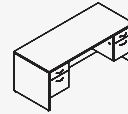
Desk - single pedestal (S)



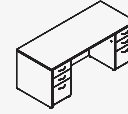
Desk - single pedestal (SC)



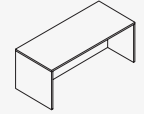
Desk - single pedestal (SD)



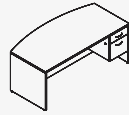
Desk - double pedestal (D)



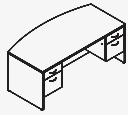
Desk - double pedestal (DC)



Desk - shell (N)



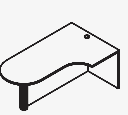
Desk Fan Top - sgl. ped. (FS)



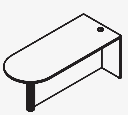
Desk Fan Top - dbl. ped. (FD)



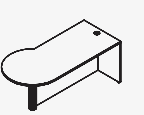
Bullet Computer Desk (BDC)



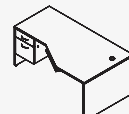
Bullet Computer Desk Curved (BDCQ)



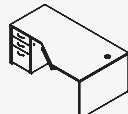
Bullet Desk - standard (BD)



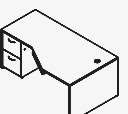
Desk - P-shape (PBD)



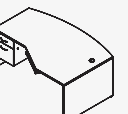
Comp. Desk - sgl. ped. (CD72 9)



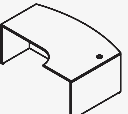
Comp. Desk - sgl. ped. (CD72C 9)



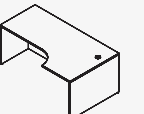
Comp. Desk - sgl. ped. (CD72D 9)



Fan Top Comp. Desk - sgl. ped. (FCD72 9)

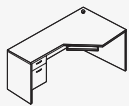


Fan Top Comp. Desk Curved - shell (FCDNQ72 9)

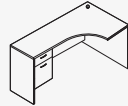


Curve Comp. Desk Shell (CDNQ72 9)

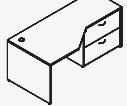
CREDENZAS



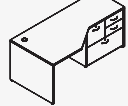
CompuCorner - sgl. ped. (CD)



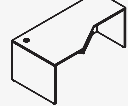
CompuCorner Curved - sgl. ped. (CDQ)



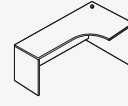
CompuCorner - 31" lateral (CDLF)



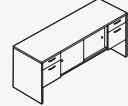
CompuCorner - 31" pers. lat. file (CDPLF)



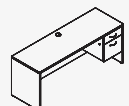
CompuCorner - shell (CDN)



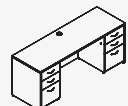
CompuCorner - curved shell (CDNQ)



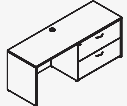
Credenza - dbl. ped. & storage (C___2)



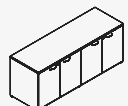
Credenza - sgl. ped. (C___4)



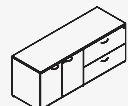
Credenza - Double Pedestal (C___3)



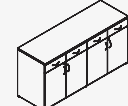
Credenza - lat. file (C___5)



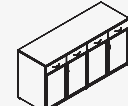
Credenza - full storage (C___1FP)



Credenza - Storage File (C___9FP)

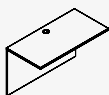


Buffet Credenza (HDBC___)



Buffet Credenza (HDBC___G)

BRIDGE

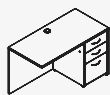


Bridge (BR)

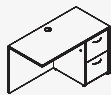
RETURNS



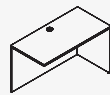
Return - 3/4 ped. (RA)



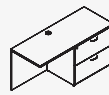
Return - BBF (RC)



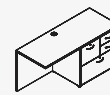
Return - FF (RD)



Return - shell (RN)



Return - lat. file (RLF)



Return - Pers. Lat. File (RPLF)

maverick complete

Statement of Line

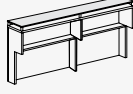
RISERS



Riser - 36"
(RB)

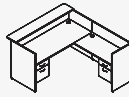


Riser - 48"
(RB)

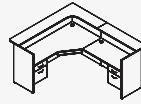


Riser - 72"
(RB)

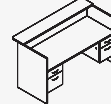
RECEPTIONS



Reception - "L"
(RCAL)

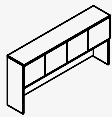


Reception - computer
(RCDL)

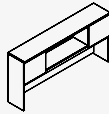


Reception - front
(RCAD)

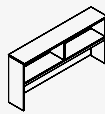
HUTCHES



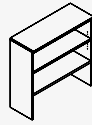
Hutch - with doors
(H_WD)



Hutch - 2 door
(H_W2D)



Hutch - no doors
(H_ND)



Hutch - bookcase
(BCH)

BOOKCASES



Bookcase
(BC)

FILING



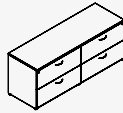
Lateral File
(LF2)



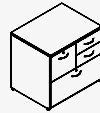
Lateral File - 3-drawer
(LF3)



Lateral File - 4-drawer
(LF4)



Lateral File - double
(LF_2+2)

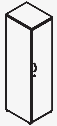


Lateral File - personal
(PLF)

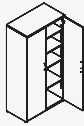


Vertical File
(VF)

STORAGE



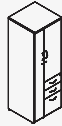
Cabinet - single
(STS)



Cabinet - double
(ST)



Cabinet - wardrobe
(WC)



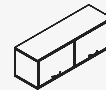
Personal Storage Unit
(WCP)



Cabinet - utility
(HDC)



Cabinet - Wall Mount
(CFOHD)



Cabinet - Wall Mount
(CFOHB)

STANDS



Printer Stand
(PS)

PEDESTALS



Mobile - box/file
(PEDCX)



Mobile - file/file
(PEDDX)



Mobile - Pencil/Box/file
(PEDEX)



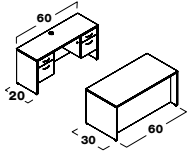
Mobile - Box/file
(PEDAX)



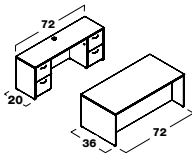
Slim Mobile - Pencil/Box/file
(PEDSX)

maverick complete

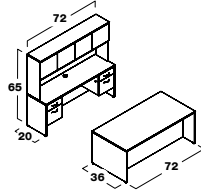
Configurations - Are available for  and 



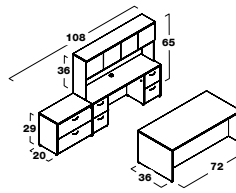
MC1		
1	MCD3060	\$1,422
1	MCC2060 3	\$1,521
		\$2,943



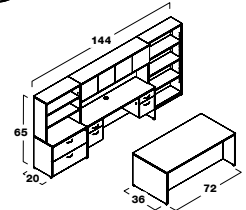
MC2		
1	MCDC3672	\$2,393
1	MCCD2072 3	\$2,311
		\$4,704



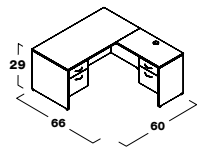
MC3		
1	MCD3672	\$1,717
1	MCC2072 3	\$1,790
1	MCH72WD	\$1,574
		\$5,081



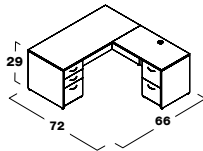
MC4		
1	MCDC3672	\$2,393
1	MCCD2072 3	\$2,311
1	MCH72WD	\$1,574
1	MCLF202	\$1,259
		\$7,537



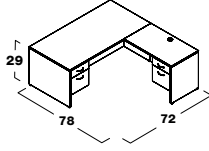
MC5		
1	MCD3672	\$1,717
1	MCC2072 3	\$1,790
1	MCH72WD	\$1,574
1	MCLF202	\$1,259
1	MCBCH	\$520
1	MCBC3665	\$848
		\$7,708



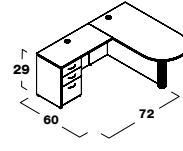
MC6R		
1	MCS3060L	\$1,145
1	MCRA2036R	\$1,086
		\$2,231



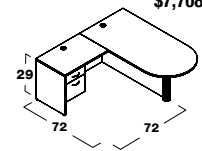
MC7R		
1	MCSC3066L	\$1,747
1	MCRD2442R	\$1,625
		\$3,372



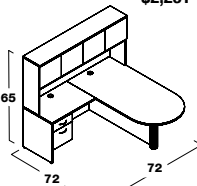
MC8R		
1	MCS3672L	\$1,344
1	MCRA2442R	\$1,235
		\$2,579



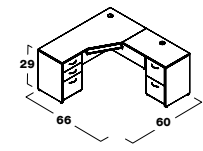
MC9L		
1	MCBD3060L	\$1,072
1	MCRD2042L	\$1,586
		\$2,658



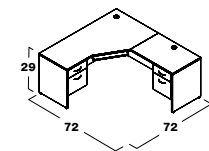
MC10L		
1	MCBD3672L	\$1,279
1	MCRA2436L	\$1,202
		\$2,481



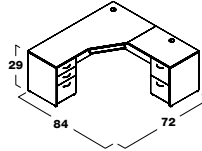
MC11L		
1	MCBD3672L	\$1,279
1	MCRA2436L	\$1,202
1	MCH72WD	\$1,574
		\$4,055



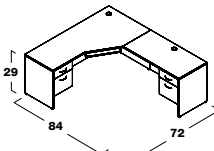
MC12R		
1	MCCD66C 4L	\$1,921
1	MCRD2436R	\$1,614
		\$3,535



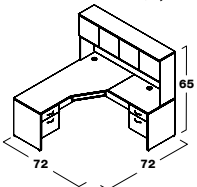
MC13R		
1	MCCD72 4L	\$1,382
1	MCRA2436R	\$1,202
		\$2,584



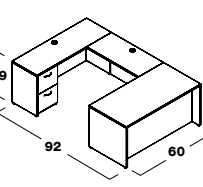
MC14R		
1	MCCD72C 4L	\$1,859
1	MCRD2448R	\$1,661
		\$3,520



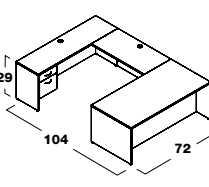
MC15R		
1	MCCD72 4L	\$1,382
1	MCRA2448R	\$1,252
		\$2,634



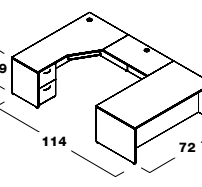
MC16R		
1	MCCD72 4L	\$1,382
1	MCRA2436R	\$1,202
1	MCH72WD	\$1,574
		\$4,158



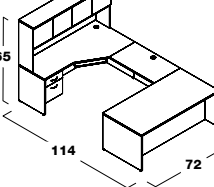
MC17L		
1	MCSC3060R	\$1,625
1	MCBR2042	\$492
1	MCCD2060 4L	\$1,617
		\$3,734



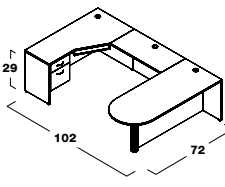
MC18L		
1	MCS3672R	\$1,344
1	MCBR2448	\$648
1	MCC2072 4L	\$1,366
		\$3,358



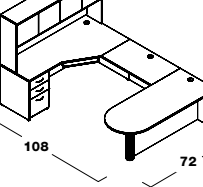
MC19L		
1	MCSC3672R	\$1,826
1	MCBR2442	\$598
1	MCCD72D 4L	\$1,786
		\$4,210



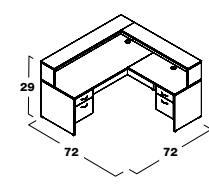
MC20L		
1	MCS3672R	\$1,344
1	MCBR2442	\$598
1	MCCD72 4L	\$1,382
1	MCH72WD	\$1,574
		\$4,898



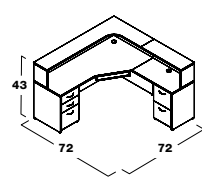
MC21L		
1	MCBD3072L	\$1,210
1	MCBR2042	\$492
1	MCCD60 2L	\$1,329
		\$3,031



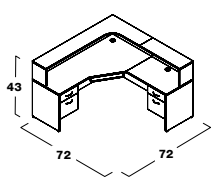
MC22L		
1	MCBD3072L	\$1,210
1	MCBR2442	\$598
1	MCCD72C 4L	\$1,859
1	MCH72WD	\$1,574
		\$5,241



MC23R		
1	MCS3072L	\$1,286
1	MCRA2442R	\$1,235
1	MMRB72	\$837
1	MMRBR60R	\$662
		\$4,020




MC24R		
1	MCCD72C 7L	\$1,981
1	MCRD2036R	\$1,496
1	MMRBL3672R	\$1,223
1	MMRBR36R	\$411
		\$5,111



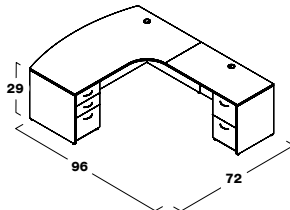
MC25R		
1	MCCD72 4L	\$1,382
1	MCRA2436R	\$1,202
1	MMRBL3672R	\$1,223
1	MMRBR36R	\$411
		\$4,218

NOTE: FOR RISERS SEE MAVERICK SERIES (MM) P. 34

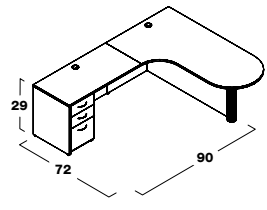
Use "R" or "L" to indicate the position of the return. Configurations are a small sample of total available. Configurations can be used with limited upgrade options for .

maverick complete

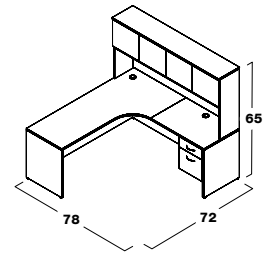
Curved Configurations & Teaming Set-up - Available for  and 



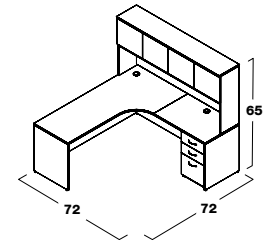
15 DAYS	MCQ26R		
1	MCFC072C 9L	\$2,458	
1	MCRD2448R	\$1,661	
		\$4,119	



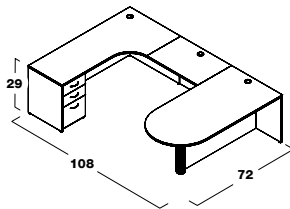
C	MCQ27L		
1	MCBDCQ427230L	\$1,304	
1	MCR2448L	\$1,734	
		\$3,038	



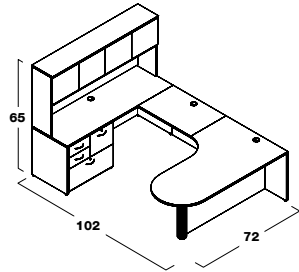
C	MCQ28R		
1	MCCDNQ72 4R	\$1,175	
1	MCRA2436R	\$1,202	
1	MCH72WD	\$1,574	
		\$3,951	



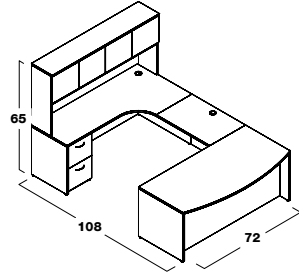
C	MCQ29R		
1	MCCDNQ72 4R	\$1,175	
1	MCR2436R	\$1,683	
1	MCH72WD	\$1,574	
		\$4,432	



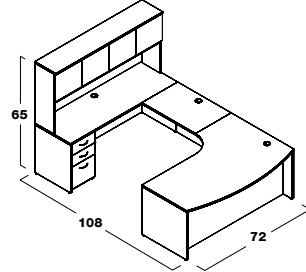
C	MCQ30L		
1	MCBD3672	\$1,279	
1	MCBR2436	\$511	
1	MCCDQ72C 4L	\$1,859	
		\$3,649	



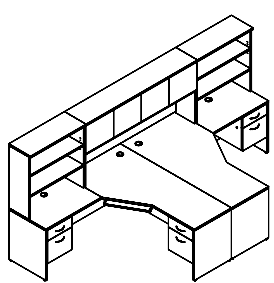
15 DAYS	MCQ31L		
1	MCBDCQ427230L	\$1,304	
1	MCBR2436	\$511	
1	MCC2472 6L	\$2,269	
1	MCH72WD	\$1,574	
		\$5,658	



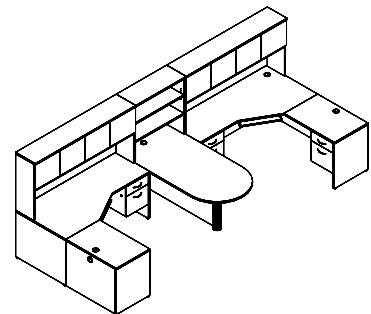
C	MCQ32L		
1	MCFSC3672R	\$2,103	
1	MCBR2436	\$511	
1	MCCDQ72D 4L	\$1,789	
1	MCH72WD	\$1,574	
		\$5,977	



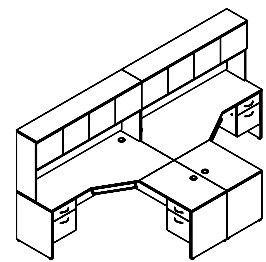
15 DAYS	MCQ33L		
1	MCFC072C 9R	\$2,458	
1	MCBR2436	\$511	
1	MCC2472 4L	\$1,879	
1	MCH72WD	\$1,574	
		\$6,422	



C	MC34		
1	MCCD72 4R	\$1,382	
1	MCCD72 4L	\$1,382	
1	MCRA2436R	\$1,202	
1	MCRA2436L	\$1,202	
2	MCBCH	\$1,040	
1	MCH72WD	\$1,574	
		\$7,782	



C	MC35		
1	MCCD72 4R	\$1,382	
1	MCCD72 4L	\$1,382	
1	MCRA2436R	\$1,202	
1	MCRA2436L	\$1,202	
1	MCBD3672L	\$1,279	
2	MCH72WD	\$3,148	
1	MCBCH	\$520	
		\$10,115	



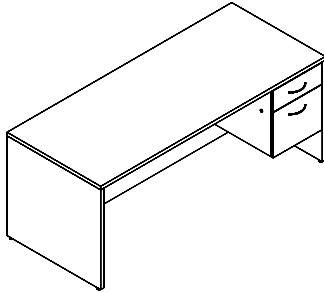
C	MC36		
1	MCCD72 4R	\$1,382	
1	MCCD72 4L	\$1,382	
1	MCRA2436R	\$1,202	
1	MCRA2436L	\$1,202	
2	MCH72WD	\$3,148	
		\$8,316	

NOTE: BULLET DESK STAND ALONE w/ POST LEG, WHEN ORDERED AS MC35 CONFIGURATION, MUST SPECIFY.

Use "R" or "L" to indicate the position of the return. Configurations are a small sample of total available.

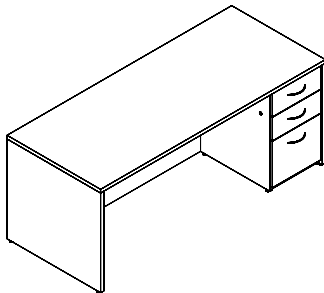
maverick complete

Desks



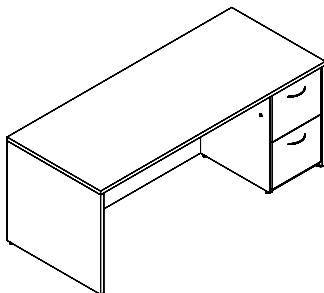
Single Pedestal Desk, Box/File Pedestal Right (Full modesty, H3B handles, lock)

Model#	Depth	Width	Height	Weight	Cube	Price
☞ MCS2042R	20"	42"	29"	120	15	\$1,060
☞ MCS2060R	20"	60"	29"	150	20	\$1,130
☞ MCS2066R	20"	66"	29"	156	23	\$1,253
☞ MCS2072R	20"	72"	29"	163	24	\$1,267
☞ MCS2442R	24"	42"	29"	127	18	\$1,093
☞ MCS2448R	24"	48"	29"	130	20	\$1,112
☞ MCS3048R	30"	48"	29"	142	25	\$1,128
☞ MCS3060R	30"	60"	29"	190	32	\$1,145
☞ MCS3066R	30"	66"	29"	197	35	\$1,267
☞ MCS3072R	30"	72"	29"	210	38	\$1,286
☞ MCS3672R	36"	72"	29"	225	45	\$1,344



Single Pedestal Desk, Box/Box/File Pedestal Right (Full modesty, H3B handles, lock)

Model#	Depth	Width	Height	Weight	Cube	Price
☞ MCSC2042R	20"	42"	29"	155	15	\$1,539
☞ MCSC2060R	20"	60"	29"	180	20	\$1,606
☞ MCSC2066R	20"	66"	29"	190	23	\$1,729
☞ MCSC2072R	20"	72"	29"	200	24	\$1,747
☞ MCSC2442R	24"	42"	29"	175	18	\$1,574
☞ MCSC2448R	24"	48"	29"	183	20	\$1,593
☞ MCSC3048R	30"	48"	29"	203	25	\$1,606
☞ MCSC3060R	30"	60"	29"	224	32	\$1,625
☞ MCSC3066R	30"	66"	29"	234	35	\$1,747
☞ MCSC3072R	30"	72"	29"	244	38	\$1,764
☞ MCSC3672R	36"	72"	29"	267	45	\$1,826

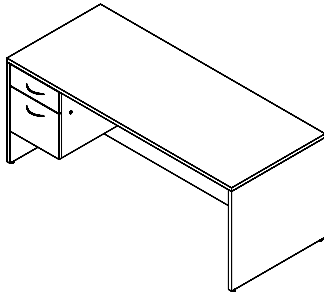


Single Pedestal Desk, File/File Pedestal Right (Full modesty, H3B handles, lock)

Model#	Depth	Width	Height	Weight	Cube	Price
☞ MCSD2042R	20"	42"	29"	155	15	\$1,469
☞ MCSD2060R	20"	60"	29"	180	20	\$1,537
☞ MCSD2066R	20"	66"	29"	190	23	\$1,659
☞ MCSD2072R	20"	72"	29"	200	24	\$1,674
☞ MCSD2442R	24"	42"	29"	175	18	\$1,502
☞ MCSD2448R	24"	48"	29"	183	20	\$1,522
☞ MCSD3048R	30"	48"	29"	203	25	\$1,537
☞ MCSD3060R	30"	60"	29"	224	32	\$1,555
☞ MCSD3066R	30"	66"	29"	234	35	\$1,674
☞ MCSD3072R	30"	72"	29"	244	38	\$1,695
☞ MCSD3672R	36"	72"	29"	267	45	\$1,755

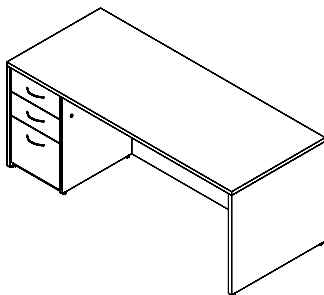
maverick complete

Desks



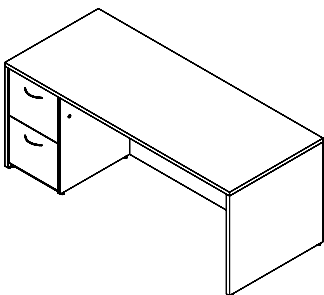
Single Pedestal Desk, Box/File Pedestal Left (Full modesty, H3B handles, lock)

Model#	Depth	Width	Height	Weight	Cube	Price
☞ MCS2042L	20"	42"	29"	120	15	\$1,060
☞ MCS2060L	20"	60"	29"	150	20	\$1,130
☞ MCS2066L	20"	66"	29"	156	23	\$1,253
☞ MCS2072L	20"	72"	29"	163	24	\$1,267
☞ MCS2442L	24"	42"	29"	127	18	\$1,093
☞ MCS2448L	24"	48"	29"	130	20	\$1,112
☞ MCS3048L	30"	48"	29"	142	25	\$1,128
☞ MCS3060L	30"	60"	29"	190	32	\$1,145
☞ MCS3066L	30"	66"	29"	197	35	\$1,267
☞ MCS3072L	30"	72"	29"	210	38	\$1,286
☞ MCS3672L	36"	72"	29"	225	45	\$1,344



Single Pedestal Desk, Box/Box/File Pedestal Left (Full modesty, H3B handles, lock)

Model#	Depth	Width	Height	Weight	Cube	Price
☞ MCSC2042L	20"	42"	29"	120	15	\$1,539
☞ MCSC2060L	20"	60"	29"	150	20	\$1,606
☞ MCSC2066L	20"	66"	29"	156	23	\$1,729
☞ MCSC2072L	20"	72"	29"	163	24	\$1,747
☞ MCSC2442L	24"	42"	29"	127	18	\$1,574
☞ MCSC2448L	24"	48"	29"	130	20	\$1,593
☞ MCSC3048L	30"	48"	29"	142	25	\$1,606
☞ MCSC3060L	30"	60"	29"	190	32	\$1,625
☞ MCSC3066L	30"	66"	29"	197	35	\$1,747
☞ MCSC3072L	30"	72"	29"	210	38	\$1,764
☞ MCSC3672L	36"	72"	29"	225	45	\$1,826



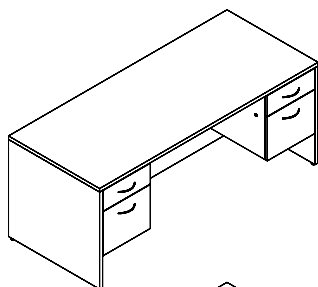
Single Pedestal Desk, File/File Pedestal Left (Full modesty, H3B handles, lock)

Model#	Depth	Width	Height	Weight	Cube	Price
☞ MCSD2042L	20"	42"	29"	120	15	\$1,469
☞ MCSD2060L	20"	60"	29"	150	20	\$1,537
☞ MCSD2066L	20"	66"	29"	156	23	\$1,659
☞ MCSD2072L	20"	72"	29"	163	24	\$1,674
☞ MCSD2442L	24"	42"	29"	127	18	\$1,502
☞ MCSD2448L	24"	48"	29"	130	20	\$1,522
☞ MCSD3048L	30"	48"	29"	142	25	\$1,537
☞ MCSD3060L	30"	60"	29"	190	32	\$1,555
☞ MCSD3066L	30"	66"	29"	197	35	\$1,674
☞ MCSD3072L	30"	72"	29"	210	38	\$1,695
☞ MCSD3672L	36"	72"	29"	225	45	\$1,755

See available accessories and upgrades, pp. 93-97.

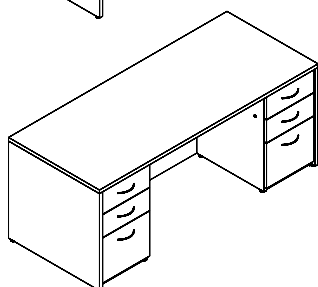
maverick complete

Desks



Double Pedestal Desk, Box/File Pedestals Left and Right
(Full modesty, H3B Handles, 2 Locks)

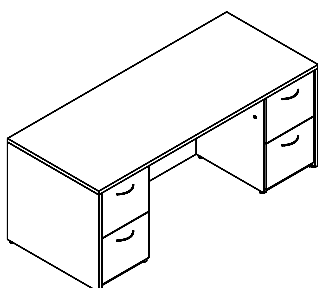
Model#	Depth	Width	Height	Weight	Cube	Price
☞ MCD3060	30"	60"	29"	260	32	\$1,422
☞ MCD3066	30"	66"	29"	266	35	\$1,676
☞ MCD3072	30"	72"	29"	270	38	\$1,700
☞ MCD3672	36"	72"	29"	276	45	\$1,717



Double Pedestal Desk, Box/Box/File Pedestals Left and Right
(Full Modesty, H3B Handles, 2 Locks)

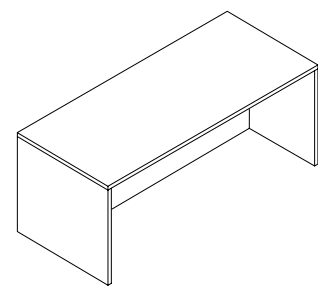
Model#	Depth	Width	Height	Weight	Cube	Price
☞ MCDC3060	30"	60"	29"	294	32	\$2,042
☞ MCDC3066	30"	66"	29"	304	35	\$2,350
☞ MCDC3072	30"	72"	29"	314	38	\$2,377
☞ MCDC3672	36"	72"	29"	337	45	\$2,393

For left Box/Box/File and right File/File configuration use MCDCD ____ N/C.



Double Pedestal Desk, File/File Pedestals Left and Right
(Full Modesty, H3B Handles, 2 Locks)

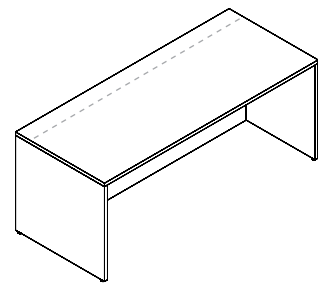
Model#	Depth	Width	Height	Weight	Cube	Price
☞ MCDD3060	30"	60"	29"	294	32	\$1,948
☞ MCDD3066	30"	66"	29"	304	35	\$2,256
☞ MCDD3072	30"	72"	29"	314	38	\$2,281
☞ MCDD3672	36"	72"	29"	337	45	\$2,299



Desk Shell No-Pedestal, Full Modesty (Flush Modesty)

Model#	Depth	Width	Height	Weight	Cube	Price
☞ MCN2042	20"	42"	29"	84	17	\$610
☞ MCN2048	20"	48"	29"	84	17	\$626
☞ MCN2060	20"	60"	29"	92	20	\$671
☞ MCN2066	20"	66"	29"	96	23	\$713
☞ MCN2072	20"	72"	29"	100	24	\$731
☞ MCN2436	24"	36"	29"	89	16	\$618
☞ MCN2442	24"	42"	29"	95	18	\$671
☞ MCN2448	24"	48"	29"	104	20	\$687
☞ MCN2460	24"	60"	29"	120	25	\$731
☞ MCN2466	24"	66"	29"	127	28	\$818
☞ MCN2472	24"	72"	29"	132	30	\$870

For left or right 1/2 leg specify on order...N/C. Modesty is flush.



Desk Shell No-Pedestal, Full Modesty (30"D-6" Inset Modesty, 36"D-12" Inset Modesty)

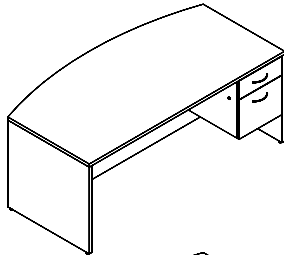
Model#	Depth	Width	Height	Weight	Cube	Price
☞ MCN3042	30"	42"	29"	114	22	\$731
☞ MCN3048	30"	48"	29"	120	25	\$750
☞ MCN3060	30"	60"	29"	126	32	\$767
☞ MCN3066	30"	66"	29"	132	35	\$846
☞ MCN3072	30"	72"	29"	138	38	\$870
☞ MCN3672	36"	72"	29"	152	45	\$887

For left or right 1/2 leg specify on order...N/C. Modesty is Inset 6" on 30"D & 12" on 36"D.

See available accessories and upgrades, pp. 93-97.

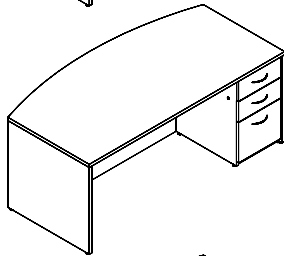
maverick complete

Desks



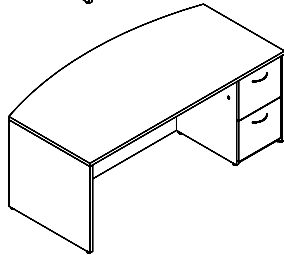
Fan Top Single Pedestal Desk, Box/File Right (Full Modesty, H3B Handles, Lock)

Model#	Depth	Width	Height	Weight	Cube	Price
☞ MCF S3672R	30-36"	72"	29"	233	45	\$1,622
☞ MCF S4272R	36-42"	72"	29"	258	53	\$1,673



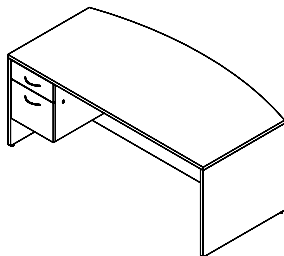
Fan Top Single Pedestal Desk, Box/Box/File Right (Full Modesty, H3B Handles, Lock)

Model#	Depth	Width	Height	Weight	Cube	Price
☞ MCF SC3672R	30-36"	72"	29"	265	45	\$2,103
☞ MCF SC4272R	36-42"	72"	29"	280	53	\$2,153



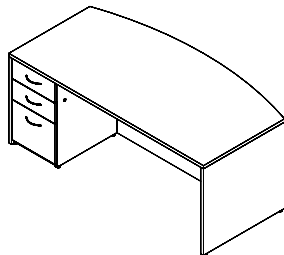
Fan Top Single Pedestal Desk, File/File Right (Full Modesty, H3B Handles, Lock)

Model#	Depth	Width	Height	Weight	Cube	Price
☞ MCF SD3672R	30-36"	72"	29"	265	45	\$2,032
☞ MCF SD4272R	36-42"	72"	29"	280	53	\$2,081



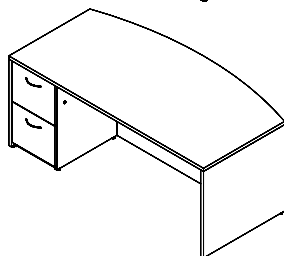
Fan Top Single Pedestal Desk, Box/File Left (Full Modesty, H3B Handles, Lock)

Model#	Depth	Width	Height	Weight	Cube	Price
☞ MCF S3672L	30-36"	72"	29"	233	45	\$1,622
☞ MCF S4272L	36-42"	72"	29"	258	53	\$1,673



Fan Top Single Pedestal Desk, Box/Box/File Left (Full Modesty, H3B Handles, Lock)

Model#	Depth	Width	Height	Weight	Cube	Price
☞ MCF SC3672L	30-36"	72"	29"	265	45	\$2,103
☞ MCF SC4272L	36-42"	72"	29"	280	53	\$2,153



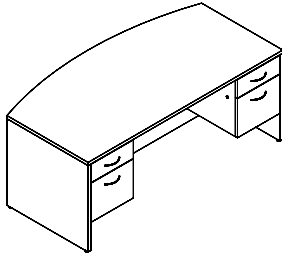
Fan Top Single Pedestal Desk, File/File Left (Full Modesty, H3B Handles, Lock)

Model#	Depth	Width	Height	Weight	Cube	Price
☞ MCF SD3672L	30-36"	72"	29"	265	45	\$2,032
☞ MCF SD4272L	36-42"	72"	29"	280	53	\$2,081

See available accessories and upgrades, pp. 93-97.

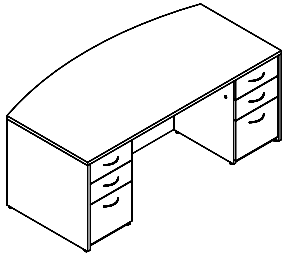
maverick complete

Desks



Fan Top Double Pedestal, Box/File Left and Right
(Full Modesty, H3B Handles, 2 Locks)

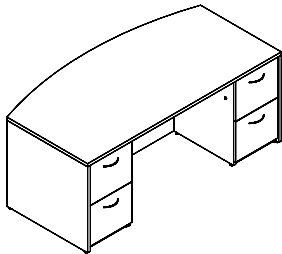
Model#	Depth	Width	Height	Weight	Cube	Price
☞ MCFD3672	30-36"	72"	29"	280	45	\$2,023
☞ MCFD4272	36-42"	72"	29"	305	53	\$2,038



Fan Top Double Pedestal Desk, Box/Box/File Left and Right
(Full Modesty, H3B Handles, 2 Locks)

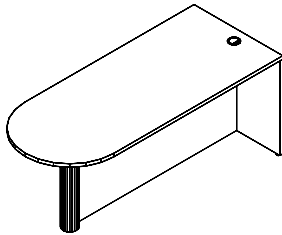
Model#	Depth	Width	Height	Weight	Cube	Price
☞ MCFDC3672	30-36"	72"	29"	335	45	\$2,639
☞ MCFDC4272	36-42"	72"	29"	350	53	\$2,654

For left Box/Box/File and right File/File configuration use MCFDCD____. N/C.



Fan Top Double Pedestal Desk, File/File Left and Right
(Full Modesty, H3B Handles, 2 Locks)

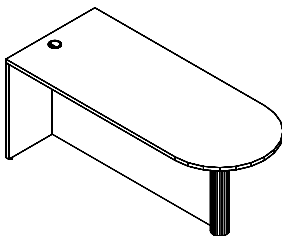
Model#	Depth	Width	Height	Weight	Cube	Price
☞ MCFDD3672	30-36"	72"	29"	335	45	\$2,544
☞ MCFDD4272	36-42"	72"	29"	350	53	\$2,558



Bullet Desk, (Full modesty, 4" black post, centered black grommet) For Right Return

Model#	Depth	Width	Height	Weight	Cube	Price
☞ MCBD3060R	30"	60"	29"	180	32	\$1,072
☞ MCBD3072R	30"	72"	29"	195	35	\$1,210
☞ MCBD3660R	36"	60"	29"	185	38	\$1,210
☞ MCBD3672R	36"	72"	29"	205	45	\$1,279

For silver post upgrade, add MM UHLEGJS...\$34. Upgrade grommet cover to silver, N/C.
Note: Specify if standalone. Standalone Bullet Desk is made with 1/2 leg (MMSPT) at no charge, replaces post leg.



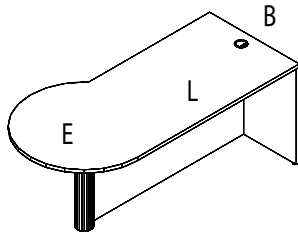
Bullet Desk, (Full modesty, 4" black post, centered black grommet) For Left Return

Model#	Depth	Width	Height	Weight	Cube	Price
☞ MCBD3060L	30"	60"	29"	180	32	\$1,072
☞ MCBD3072L	30"	72"	29"	195	35	\$1,210
☞ MCBD3660L	36"	60"	29"	185	38	\$1,210
☞ MCBD3672L	36"	72"	29"	205	45	\$1,279

For silver post upgrade, add MM UHLEGJS...\$34. Upgrade grommet cover to silver, N/C.
Note: Specify if standalone. Standalone Bullet Desk is made with 1/2 leg (MMSPT) at no charge, replaces post leg.

maverick complete

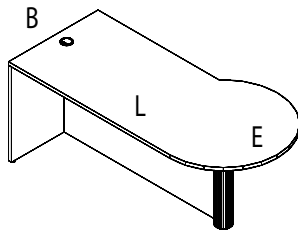
Desks



P-shape Desk (Full modesty, 4" black post) For Right Return

Model#	Depth (B,E)	Width (L)	Height	Weight	Cube	Price
MCPBD3072R	30/36"	72"	29"	200	45	\$1,444
MCPBD3672R	36/42"	72"	29"	205	53	\$1,513
MCPBD3678R	36/42"	78"	29"	215	49	\$1,636
MCPBD3684R	36/42"	84"	29"	225	62	\$1,869

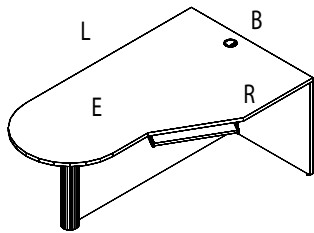
Black grommet standard. Upgrade grommet cover to silver, N/C. For silver post upgrade, add MM UHLEGJS...\$34.



P-shape Desk (Full modesty, 4" black post) For Left Return

Model#	Depth (B,E)	Width (L)	Height	Weight	Cube	Price
MCPBD3072L	30/36"	72"	29"	200	45	\$1,444
MCPBD3672L	36/42"	72"	29"	205	53	\$1,513
MCPBD3678L	36/42"	78"	29"	215	49	\$1,636
MCPBD3684L	36/42"	84"	29"	225	62	\$1,869

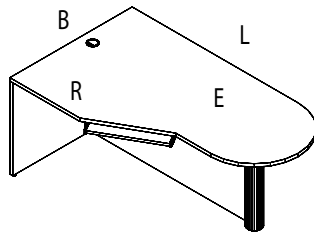
Black grommet standard. Upgrade grommet cover to silver, N/C. For silver post upgrade, add MM UHLEGJS...\$34.



Bullet Computer Desk (Full modesty, 4" black post) For Right Return

Model#	Depth (B,E)	Width (L,R)	Height	Weight	Cube	Price
☞ MCBDC427230R	42/30"	72"/24"	29"	195	53	\$1,304
☞ MCBDC427830R	42/30"	78"/24"	29"	205	58	\$1,579

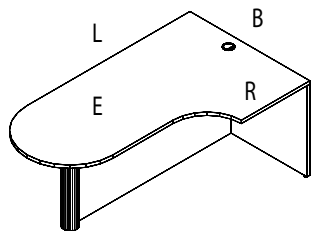
Keyboard tray and worksurface black grommet are standard. Upgrade grommet cover to silver, N/C. For silver post upgrade, add MM UHLEGJS...\$34.



Bullet Computer Desk (Full modesty, 4" black post) For Left Return

Model#	Depth (B,E)	Width (L,R)	Height	Weight	Cube	Price
☞ MCBDC427230L	42/30"	72"/24"	29"	195	53	\$1,304
☞ MCBDC427830L	42/30"	78"/24"	29"	205	58	\$1,579

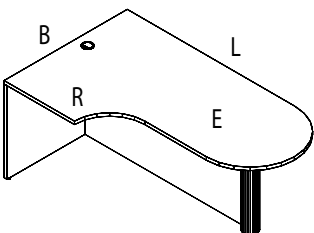
Keyboard tray and worksurface black grommet are standard. Upgrade grommet cover to silver, N/C. For silver post upgrade, add MM UHLEGJS...\$34.



Bullet Computer Desk, Curved (Full modesty, 4" black post) For Right Return

Model#	Depth (B,E)	Width (L,R)	Height	Weight	Cube	Price
☞ MCBDCQ427230R	42/30"	72"/24"	29"	195	53	\$1,304

Worksurface black grommet standard. Upgrade grommet cover to silver, N/C. For silver post upgrade, add MM UHLEGJS...\$34.



Bullet Computer Desk, Curved (Full modesty, 4" black post) For Left Return

Model#	Depth (B,E)	Width (L,R)	Height	Weight	Cube	Price
☞ MCBDCQ427230L	42/30"	72"/24"	29"	195	53	\$1,304

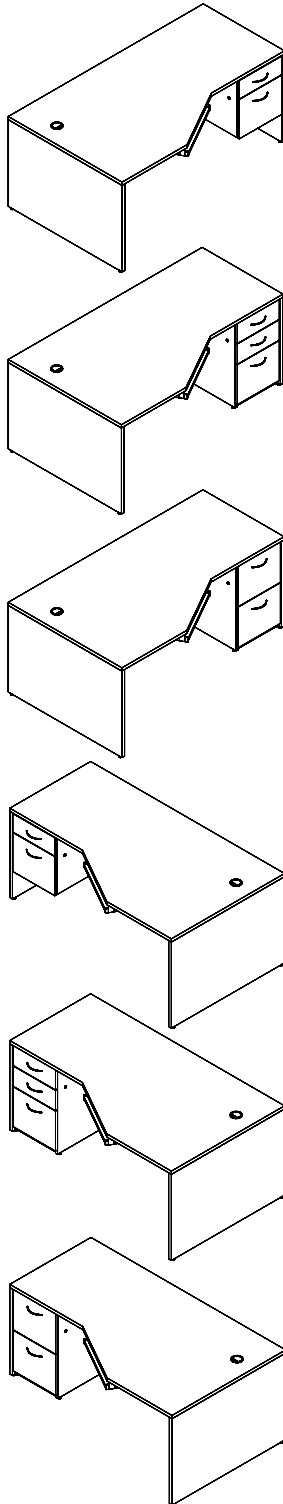
Worksurface black grommet standard. Upgrade grommet cover to silver, N/C. For silver post upgrade, add MM UHLEGJS...\$34.

NOTE: For all P-shape bullet & bullet computer desks, specify if standalone. Standalone is made with 1/2 leg (MMSPT) at no charge, replaces post leg.

See available accessories and upgrades, pp. 93-97.

maverick complete

Desks



Computer Desk, Box/File Pedestal Right (Full modesty inset 6", H3B Handles, Lock)

Model	(L)	(B)	(E)	(K)	(R)	(W)	Weight	Cube	Price
MCCD72 9R	72"	42"	30"	24"	24"	27"	285	45	\$1,849

Keyboard tray and worksurface black grommet are standard. Upgrade grommet cover to silver, N/C.

Computer Desk, Box/Box/File Pedestal Right (Full modesty inset 6", H3B Handles, Lock)

Model	(L)	(B)	(E)	(K)	(R)	(W)	Weight	Cube	Price
MCCD72C 9R	72"	42"	30"	24"	24"	27"	300	45	\$2,327

Keyboard tray and worksurface black grommet are standard. Upgrade grommet cover to silver, N/C.

Computer Desk, File/File Pedestal Right (Full modesty inset 6", H3B Handles, Lock)

Model	(L)	(B)	(E)	(K)	(R)	(W)	Weight	Cube	Price
MCCD72D 9R	72"	42"	30"	24"	24"	27"	300	45	\$2,257

Keyboard tray and worksurface black grommet are standard. Upgrade grommet cover to silver, N/C.

Computer Desk, Box/File Pedestal Left (Full modesty inset 6", H3B Handles, Lock)

Model	(L)	(B)	(E)	(K)	(R)	(W)	Weight	Cube	Price
MCCD72 9L	72"	42"	30"	24"	24"	27"	285	45	\$1,849

Keyboard tray and worksurface black grommet are standard. Upgrade grommet cover to silver, N/C.

Computer Desk, Box/Box/File Pedestal Left (Full modesty inset 6", H3B Handles, Lock)

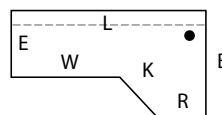
Model	(L)	(B)	(E)	(K)	(R)	(W)	Weight	Cube	Price
MCCD72C 9L	72"	42"	30"	24"	24"	27"	300	45	\$2,327

Keyboard tray and worksurface black grommet are standard. Upgrade grommet cover to silver, N/C.

Computer Desk, File/File Pedestal Left (Full modesty inset 6", H3B Handles, Lock)

Model	(L)	(B)	(E)	(K)	(R)	(W)	Weight	Cube	Price
MCCD72D 9L	72"	42"	30"	24"	24"	27"	300	45	\$2,257

Keyboard tray and worksurface black grommet are standard. Upgrade grommet cover to silver, N/C.

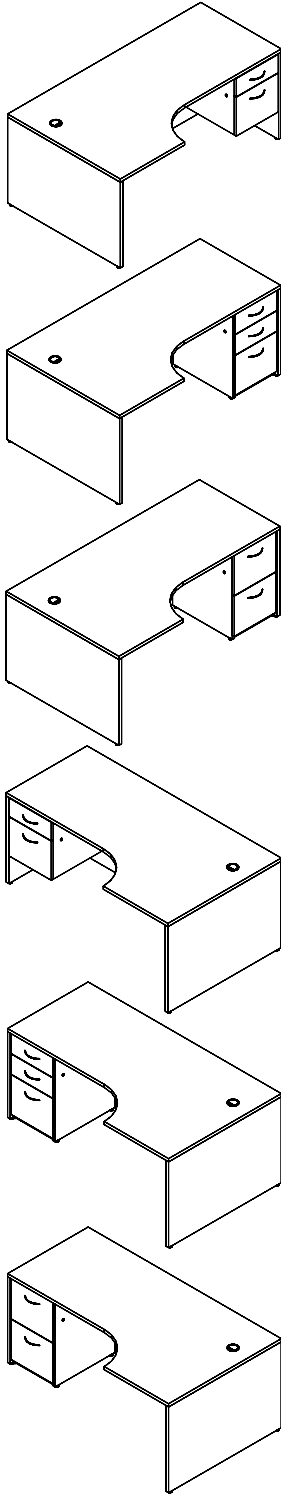


- "L" Length along approach edge
- "B" Back end panel
- "E" End panel
- "K" Keyboard space
- "R" Return size to attach
- "W" Workarea (kbrd to end)

See available accessories and upgrades, pp. 93-97.

maverick complete

Desks



Computer Desk, Curved, Box/File Pedestal Right (Full modesty inset 6", H3B Handles, Lock)

Model	(L)	(B)	(E)	(K)	(R)	(W)	Weight	Cube	Price
MCCDQ72 9R	72"	42"	30"	24"	24"	27"	285	45	\$1,849

No keyboard tray. Worksurface black grommet standard. Upgrade grommet cover to silver, N/C.

Computer Desk, Curved, Box/Box/File Pedestal Right (Full modesty inset 6", H3B Handles, Lock)

Model	(L)	(B)	(E)	(K)	(R)	(W)	Weight	Cube	Price
MCCDQ72C 9R	72"	42"	30"	24"	24"	27"	300	45	\$2,327

No keyboard tray. Worksurface black grommet standard. Upgrade grommet cover to silver, N/C.

Computer Desk, Curved, File/File Pedestal Right (Full modesty inset 6", H3B Handles, Lock)

Model	(L)	(B)	(E)	(K)	(R)	(W)	Weight	Cube	Price
MCCDQ72D 9R	72"	42"	30"	24"	24"	27"	300	45	\$2,257

No keyboard tray. Worksurface black grommet standard. Upgrade grommet cover to silver, N/C.

Computer Desk, Curved, Box/File Pedestal Left (Full modesty inset 6", H3B Handles, Lock)

Model	(L)	(B)	(E)	(K)	(R)	(W)	Weight	Cube	Price
MCCDQ72 9L	72"	42"	30"	24"	24"	27"	285	45	\$1,849

No keyboard tray. Worksurface black grommet standard. Upgrade grommet cover to silver, N/C.

Computer Desk, Curved, Box/Box/File Pedestal Left (Full modesty inset 6", H3B Handles, Lock)

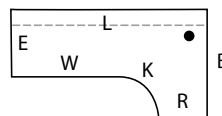
Model	(L)	(B)	(E)	(K)	(R)	(W)	Weight	Cube	Price
MCCDQ72C 9L	72"	42"	30"	24"	24"	27"	300	45	\$2,327

No keyboard tray. Worksurface black grommet standard. Upgrade grommet cover to silver, N/C.

Computer Desk, Curved, File/File Pedestal Left (Full modesty inset 6", H3B Handles, Lock)

Model	(L)	(B)	(E)	(K)	(R)	(W)	Weight	Cube	Price
MCCDQ72D 9L	72"	42"	30"	24"	24"	27"	300	45	\$2,257

No keyboard tray. Worksurface black grommet standard. Upgrade grommet cover to silver, N/C.

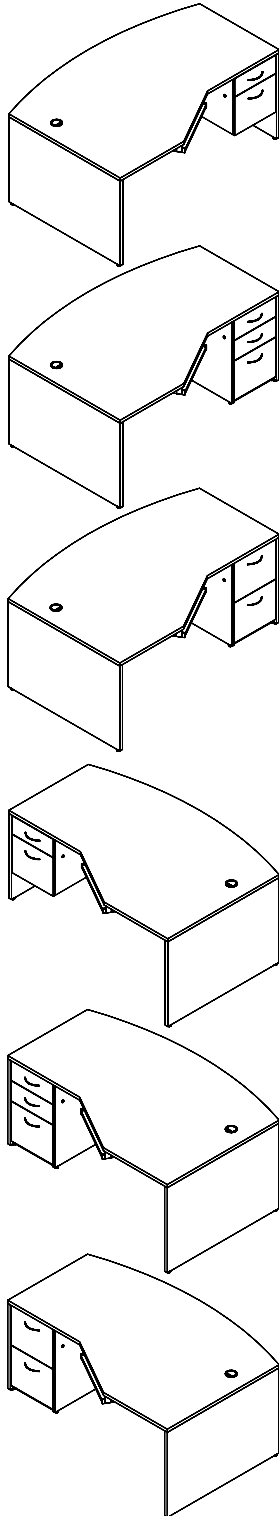


- "L" Length along approach edge
- "B" Back end panel
- "E" End panel
- "K" Keyboard space
- "R" Return size to attach
- "W" Workarea (kbrd to end)

See available accessories and upgrades, pp. 93-97.

maverick complete

Desks



Fan Top Computer Desk, Box/File Pedestal Right (Full modesty inset 6", H3B Handles, Lock)

Model	(L)	(B)	(E)	(K)	(R)	(W)	Weight	Cube	Price
MCFCD72 9R	72"	42"+	30"	24"	24"	27"	295	48	\$1,977

Keyboard tray and worksurface black grommet are standard. Fan front adds 6" to overall depth. Upgrade grommet cover to silver, N/C.

Fan Top Computer Desk, Box/Box/File Pedestal Right (Full modesty inset 6", H3B Handles, Lock)

Model	(L)	(B)	(E)	(K)	(R)	(W)	Weight	Cube	Price
MCFCD72C 9R	72"	42"+	30"	24"	24"	27"	310	48	\$2,458

Keyboard tray and worksurface black grommet are standard. Fan front adds 6" to overall depth. Upgrade grommet cover to silver, N/C.

Fan Top Computer Desk, File/File Pedestal Right (Full modesty inset 6", H3B Handles, Lock)

Model	(L)	(B)	(E)	(K)	(R)	(W)	Weight	Cube	Price
MCFCD72D 9R	72"	42"+	30"	24"	24"	27"	310	48	\$2,386

Keyboard tray and worksurface black grommet are standard. Fan front adds 6" to overall depth. Upgrade grommet cover to silver, N/C.

Fan Top Computer Desk, Box/File Pedestal Left (Full modesty inset 6", H3B Handles, Lock)

Model	(L)	(B)	(E)	(K)	(R)	(W)	Weight	Cube	Price
MCFCD72 9L	72"	42"+	30"	24"	24"	27"	295	48	\$1,977

Keyboard tray and worksurface black grommet are standard. Upgrade grommet cover to silver, N/C. Fan front adds 6" to overall depth.

Fan Top Computer Desk, Box/Box/File Pedestal Left (Full modesty inset 6", H3B Handles, Lock)

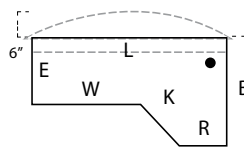
Model	(L)	(B)	(E)	(K)	(R)	(W)	Weight	Cube	Price
MCFCD72C 9L	72"	42"+	30"	24"	24"	27"	310	48	\$2,458

Keyboard tray and worksurface black grommet are standard. Upgrade grommet cover to silver, N/C. Fan front adds 6" to overall depth.

Fan Top Computer Desk, File/File Pedestal Left (Full modesty inset 6", H3B Handles, Lock)

Model	(L)	(B)	(E)	(K)	(R)	(W)	Weight	Cube	Price
MCFCD72D 9L	72"	42"+	30"	24"	24"	27"	310	48	\$2,386

Keyboard tray and worksurface black grommet are standard. Upgrade grommet cover to silver, N/C. Fan front adds 6" to overall depth.

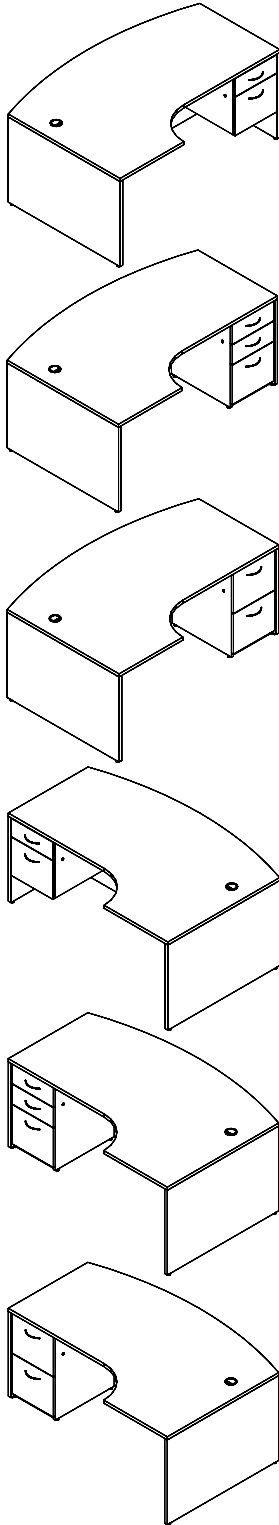


- "L" Length along approach edge
- "B" Back end panel (Fan top adds 6")
- "E" End panel
- "K" Keyboard space
- "R" Return size to attach
- "W" Workarea (kbrd to end)

See available accessories and upgrades, pp. 93-97.

maverick complete

Desks



Fan Top Computer Desk, Curved, Box/File Pedestal Right (Full modesty inset 6", H3B Handles, Lock)

Model	(L)	(B)	(E)	(K)	(R)	(W)	Weight	Cube	Price
MCFCDQ72 9R	72"	42"+	30"	24"	24"	27"	295	48	\$1,977

No keyboard tray. Worksurface black grommet standard. Fan front adds 6" to overall depth.
Upgrade grommet cover to silver, N/C.

Fan Top Computer Desk, Curved, Box/Box/File Pedestal Right (Full modesty inset 6", H3B Handles, Lock)

Model	(L)	(B)	(E)	(K)	(R)	(W)	Weight	Cube	Price
MCFCDQ72C 9R	72"	42"+	30"	24"	24"	27"	310	48	\$2,458

No keyboard tray, worksurface black grommet standard. Fan front adds 6" to overall depth.
Upgrade grommet cover to silver, N/C.

Fan Top Computer Desk, Curved, File/File Pedestal Right (Full modesty inset 6", H3B Handles, Lock)

Model	(L)	(B)	(E)	(K)	(R)	(W)	Weight	Cube	Price
MCFCDQ72D 9R	72"	42"+	30"	24"	24"	27"	310	48	\$2,386

No keyboard tray, worksurface black grommet standard. Fan front adds 6" to overall depth.
Upgrade grommet cover to silver, N/C.

Fan Top Computer Desk, Curved, Box/File Pedestal Left (Full modesty inset 6", H3B Handles, Lock)

Model	(L)	(B)	(E)	(K)	(R)	(W)	Weight	Cube	Price
MCFCDQ72 9L	72"	42"+	30"	24"	24"	27"	295	48	\$1,977

No keyboard tray, worksurface black grommet standard. Fan front adds 6" to overall depth.
Upgrade grommet cover to silver, N/C.

Fan Top Computer Desk, Curved, Box/Box/File Pedestal Left (Full modesty inset 6", H3B Handles, Lock)

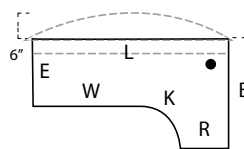
Model	(L)	(B)	(E)	(K)	(R)	(W)	Weight	Cube	Price
MCFCDQ72C 9L	72"	42"+	30"	24"	24"	27"	310	48	\$2,458

No keyboard tray, worksurface black grommet standard. Fan front adds 6" to overall depth.
Upgrade grommet cover to silver, N/C.

Fan Top Computer Desk, Curved, File/File Pedestal Left (Full modesty inset 6", H3B Handles, Lock)

Model	(L)	(B)	(E)	(K)	(R)	(W)	Weight	Cube	Price
MCFCDQ72D 9L	72"	42"+	30"	24"	24"	27"	310	48	\$2,386

No keyboard tray worksurface black grommet standard. Fan front adds 6" to overall depth.
Upgrade grommet cover to silver, N/C.

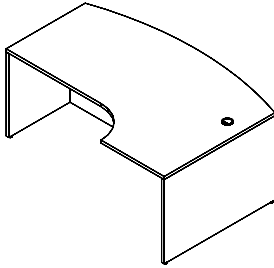


- "L" Length along approach edge
- "B" Back end panel (Fan top adds 6")
- "E" End panel
- "K" Keyboard space
- "R" Return size to attach
- "W" Workarea (kbrd to end)

See available accessories and upgrades, pp. 93-97.

maverick complete

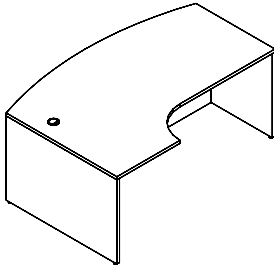
Desks



Fan Top Computer Desk Shell, Curved (Full modesty inset 6") For Right Return

Model	(L)	(B)	(E)	(K)	(R)	(W)	Weight	Cube	Price
MCFCDNQ72 9R	72"	42"+	30"	24"	24"	27"	215	48	\$1,492

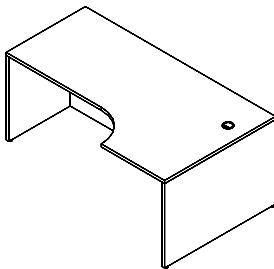
No keyboard tray. Worksurface black grommet standard. Upgrade grommet cover to silver, N/C.
Fan front adds 6" to overall depth.



Fan Top Computer Desk Shell, Curved (Full modesty inset 6") For Left Return

Model	(L)	(B)	(E)	(K)	(R)	(W)	Weight	Cube	Price
MCFCDNQ72 9L	72"	42"+	30"	24"	24"	27"	215	48	\$1,492

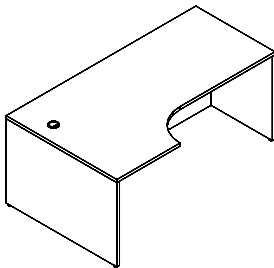
No keyboard tray. Worksurface black grommet standard. Upgrade grommet cover to silver, N/C.
Fan front adds 6" to overall depth.



Computer Desk Shell, Curved (Full modesty inset 6") For Right Return

Model#	(L)	(B)	(E)	(K)	(R)	(W)	Weight	Cube	Price
MCCDNQ72 9R	72"	42"	30"	24"	24"	27"	215	51	\$1,492

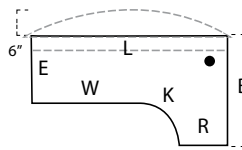
No keyboard tray. Worksurface black grommet standard. Upgrade grommet cover to silver, N/C.



Computer Desk Shell, Curved (Full modesty inset 6") For Left Return

Model#	(L)	(B)	(E)	(K)	(R)	(W)	Weight	Cube	Price
MCCDNQ72 9L	72"	42"	30"	24"	24"	27"	215	51	\$1,492

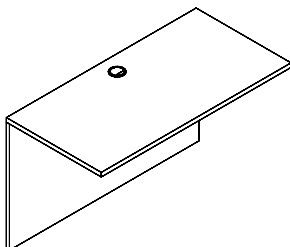
No keyboard tray. Worksurface black grommet standard. Upgrade grommet cover to silver, N/C.



- "L" Length along approach edge
- "B" Back end panel (Fan top adds 6")
- "E" End panel
- "K" Keyboard space
- "R" Return size to attach
- "W" Workarea (kbd to end)

maverick complete

Bridges

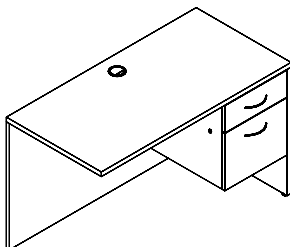


Bridge (Full modesty)

Model#	Depth	Width	Height	Weight	Cube	Price
☞ MCBR2036	20"	36"	29"	41	9	\$473
☞ MCBR2042	20"	42"	29"	48	10	\$492
☞ MCBR2048	20"	48"	29"	55	12	\$545
☞ MCBR2436	24"	36"	29"	47	10	\$511
☞ MCBR2442	24"	42"	29"	55	12	\$598
☞ MCBR2448	24"	48"	29"	63	14	\$648
☞ MCBR2460	24"	60"	29"	78	15	\$746

Full modesty standard. ½ modesty on bridges may be specified at no upcharge.
 Black grommet center top and modesty. Upgrade grommet cover to silver, N/C.
 60"W bridge requires ½ leg center support, add MM SPT \$130. (Grommet is offset to clear half leg)

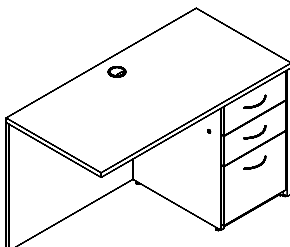
Returns



Return, ¼ Box/File Pedestal Right (Full modesty, H3B Handles, Lock)

Model#	Depth	Width	Height	Weight	Cube	Price
☞ MCRA2036R	20"	36"	29"	95	13	\$1,086
☞ MCRA2042R	20"	42"	29"	104	15	\$1,102
☞ MCRA2048R	20"	48"	29"	110	17	\$1,121
☞ MCRA2054R	20"	54"	29"	117	19	\$1,155
☞ MCRA2436R	24"	36"	29"	100	15	\$1,202
☞ MCRA2442R	24"	42"	29"	107	18	\$1,235
☞ MCRA2448R	24"	48"	29"	114	20	\$1,252
☞ MCRA2454R	24"	54"	29"	121	23	\$1,322
☞ MCRA2460R	24"	60"	29"	124	24	\$1,340
☞ MCRA3048R	30"	48"	29"	127	25	\$1,340

Full modesty standard. ½ modesty on returns may be specified at no upcharge.
 Black grommet center top and modesty. Upgrade grommet cover to silver, N/C.



Return, Box/Box/File Pedestal Right (Full modesty, H3B Handles, Lock)

Model#	Depth	Width	Height	Weight	Cube	Price
☞ MCRC2036R	20"	36"	29"	130	13	\$1,569
☞ MCRC2042R	20"	42"	29"	140	15	\$1,586
☞ MCRC2048R	20"	48"	29"	150	17	\$1,606
☞ MCRC2054R	20"	54"	29"	160	19	\$1,641
☞ MCRC2436R	24"	36"	29"	140	15	\$1,683
☞ MCRC2442R	24"	42"	29"	150	18	\$1,719
☞ MCRC2448R	24"	48"	29"	160	20	\$1,734
☞ MCRC2454R	24"	54"	29"	170	23	\$1,807
☞ MCRC2460R	24"	60"	29"	180	24	\$1,821
☞ MCRC3048R	30"	48"	29"	175	25	\$1,821

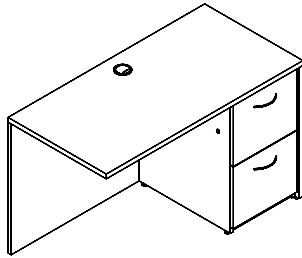
Full modesty standard. ½ modesty on returns may be specified at no upcharge.
 Black grommet center top and modesty. Upgrade grommet cover to silver, N/C.

NOTE: If placing hutch on return, ½ leg support is required, add MMSPT \$130.

See available accessories and upgrades, pp. 93-97.

maverick complete

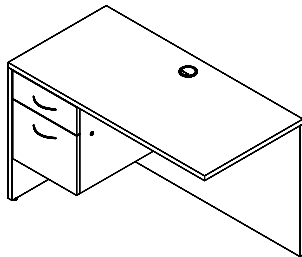
Returns



Return, File/File Pedestal Right (Full modesty, H3B Handles, Lock)

Model#	Depth	Width	Height	Weight	Cube	Price
☞ MCRD2036R	20"	36"	29"	130	13	\$1,496
☞ MCRD2042R	20"	42"	29"	140	15	\$1,513
☞ MCRD2048R	20"	48"	29"	150	17	\$1,532
☞ MCRD2054R	20"	54"	29"	160	19	\$1,568
☞ MCRD2436R	24"	36"	29"	140	15	\$1,614
☞ MCRD2442R	24"	42"	29"	150	18	\$1,625
☞ MCRD2448R	24"	48"	29"	160	20	\$1,661
☞ MCRD2454R	24"	54"	29"	170	23	\$1,735
☞ MCRD2460R	24"	60"	29"	180	24	\$1,747
☞ MCRD3048R	30"	48"	29"	175	25	\$1,747

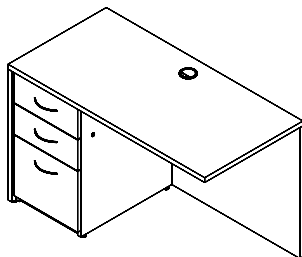
Full modesty standard. ½ modesty on returns may be specified at no upcharge. Black grommet center top and modesty. Upgrade grommet cover to silver, N/C.



Return, ¾ Box/File Pedestal Left (Full modesty, H3B Handles, Lock)

Model#	Depth	Width	Height	Weight	Cube	Price
☞ MCRA2036L	20"	36"	29"	95	13	\$1,086
☞ MCRA2042L	20"	42"	29"	104	15	\$1,102
☞ MCRA2048L	20"	48"	29"	110	17	\$1,121
☞ MCRA2054L	20"	54"	29"	117	19	\$1,155
☞ MCRA2436L	24"	36"	29"	100	15	\$1,202
☞ MCRA2442L	24"	42"	29"	107	18	\$1,235
☞ MCRA2448L	24"	48"	29"	114	20	\$1,252
☞ MCRA2454L	24"	54"	29"	121	23	\$1,322
☞ MCRA2460L	24"	60"	29"	124	24	\$1,340
☞ MCRA3048L	30"	48"	29"	127	25	\$1,340

Full modesty standard. ½ modesty on returns may be specified at no upcharge. Black grommet center top and modesty. Upgrade grommet cover to silver, N/C.



Return, Box/Box/File Pedestal Left (Full modesty, H3B Handles, Lock)

Model#	Depth	Width	Height	Weight	Cube	Price
☞ MCRC2036L	20"	36"	29"	130	13	\$1,569
☞ MCRC2042L	20"	42"	29"	140	15	\$1,586
☞ MCRC2048L	20"	48"	29"	150	17	\$1,606
☞ MCRC2054L	20"	54"	29"	160	19	\$1,641
☞ MCRC2436L	24"	36"	29"	140	15	\$1,683
☞ MCRC2442L	24"	42"	29"	150	18	\$1,719
☞ MCRC2448L	24"	48"	29"	160	20	\$1,734
☞ MCRC2454L	24"	54"	29"	170	23	\$1,807
☞ MCRC2460L	24"	60"	29"	180	24	\$1,821
☞ MCRC3048L	30"	48"	29"	175	25	\$1,821

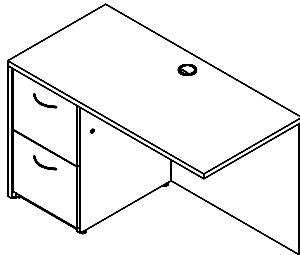
Full modesty standard. ½ modesty on returns may be specified at no upcharge. Black grommet center top and modesty. Upgrade grommet cover to silver, N/C.

NOTE: If placing hutch on return, ½ leg support is required, add MMSPT \$130.

See available accessories and upgrades, pp. 93-97.

maverick complete

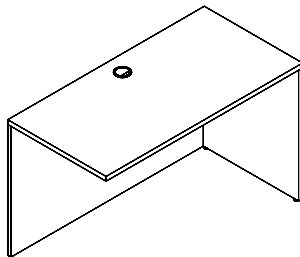
Returns



Return, File/File Pedestal Left (Full modesty, H3B Handles, Lock)

Model#	Depth	Width	Height	Weight	Cube	Price
☞ MCRD2036L	20"	36"	29"	130	13	\$1,496
☞ MCRD2042L	20"	42"	29"	140	15	\$1,513
☞ MCRD2048L	20"	48"	29"	150	17	\$1,532
☞ MCRD2054L	20"	54"	29"	160	19	\$1,568
☞ MCRD2436L	24"	36"	29"	140	15	\$1,614
☞ MCRD2442L	24"	42"	29"	150	18	\$1,625
☞ MCRD2448L	24"	48"	29"	160	20	\$1,661
☞ MCRD2454L	24"	54"	29"	170	23	\$1,735
☞ MCRD2460L	24"	60"	29"	180	24	\$1,747
☞ MCRD3048L	30"	48"	29"	175	25	\$1,747

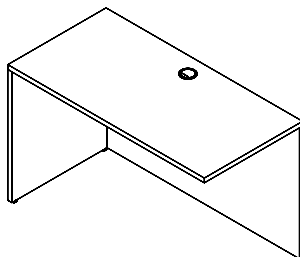
Full modesty standard. ½ modesty on returns may be specified at no upcharge.
Black grommet center top and modesty. Upgrade grommet cover to silver, N/C.



Return Shell Right (Full modesty)

Model#	Depth	Width	Height	Weight	Cube	Price
☞ MCRN2036R	20"	36"	29"	60	13	\$598
☞ MCRN2042R	20"	42"	29"	67	15	\$615
☞ MCRN2048R	20"	48"	29"	73	17	\$674
☞ MCRN2054R	20"	54"	29"	80	19	\$729
☞ MCRN2436R	24"	36"	29"	63	15	\$738
☞ MCRN2442R	24"	42"	29"	67	18	\$771
☞ MCRN2448R	24"	48"	29"	74	20	\$809
☞ MCRN2454R	24"	54"	29"	80	23	\$849
☞ MCRN3048R	30"	48"	29"	89	25	\$900

Full modesty standard. ½ modesty on returns may be specified at no upcharge.
Black grommet center top and modesty. Upgrade grommet cover to silver, N/C.



Return Shell Left (Full modesty)

Model#	Depth	Width	Height	Weight	Cube	Price
☞ MCRN2036L	20"	36"	29"	60	13	\$598
☞ MCRN2042L	20"	42"	29"	67	15	\$615
☞ MCRN2048L	20"	48"	29"	73	17	\$674
☞ MCRN2054L	20"	54"	29"	80	19	\$729
☞ MCRN2436L	24"	36"	29"	63	15	\$738
☞ MCRN2442L	24"	42"	29"	67	18	\$771
☞ MCRN2448L	24"	48"	29"	74	20	\$809
☞ MCRN2454L	24"	54"	29"	80	23	\$849
☞ MCRN3048L	30"	48"	29"	89	25	\$900

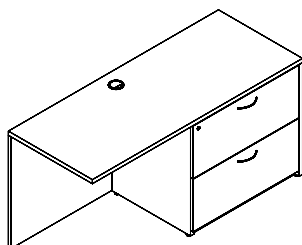
Full modesty standard. ½ modesty on returns may be specified at no upcharge.
Black grommet center top and modesty. Upgrade grommet cover to silver, N/C.

NOTE: If placing hutch on return, ½ leg support is required, add MMSPT \$130.

See available accessories and upgrades, pp. 93-97.

maverick complete

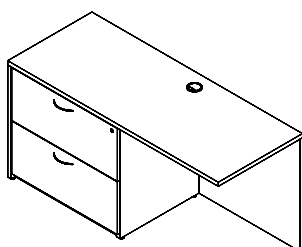
Returns



Return, Right 31" Lateral File (H3B handles, lock, full modesty)

Model#	Depth	Width	Height	Weight	Cube	Price
MCRLF2054R	20"	54"	29"	192	19	\$1,748
MCRLF2060R	20"	60"	29"	198	21	\$1,761
MCRLF2454R	24"	54"	29"	201	23	\$1,830
MCRLF2460R	24"	60"	29"	208	25	\$1,876

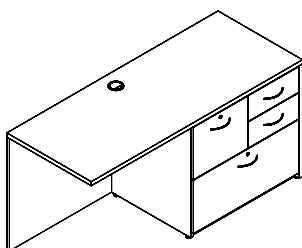
Black grommet center top and modesty. Upgrade grommet cover to silver, N/C.



Return, Left 31" Lateral File (H3B handles, lock, full modesty)

Model#	Depth	Width	Height	Weight	Cube	Price
MCRLF2054L	20"	54"	29"	192	19	\$1,748
MCRLF2060L	20"	60"	29"	198	21	\$1,761
MCRLF2454L	24"	54"	29"	201	23	\$1,830
MCRLF2460L	24"	60"	29"	208	25	\$1,876

Black grommet center top and modesty. Upgrade grommet cover to silver, N/C.

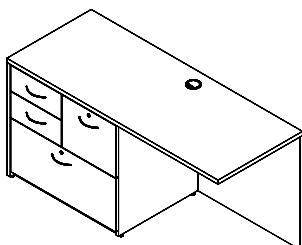


Return, Right 31" Personal Lateral File (H3B handles, locks, full modesty)

Model#	Depth	Width	Height	Weight	Cube	Price
MCRPLF2054R	20"	54"	29"	195	19	\$1,888
MCRPLF2060R	20"	60"	29"	201	23	\$1,949
MCRPLF2454R	24"	54"	29"	205	23	\$1,908
MCRPLF2460R	24"	60"	29"	213	28	\$1,986

Box drawers do not lock.

Black grommet center top and modesty. Upgrade grommet cover to silver, N/C.



Return, Left 31" Personal Lateral File (H3B handles, locks, full modesty)

Model#	Depth	Width	Height	Weight	Cube	Price
MCRPLF2054L	20"	54"	29"	195	19	\$1,888
MCRPLF2060L	20"	60"	29"	201	23	\$1,949
MCRPLF2454L	24"	54"	29"	205	23	\$1,908
MCRPLF2460L	24"	60"	29"	213	28	\$1,986

Box drawers do not lock.

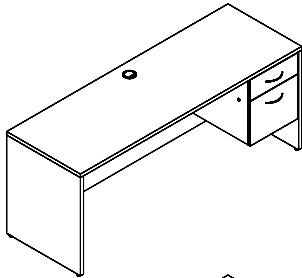
Black grommet center top and modesty. Upgrade grommet cover to silver, N/C.

NOTES:

- Returns with personal lateral file, when ordering with APH1 handles (1) lock is standard.
- If placing hutch on return, ½ leg support is required, add MMSPT \$130.

maverick complete

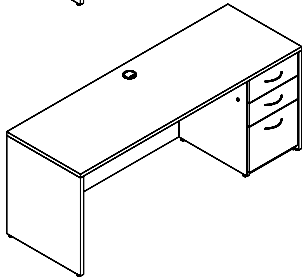
Credenzas



Credenza, Single Box/File Pedestal Right (Full modesty, H3B handles, lock)

Model#	Depth	Width	Height	Weight	Cube	Price
MCC2060 4R	20"	60"	29"	150	21	\$1,226
MCC2066 4R	20"	66"	29"	157	23	\$1,345
MCC2072 4R	20"	72"	29"	164	25	\$1,366
MCC2472 4R	24"	72"	29"	168	30	\$1,399

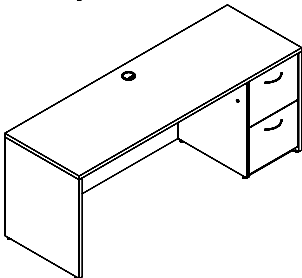
Black grommet center top and modesty. Upgrade grommet cover to silver, N/C.



Credenza, Single Box/Box/File Pedestal Right (Full modesty, H3B handles, lock)

Model#	Depth	Width	Height	Weight	Cube	Price
MCCC2060 4R	20"	60"	29"	185	21	\$1,691
MCCC2066 4R	20"	66"	29"	190	23	\$1,824
MCCC2072 4R	20"	72"	29"	200	25	\$1,842
MCCC2472 4R	24"	72"	29"	220	30	\$1,879

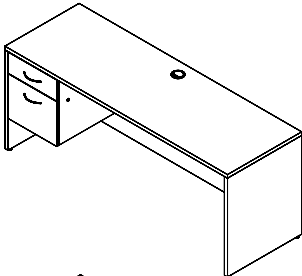
Black grommet center top and modesty. Upgrade grommet cover to silver, N/C.



Credenza, Single File/File Pedestal Right (Full modesty, H3B handles, lock)

Model#	Depth	Width	Height	Weight	Cube	Price
MCCD2060 4R	20"	60"	29"	183	21	\$1,617
MCCD2066 4R	20"	66"	29"	190	23	\$1,755
MCCD2072 4R	20"	72"	29"	200	25	\$1,772
MCCD2472 4R	24"	72"	29"	220	30	\$1,808

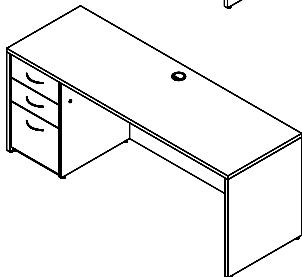
Black grommet center top and modesty. Upgrade grommet cover to silver, N/C.



Credenza, Single Box/File Pedestal Left (Full modesty, H3B handles, lock)

Model#	Depth	Width	Height	Weight	Cube	Price
MCC2060 4L	20"	60"	29"	150	21	\$1,226
MCC2066 4L	20"	66"	29"	157	23	\$1,345
MCC2072 4L	20"	72"	29"	164	25	\$1,366
MCC2472 4L	24"	72"	29"	168	30	\$1,399

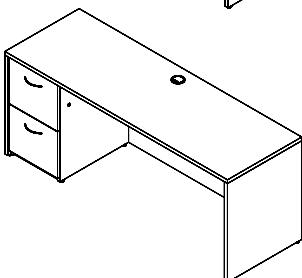
Black grommet center top and modesty. Upgrade grommet cover to silver, N/C.



Credenza, Single Box/Box/File Pedestal Left (Full modesty, H3B handles, lock)

Model#	Depth	Width	Height	Weight	Cube	Price
MCCC2060 4L	20"	60"	29"	185	21	\$1,691
MCCC2066 4L	20"	66"	29"	190	23	\$1,824
MCCC2072 4L	20"	72"	29"	200	25	\$1,842
MCCC2472 4L	24"	72"	29"	220	30	\$1,879

Black grommet center top and modesty. Upgrade grommet cover to silver, N/C.



Credenza, Single File/File Pedestal Left (Full modesty, H3B handles, lock)

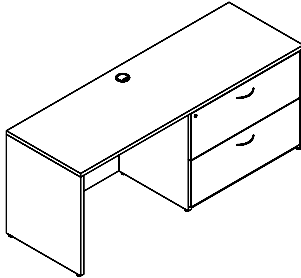
Model#	Depth	Width	Height	Weight	Cube	Price
MCCD2060 4L	20"	60"	29"	183	21	\$1,617
MCCD2066 4L	20"	66"	29"	190	23	\$1,755
MCCD2072 4L	20"	72"	29"	200	25	\$1,772
MCCD2472 4L	24"	72"	29"	220	30	\$1,808

Black grommet center top and modesty. Upgrade grommet cover to silver, N/C.

See available accessories and upgrades, pp. 93-97.

maverick complete

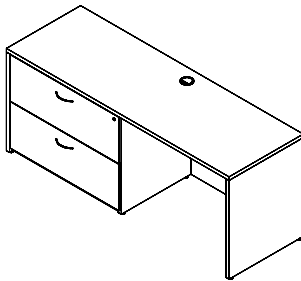
Credenzas



Credenza, Right 36" Lateral File Pedestal (H3B handles, lock, full modesty)

Model#	Depth	Width	Height	Weight	Cube	Price
MCC2066 5R	20"	66"	29"	223	23	\$1,884
MCC2072 5R	20"	72"	29"	230	25	\$1,902
MCC2472 5R	24"	72"	29"	270	30	\$1,987

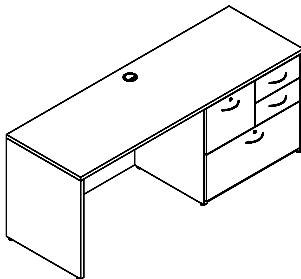
Black grommet center top and modesty. Upgrade grommet cover to silver, N/C.



Credenza, Left 36" Lateral File Pedestal (H3B handles, lock, full modesty)

Model#	Depth	Width	Height	Weight	Cube	Price
MCC2066 5L	20"	66"	29"	223	23	\$1,884
MCC2072 5L	20"	72"	29"	230	25	\$1,902
MCC2472 5L	24"	72"	29"	270	30	\$1,987

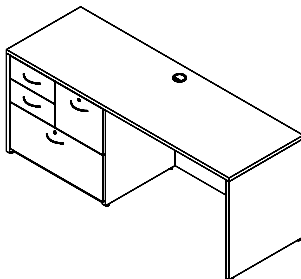
Black grommet center top and modesty. Upgrade grommet cover to silver, N/C.



Credenza, Right 31" Personal Lateral File Pedestal (H3B handles, 2 locks, full modesty)

Model#	Depth	Width	Height	Weight	Cube	Price
MCC2066 6R	20"	66"	29"	230	26	\$2,158
MCC2072 6R	20"	72"	29"	236	28	\$2,184
MCC2472 6R	24"	72"	29"	260	30	\$2,269

Box drawers do not lock.
Black grommet center top and modesty. Upgrade grommet cover to silver, N/C.



Credenza, Left 31" Personal Lateral File Pedestal (H3B handles, 2 locks, full modesty)

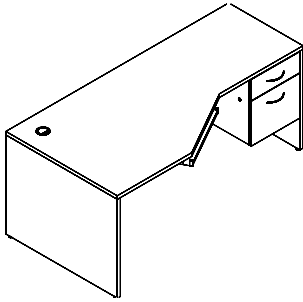
Model#	Depth	Width	Height	Weight	Cube	Price
MCC2066 6L	20"	66"	29"	230	26	\$2,158
MCC2072 6L	20"	72"	29"	236	28	\$2,184
MCC2472 6L	24"	72"	29"	260	30	\$2,269

Box drawers do not lock.
Black grommet center top and modesty. Upgrade grommet cover to silver, N/C.

NOTE: Returns with personal lateral file, when ordering with APH1 handles (1) lock is standard.

maverick complete

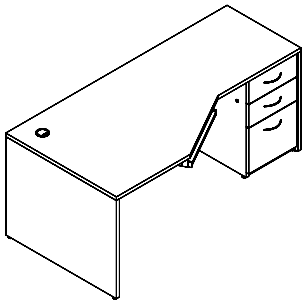
CompuCorner Credenzas



Computer Corner, Box/File Pedestal Right (H3B handles, lock, Full modesty)

Model#	(L)	(B)	(E)	(K)	(R)	(W)	Weight	Cube	Price
☞ MCCD60 2R	60"	30"	20"	21"	20"	21"	220	32	\$1,329
☞ MCCD60 4R	60"	36"	24"	21"	24"	22"	220	32	\$1,345
☞ MCCD66 4R	66"	36"	24"	21"	24"	24"	229	42	\$1,440
☞ MCCD72 3R	72"	36"	20"	24"	20"	33"	249	45	\$1,521
☞ MCCD72 4R	72"	36"	24"	21"	24"	30"	249	45	\$1,382
☞ MCCD72 7R	72"	36"	24"	23"	20"	32"	285	45	\$1,501
☞ MCCD72 8R	72"	42"	24"	24"	24"	33"	285	53	\$1,804

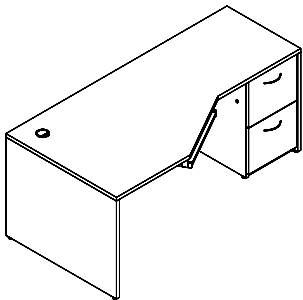
Keyboard tray and worksurface black grommet standard. Upgrade grommet cover to silver, N/C.



Computer Corner, Box/Box/File Pedestal Right (H3B handles, lock, Full modesty)

Model#	(L)	(B)	(E)	(K)	(R)	(W)	Weight	Cube	Price
☞ MCCD60C 2R	60"	30"	20"	21"	20"	21"	235	32	\$1,808
☞ MCCD60C 4R	60"	36"	24"	21"	24"	22"	235	32	\$1,828
☞ MCCD66C 4R	66"	36"	24"	21"	24"	24"	245	42	\$1,921
☞ MCCD72C 3R	72"	36"	20"	24"	20"	33"	265	45	\$1,998
☞ MCCD72C 4R	72"	36"	24"	21"	24"	30"	265	45	\$1,859
☞ MCCD72C 7R	72"	36"	24"	23"	20"	32"	300	45	\$1,981
☞ MCCD72C 8R	72"	42"	24"	24"	24"	33"	300	53	\$2,285

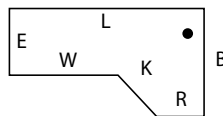
Keyboard tray and worksurface black grommet standard. Upgrade grommet cover to silver, N/C.



Computer Corner, File/File Pedestal Right (H3B handles, lock, Full modesty)

Model#	(L)	(B)	(E)	(K)	(R)	(W)	Weight	Cube	Price
☞ MCCD60D 2R	60"	30"	20"	21"	20"	21"	235	32	\$1,734
☞ MCCD60D 4R	60"	36"	24"	21"	24"	22"	235	32	\$1,756
☞ MCCD66D 4R	66"	36"	24"	21"	24"	24"	245	42	\$1,786
☞ MCCD72D 3R	72"	36"	20"	24"	20"	33"	265	45	\$1,866
☞ MCCD72D 4R	72"	36"	24"	21"	24"	30"	265	45	\$1,786
☞ MCCD72D 7R	72"	36"	24"	23"	20"	32"	300	45	\$1,907
☞ MCCD72D 8R	72"	42"	24"	24"	24"	33"	300	53	\$2,212

Keyboard tray and worksurface black grommet standard. Upgrade grommet cover to silver, N/C.



"L" Length along approach edge

"B" Back end panel

"E" End panel

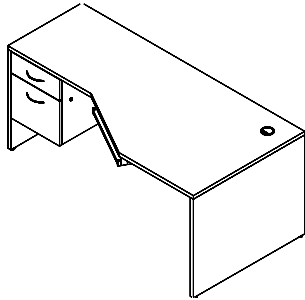
"K" Keyboard space

"R" Return size to attach

"W" Workarea (kbrd to end)

maverick complete

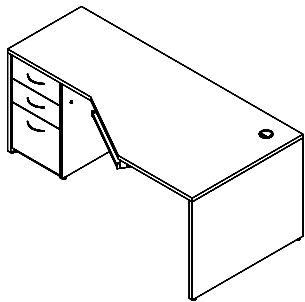
CompuCorner Credenzas



Computer Corner, Box/File Pedestal Left (H3B handles, lock, Full modesty)

Model#	(L)	(B)	(E)	(K)	(R)	(W)	Weight	Cube	Price
MCCD60 2L	60"	30"	20"	21"	20"	21"	220	32	\$1,329
MCCD60 4L	60"	36"	24"	21"	24"	22"	220	32	\$1,345
MCCD66 4L	66"	36"	24"	21"	24"	24"	229	42	\$1,440
MCCD72 3L	72"	36"	20"	24"	20"	33"	249	45	\$1,521
MCCD72 4L	72"	36"	24"	21"	24"	30"	249	45	\$1,382
MCCD72 7L	72"	36"	24"	23"	20"	32"	285	45	\$1,501
MCCD72 8L	72"	42"	24"	24"	24"	33"	285	53	\$1,804

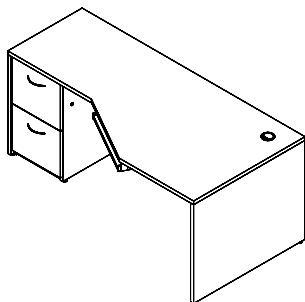
Keyboard tray and worksurface black grommet standard. Upgrade grommet cover to silver, N/C.



Computer Corner, Box/Box/File Pedestal Left (H3B handles, lock, Full modesty)

Model#	(L)	(B)	(E)	(K)	(R)	(W)	Weight	Cube	Price
MCCD60C 2L	60"	30"	20"	21"	20"	21"	235	32	\$1,808
MCCD60C 4L	60"	36"	24"	21"	24"	22"	235	32	\$1,828
MCCD66C 4L	66"	36"	24"	21"	24"	24"	245	42	\$1,921
MCCD72C 3L	72"	36"	20"	24"	20"	33"	265	45	\$1,998
MCCD72C 4L	72"	36"	24"	21"	24"	30"	265	45	\$1,859
MCCD72C 7L	72"	36"	24"	23"	20"	32"	300	45	\$1,981
MCCD72C 8L	72"	42"	24"	24"	24"	33"	300	53	\$2,285

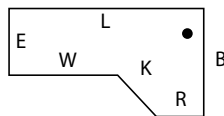
Keyboard tray and worksurface black grommet standard. Upgrade grommet cover to silver, N/C.



Computer Corner, File/File Pedestal Left (H3B handles, lock, Full modesty)

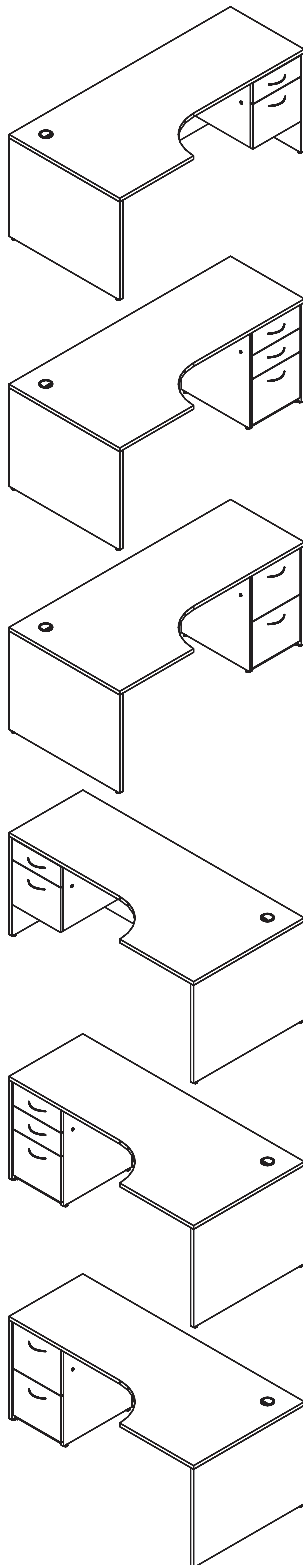
Model#	(L)	(B)	(E)	(K)	(R)	(W)	Weight	Cube	Price
MCCD60D 2L	60"	30"	20"	21"	20"	21"	235	32	\$1,734
MCCD60D 4L	60"	36"	24"	21"	24"	22"	235	32	\$1,756
MCCD66D 4L	66"	36"	24"	21"	24"	24"	245	42	\$1,786
MCCD72D 3L	72"	36"	20"	24"	20"	33"	265	45	\$1,866
MCCD72D 4L	72"	36"	24"	21"	24"	30"	265	45	\$1,786
MCCD72D 7L	72"	36"	24"	23"	20"	32"	300	45	\$1,907
MCCD72D 8L	72"	42"	24"	24"	24"	33"	300	53	\$2,212

Keyboard tray and worksurface black grommet standard. Upgrade grommet cover to silver, N/C.



- "L" Length along approach edge
- "B" Back end panel
- "E" End panel
- "K" Keyboard space
- "R" Return size to attach
- "W" Workarea (kbd to end)

CompuCorner Credenzas



Computer Corner, Curved, 3/4 Box/File Pedestal Right (H3B handles, lock, Full modesty)

Model#	(L)	(B)	(E)	(K)	(R)	(W)	Weight	Cube	Price
MCCDQ72 4R	72"	36"	24"	21"	24"	30"	239	45	\$1,382

No keyboard tray. Worksurface black grommet standard. Upgrade grommet cover to silver, N/C.

Computer Corner, Curved, Box/Box/File Pedestal Right (H3B handles, lock, Full modesty)

Model#	(L)	(B)	(E)	(K)	(R)	(W)	Weight	Cube	Price
MCCDQ72C 4R	72"	36"	24"	21"	24"	30"	254	45	\$1,859

No keyboard tray. Worksurface black grommet standard. Upgrade grommet cover to silver, N/C.

Computer Corner, Curved, File/File Pedestal Right (H3B handles, lock, Full modesty)

Model#	(L)	(B)	(E)	(K)	(R)	(W)	Weight	Cube	Price
MCCDQ72D 4R	72"	36"	24"	21"	24"	30"	254	45	\$1,789

No keyboard tray. Worksurface black grommet standard. Upgrade grommet cover to silver, N/C.

Computer Corner, Curved, 3/4 Box/File Pedestal Left (H3B handles, lock, Full modesty)

Model#	(L)	(B)	(E)	(K)	(R)	(W)	Weight	Cube	Price
MCCDQ72 4L	72"	36"	24"	21"	24"	30"	239	45	\$1,382

No keyboard tray. Worksurface black grommet standard. Upgrade grommet cover to silver, N/C.

Computer Corner, Curved, Box/Box/File Pedestal Left (H3B handles, lock, Full modesty)

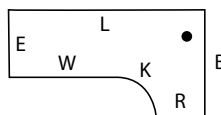
Model#	(L)	(B)	(E)	(K)	(R)	(W)	Weight	Cube	Price
MCCDQ72C 4L	72"	36"	24"	21"	24"	30"	254	45	\$1,859

No keyboard tray. Worksurface black grommet standard. Upgrade grommet cover to silver, N/C.

Computer Corner, Curved, File/File Pedestal Left (H3B handles, lock, Full modesty)

Model#	(L)	(B)	(E)	(K)	(R)	(W)	Weight	Cube	Price
MCCDQ72D 4L	72"	36"	24"	21"	24"	30"	254	45	\$1,789

No keyboard tray. Worksurface black grommet standard. Upgrade grommet cover to silver, N/C.



"L" Length along approach edge

"B" Back end panel

"E" End panel

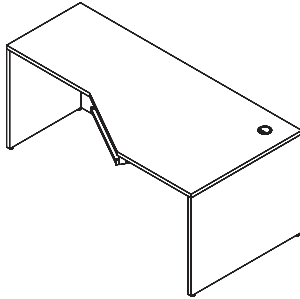
"K" Keyboard space

"R" Return size to attach

"W" Workarea (kbrd to end)

maverick complete

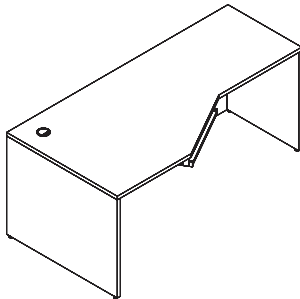
CompuCorner Credenzas



Computer Corner Shell (Full modesty), For Right Return

Model#	(L)	(B)	(E)	(K)	(R)	(W)	Weight	Cube	Price
MCCDN60 2R	60"	30"	20"	21"	20"	21"	184	32	\$981
MCCDN72 3R	72"	36"	20"	24"	20"	33"	213	45	\$1,137
MCCDN72 4R	72"	36"	24"	21"	24"	30"	213	45	\$1,175

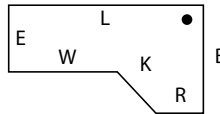
Keyboard tray and worksurface black grommet standard. Upgrade grommet cover to silver, N/C.



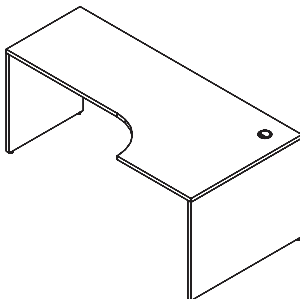
Computer Corner Shell (Full modesty), For Left Return

Model#	(L)	(B)	(E)	(K)	(R)	(W)	Weight	Cube	Price
MCCDN60 2L	60"	30"	20"	21"	20"	21"	184	32	\$981
MCCDN72 3L	72"	36"	20"	24"	20"	33"	213	45	\$1,137
MCCDN72 4L	72"	36"	24"	21"	24"	30"	213	45	\$1,175

Keyboard tray and worksurface black grommet standard. Upgrade grommet cover to silver, N/C.



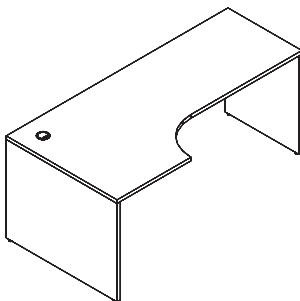
- "L" Length along approach edge
- "B" Back end panel
- "E" End panel
- "K" Keyboard space
- "R" Return size to attach
- "W" Workarea (kbrd to end)



Computer Corner Shell, Curved (Full modesty), For Right Return

Model#	(L)	(B)	(E)	(K)	(R)	(W)	Weight	Cube	Price
MCCDNQ72 4R	72"	36"	24"	21"	24"	30"	213	45	\$1,175

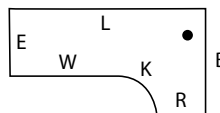
Worksurface black grommet standard. No keyboard tray. Upgrade grommet cover to silver, N/C.



Computer Corner Shell, Curved (Full modesty), For Left Return

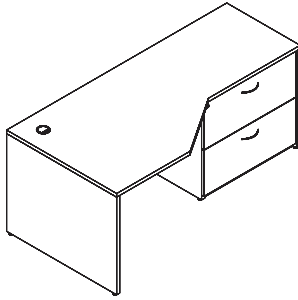
Model#	(L)	(B)	(E)	(K)	(R)	(W)	Weight	Cube	Price
MCCDNQ72 4L	72"	36"	24"	21"	24"	30"	213	45	\$1,175

Worksurface black grommet standard. No keyboard tray. Upgrade grommet cover to silver, N/C.



- "L" Length along approach edge
- "B" Back end panel
- "E" End panel
- "K" Keyboard space
- "R" Return size to attach
- "W" Workarea (kbrd to end)

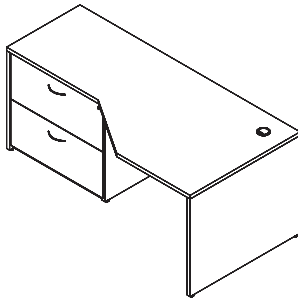
CompuCorner Credenzas



Computer Corner, Right 31" Lateral File (H3B handles, lock, full modesty)

Model#	(L)	(B)	(E)	(K)	(R)	(W)	Weight	Cube	Price
MCCD72LF 3R	72"	36"	20"	24"	20"	33"	249	45	\$1,857
MCCD72LF 4R	72"	36"	24"	21"	24"	30"	265	45	\$1,960

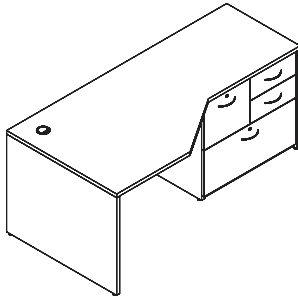
No keyboard tray and worksurface black grommet standard. Upgrade to H3S handles...N/C. Upgrade grommet cover to silver, N/C.



Computer Corner, Left 31" Lateral File (H3B handles, lock, full modesty)

Model#	(L)	(B)	(E)	(K)	(R)	(W)	Weight	Cube	Price
MCCD72LF 3L	72"	36"	20"	24"	20"	33"	249	45	\$1,857
MCCD72LF 4L	72"	36"	24"	21"	24"	30"	265	45	\$1,960

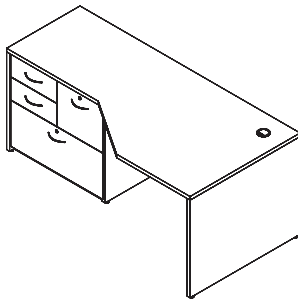
No keyboard tray and worksurface black grommet standard. Upgrade to H3S handles...N/C. Upgrade grommet cover to silver, N/C.



Computer Corner, Right 31" Personal Lateral File (H3B handles, 2 locks, full modesty)

Model#	(L)	(B)	(E)	(K)	(R)	(W)	Weight	Cube	Price
MCCD72PLF 3R	72"	36"	20"	24"	20"	33"	249	45	\$2,090
MCCD72PLF 4R	72"	36"	24"	21"	24"	30"	265	45	\$2,141

No keyboard tray and worksurface black grommet standard. Box drawers do not lock. Upgrade to H3S handles...N/C. Upgrade grommet cover to silver, N/C.

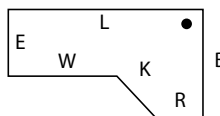


Computer Corner, Left 31" Personal Lateral File (H3B handles, 2 locks, full modesty)

Model#	(L)	(B)	(E)	(K)	(R)	(W)	Weight	Cube	Price
MCCD72PLF 3L	72"	36"	20"	24"	20"	33"	249	45	\$2,090
MCCD72PLF 4L	72"	36"	24"	21"	24"	30"	265	45	\$2,141

No keyboard tray and worksurface black grommet standard. Box drawers do not lock. Upgrade to H3S handles...N/C. Upgrade grommet cover to silver, N/C.

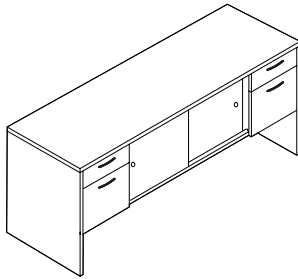
NOTE: Returns with personal lateral file, when ordering with APH1 handles (1) lock is standard.



- "L" Length along approach edge
- "B" Back end panel
- "E" End panel
- "K" Keyboard space
- "R" Return size to attach
- "W" Workarea (kbrd to end)

maverick complete

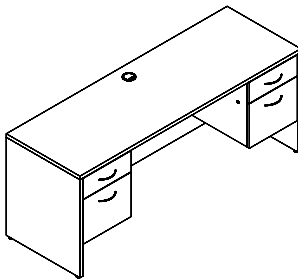
Credenzas



Credenza, Double Pedestal, Box/File Left and Right, Center Storage
(Sliding doors, Full modesty, H3B handles, 2 locks)

Model#	Depth	Width	Height	Weight	Cube	Price
MCC2060 2	20"	60"	29"	230	21	\$1,501
MCC2066 2	20"	66"	29"	240	23	\$1,736
MCC2072 2	20"	72"	29"	250	25	\$1,752
MCC2472 2	24"	72"	29"	270	30	\$1,848

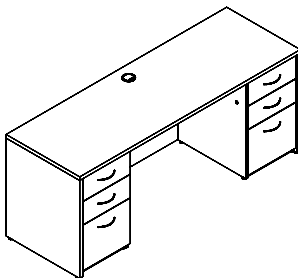
Storage includes one adjustable 3/4"-thick shelf.
NOTE: Pedestal locks are inside doors.



Credenza, Double Pedestal, Box/File Left and Right
(Knee space, Full modesty, H3B handles, 2 locks)

Model#	Depth	Width	Height	Weight	Cube	Price
MCC2060 3	20"	60"	29"	196	21	\$1,521
MCC2066 3	20"	66"	29"	205	23	\$1,762
MCC2072 3	20"	72"	29"	210	25	\$1,790
MCC2472 3	24"	72"	29"	230	30	\$1,830

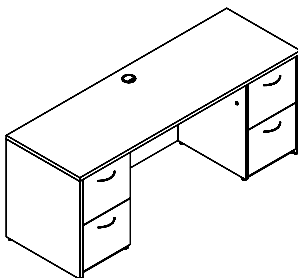
Black grommet center top and modesty. Upgrade grommet cover to silver, N/C.



Credenza, Double Pedestal, Box/Box/File Left and Right
(Knee space, full modesty, H3B handles, 2 locks)

Model#	Depth	Width	Height	Weight	Cube	Price
MCCC2060 3	20"	60"	29"	245	21	\$2,137
MCCC2066 3	20"	66"	29"	255	23	\$2,381
MCCC2072 3	20"	72"	29"	265	25	\$2,406
MCCC2472 3	24"	72"	29"	290	30	\$2,447

Black grommet center top and modesty. Upgrade grommet cover to silver, N/C.
For left Box/Box/File and right File/File configuration use MCCC_ _ _ _ N/C.



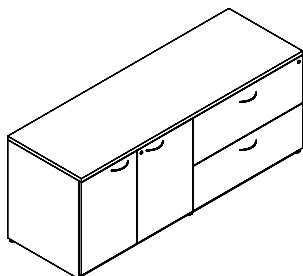
Credenza, Double Pedestal, File/File Left and Right
(Knee space, full modesty, H3B handles, 2 locks)

Model#	Depth	Width	Height	Weight	Cube	Price
MCCD2060 3	20"	60"	29"	245	21	\$2,040
MCCD2066 3	20"	66"	29"	255	23	\$2,286
MCCD2072 3	20"	72"	29"	265	25	\$2,311
MCCD2472 3	24"	72"	29"	290	30	\$2,352

Black grommet center top and modesty. Upgrade grommet cover to silver, N/C.

maverick complete

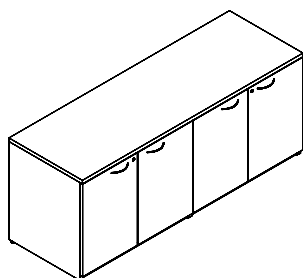
Credenzas



Credenza, Hinged Door Cabinet Left and Lateral File Right (H3B handles, 2 locks)

Model#	Depth	Width	Height	Weight	Cube	Price
MCC2072 9FP	20"	72"	29"	270	30	\$2,302
MCC2472 9FP	24"	72"	29"	290	30	\$2,360

Cabinet includes 1 adjustable shelf ¾" thick. For right Cabinet and left Lateral File specify N/C.

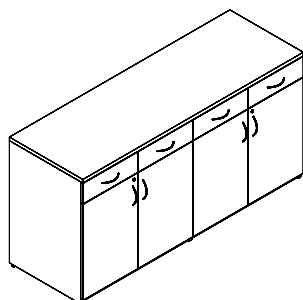


Credenza, Full Storage (4 full hinged doors, 2 adjustable shelves, H3B handles, 2 locks)

Model#	Depth	Width	Height	Weight	Cube	Price
MCC2048 1FP	20"	48"	29"	155	17	\$1,940
MCC2448 1FP	24"	48"	29"	175	20	\$2,027
MCC2060 1FP	20"	60"	29"	220	21	\$2,070
MCC2066 1FP	20"	66"	29"	240	23	\$2,225
MCC2072 1FP	20"	72"	29"	260	25	\$2,251
MCC2472 1FP	24"	72"	29"	295	30	\$2,425
MCC207236 1FP	20"	72"	36"	238	30	\$2,408
MCC247236 1FP	24"	72"	36"	265	36	\$2,523

Storage includes 1 adjustable shelf ¾" thick per side.

Note: H11 & H14 handles are installed vertically on 48" & 60"W credenzas.



Buffet Credenza, 4 box drawers, 4 full hinged doors (H3B handles, 2 locks doors only)

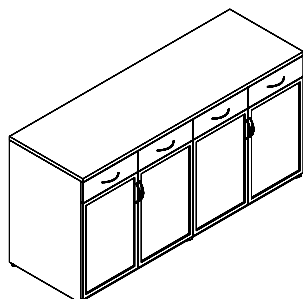
Model#	Depth	Width	Height	Weight	Cube	Price
MCHDBC2036	20"	36"	36"	220	15	\$1,630
MCHDBC2436	24"	36"	36"	240	18	\$1,761
MCHDBC2060	20"	60"	36"	236	25	\$3,014
MCHDBC2460	24"	60"	36"	261	30	\$3,124
MCHDBC2072	20"	72"	36"	260	30	\$3,045
MCHDBC2472	24"	72"	36"	290	36	\$3,165

Storage includes 1 adjustable shelf ¾" thick per side.

36"W credenza: 2 box drawers, 2 hinged doors, 1 adjustable shelf, 1 lock.

Optional face locks available for box drawers, add MM FL...\$90 each.

Note: H11 & H14 handles do not fit 60"W buffet credenzas.



Buffet Credenza, 4 box drawers, 4 hinged glass doors (H3B handles)

Model#	Depth	Width	Height	Weight	Cube	Price
MCHDBC2036G	20"	36"	36"	220	15	\$1,793
MCHDBC2436G	24"	36"	36"	240	18	\$1,917
MCHDBC2072G	20"	72"	36"	240	18	\$3,858
MCHDBC2472G	24"	72"	36"	290	36	\$3,975

Storage includes 1 adjustable shelf ¾" thick per side.

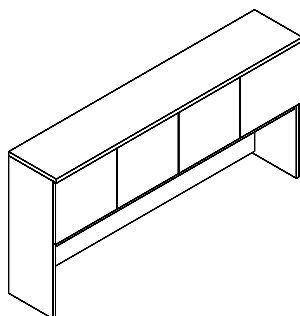
36"W credenza: 2 box drawers & 2 glass doors, 1 adjustable shelf.

Optional face locks available for box drawers, add MM FL...\$90 each. Locks N/A for glass doors.

Note: H11 & H14 handles do not fit 60"W buffet credenzas.

maverick complete

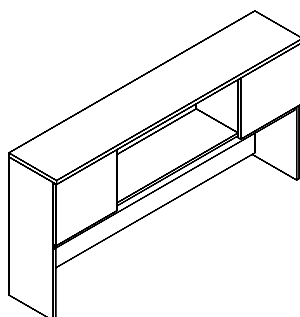
Hutches



Hutch Four Doors with Fascia (18" below Fascia)

Model#	Depth	Width	Height	# Doors	Weight	Cube	Price
☞ MCH48WD	14"	48"	36"	4	130	14	\$1,333
☞ MCH60WD	14"	60"	36"	4	155	18	\$1,426
☞ MCH66WD	14"	66"	36"	4	167	20	\$1,539
☞ MCH72WD	14"	72"	36"	4	179	21	\$1,574
☞ Glass Doors MCH72WG	14"	72"	36"	4	179	21	\$2,175

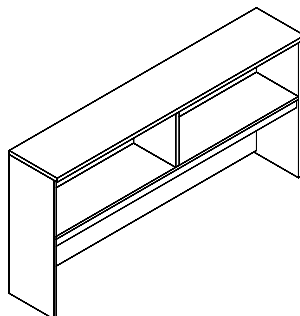
Optional face locks (2 locks required), add MM FL...\$90 each. Locks N/A for glass doors.
 May be upgraded to 42" height, add MMUHH...\$203. Add tasklights and tackboards, see p. 92.
 Ends are 3/4" thick; doors overlay legs but are inset to the 1"-thick top.
 35lb. weight capacity distributed evenly.



Hutch, Left and Right Door, Center Opening with Fascia (18" below Fascia)

Model#	Depth	Width	Height	# Doors	Weight	Cube	Price
MCH60W2D	14"	60"	36"	2	140	18	\$1,305
MCH66W2D	14"	66"	36"	2	152	20	\$1,368
MCH72W2D	14"	72"	36"	2	164	21	\$1,426

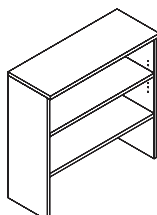
Optional face locks (2 locks required), add MM FL...\$90 each. Doors are same width as open space.
 May be upgraded to 42" height, add MMUHH...\$203. Add tasklights and tackboards, see p. 92.
 Ends are 3/4" thick; doors overlay legs but are inset to the 1"-thick top.
 35lb. weight capacity distributed evenly.



Hutch No Doors with Fascia (18" below Fascia)

Model#	Depth	Width	Height	Weight	Cube	Price
☞ MCH48ND	14"	48"	36"	115	14	\$1,004
☞ MCH60ND	14"	60"	36"	135	18	\$1,037
☞ MCH66ND	14"	66"	36"	148	20	\$1,116
☞ MCH72ND	14"	72"	36"	160	21	\$1,219

May be upgraded to 42" height, add MMUHH...\$203. Add tasklights, fascia and tackboards, see p. 92.
 Ends are 3/4" thick; doors overlay legs but are inset to the 1"-thick top.
 35lb. weight capacity distributed evenly.



Bookcase Hutch, Full Back Panel

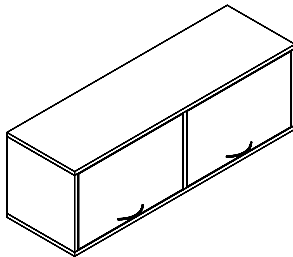
(One adjustable shelf, One fixed shelf, 1"-thick shelves) Bottom Clearance 12"H

Model#	Depth	Width	Height#	Shelves	Weight	Cube	Price
MCBCH31	14"	31"	36"	2	72	11	\$496
☞ MCBCH	14"	36"	36"	2	72	11	\$520

May be upgraded to 42" height, add MMUHH...\$203. 12"H Bottom clearance does not change. See p. 92.
 Ends are 3/4" thick; legs are inset to the 1"-thick top. Width coordinates with lateral files and utility cabinets.
 35lb. weight capacity distributed evenly.

NOTE: If hutch is placed on L-unit return, 1/2 leg support is required, add MMSPT \$130

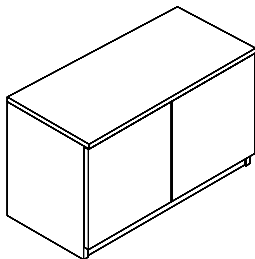
Wall Mount Cabinets



Wall Mount Overhead Cabinet With Flip Doors, H3B handles
(35lb. weight capacity)

Model#	Depth	Width	Height	# of Doors	Weight	Cube	Price
MCCFOHB30	14 3/4"	30"	16"	1	110	7	\$953
MCCFOHB36	14 3/4"	36"	16"	1	110	7	\$1,076
MCCFOHB48	14 3/4"	48"	16"	2	110	7	\$1,286

Optional locks (two required on 48"W) add MMFL...\$90 each.
Requires professional installation and must be mounted to wall stud.
35lb. weight capacity distributed evenly.

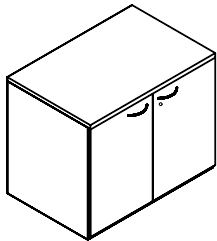


Wall Mount Overhead Cabinet with Hinged Door Overlay, Finger pull, Fascia
(35lb. weight capacity)

Model#	Depth	Width	Height	# of Doors	Weight	Cube	Price
MCCFOHD30	14 3/4"	30"	18 1/2"	2	110	7	\$911
MCCFOHD36	14 3/4"	36"	18 1/2"	2	110	7	\$936
MCCFOHD42	14 3/4"	42"	18 1/2"	2	120	9	\$1,075
MCCFOHD48	14 3/4"	48"	18 1/2"	4	120	9	\$1,108

* Wall mount overhead storage includes fascia. Optional handles may be added, see p. 94.
Optional face lock (two required on 42"W and 48"W) MMFL add...\$90 each.
Requires professional installation and must be mounted to wall stud.
35lb. weight capacity distributed evenly.

Storage



Hinged Door Utility Cabinet (H3B handle, one 3/4"-thick adjustable shelf, lock)

Model#	Depth	Width	Height	Weight	Cube	Price
MCHDC2036	20"	36"	29"	115	13	\$1,029
MCHDC2042	20"	42"	29"	165	15	\$1,082
MCHDC2436	24"	36"	29"	175	15	\$1,169
MCHDC2442	24"	42"	29"	180	18	\$1,257
MCHDC2436G	24"	36"	29"	175	18	\$1,447

Glass Doors

Width coordinates with bookcase hutch. Locks N/A for Glass doors.
Note: MCHDC2436G handles are installed vertically.



Single Storage Cabinet, Right Door (Three adjustable shelves, H3B handles, lock)

Model#	Depth	Width	Height	Weight	Cube	Price
MCSTS1665R	20"	16"	65"	185	12	\$1,240

Adjustable shelves are 3/4"-thick.



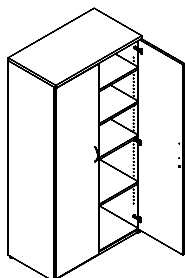
Single Storage Cabinet, Left Door (Three adjustable shelves, H3B handles, lock)

Model#	Depth	Width	Height	Weight	Cube	Price
MCSTS1665L	20"	16"	65"	185	12	\$1,240

Adjustable shelves are 3/4"-thick.

maverick complete

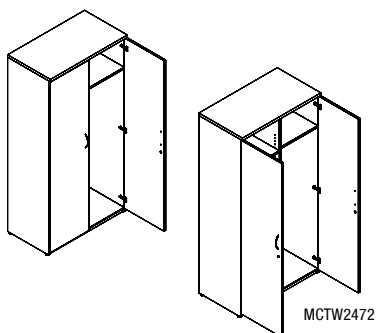
Storage



Double Storage Cabinet (Adjustable shelves, H3B handles, lock)

Model#	Depth	Width	Height	# Shelves	Weight	Cube	Price
MCST3642	20"	36"	42"	2	208	18	\$1,385
MCST3665	20"	36"	65"	3	290	27	\$1,861
MCST3672	20"	36"	72"	4	370	30	\$2,083
MCST3684	20"	36"	84"	5	298	35	\$2,337
MCST243665	24"	36"	65"	3	290	27	\$2,061
MCST243672	24"	36"	72"	4	370	30	\$2,262

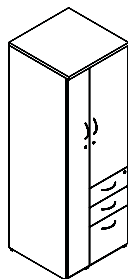
Adjustable shelves are 3/4"-thick.
 Cabinets 60"H & higher are made with required fixed shelf for locking.
 Note: Cabinets 42"H are standard with horizontal handles.



Wardrobe Cabinet (H3B handles, coat rack, one fixed shelf, 1-lock)

Model#	Depth	Width	Height	Weight	Cube	Price
MCWC3665	24"	36"	65"	309	33	\$1,631
MCWC3672	24"	36"	72"	325	36	\$1,879
MCTW2472	24"	36"	72"	286	36	\$2,451

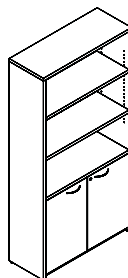
MCTW2472 Includes: Left 4-adjustable shelves 3/4"-thick, right wardrobe, 2 locks.



Personal Storage Cabinet Right Door, 2 adjustable shelves and BBF, Left Long Door 2 adjustable shelves 3/4"-thick. (H3B handles, 3 face locks)

Model#	Depth	Width	Height	Weight	Cube	Price
MCWCP2465	24"	24"	65"	309	22	\$2,662
MCWCP2472	24"	24"	72"	325	24	\$2,850

Coat rack in long door compartment. Both doors face lock, pedestal face lock.
 For right Long door and left BBF must specify N/C.



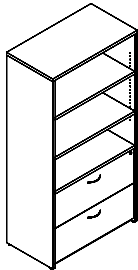
Bookcase with Storage Cabinet (H3B handles, lock, 1"-thick adjustable shelves)

Model#	Depth	Width	Height	# Shelves	Weight	Cube	Price
MCBCD3660	14"	36"	60"	2	135	18	\$1,491
MCBCD3672	14"	36"	72"	3	145	21	\$1,540
MCBCD3684	14"	36"	84"	4	155	25	\$1,758

Adjustable shelf inside doors are 3/4"-thick.

maverick complete

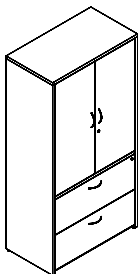
Storage



Bookcase with 36" Wide Lateral File (Adjustable shelves, H3B handles, lock)

Model#	Depth	Width	Height	# Shelves	Weight	Cube	Price
MCBCLF3660	20"	36 1/2"	60"	1	224	25	\$1,901
MCBCLF3672	20"	36 1/2"	72"	2	260	30	\$1,996
MCBCLF3684	20"	36 1/2"	84"	3	281	35	\$2,195

Adjustable shelves are 1"-thick.

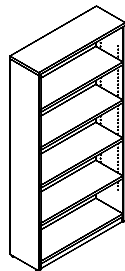


Bookcase with 36" Wide Lateral File & Doors (Adjustable shelves, H3B handles, 2 locks)

Model#	Depth	Width	Height	# Shelves	Weight	Cube	Price
MCBCLF3672WD	20"	36 1/2"	72"	2	300	30	\$2,532
MCBCLF3684WD	20"	36 1/2"	84"	3	331	35	\$2,807

Adjustable shelves are 1"-thick.

Bookcases



Bookcase (1"-thick adjustable shelves)

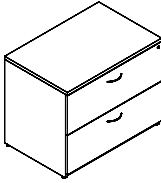
Model#	Depth	Width	Height	# Shelves	Weight	Cube	Price
☞ MCBC3630	12"	36"	29"	1	61	18	\$502
☞ MCBC3648	12"	36"	48"	2	86	12	\$676
☞ MCBC3660	12"	36"	60"	3	107	15	\$813
☞ MCBC3665	12"	36"	65"	3	111	17	\$848
☞ MCBC3672	12"	36"	72"	4	128	18	\$881
☞ MCBC3684	12"	36"	84"	5	137	21	\$1,101

For additional adjustable shelf, add MMSH1 \$130 ea. Includes 4-pins per shelf. Adjustable shelves recommended weight is 20 lbs each, distributed evenly.

maverick complete

Files

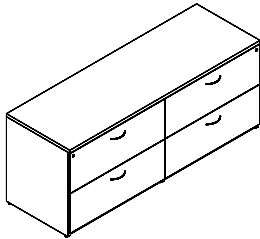
(All drawers are 16"D except vertical files)



2-Drawer Lateral File (H3B handles, lock) Anti-Tip Interlock

Model#	Depth	Width	Height	Weight	Cube	Price
MCLF2031	20"	31"	29"	135	11	\$1,229
MCLF2431	24"	31"	29"	147	13	\$1,259
☞ MCLF202	20"	36"	29"	160	13	\$1,259
☞ MCLF242	24"	36"	29"	176	15	\$1,313

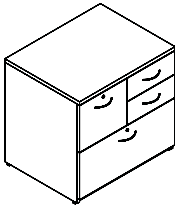
Includes Anti-Tip Interlock.



4-Drawer Double Lateral File (H3B handles, 2 locks) 2 Anti-Tip Interlock

Model#	Depth	Width	Height	Weight	Cube	Price
MCLF202+2	20"	72"	29"	330	25	\$2,607
MCLF242+2	24"	72"	29"	335	30	\$2,703

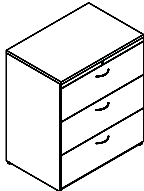
Includes 2 Anti-Tip Interlocks.



Personal Lateral File 31" W (H3B handles, 2 locks)

Model#	Depth	Width	Height	Weight	Cube	Price
MCPLF20	20"	31"	29"	189	11	\$1,295
MCPLF24	24"	31"	29"	205	13	\$1,353


Box drawers do not lock. If ordered APH1 handles (1) lock is standard.



3-Drawer Lateral File (H3B handles, lock) Anti-Tip Interlock

Model#	Depth	Width	Height	Weight	Cube	Price
2⊗ MCLF203	20"	36"	43"	240	18	\$1,976
2⊗ MCLF243	24"	36"	43"	264	22	\$2,054

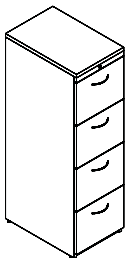
REQUIRES 2⊗ LEAD TIME.



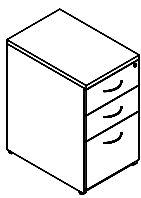
4-Drawer Lateral File (H3B handles, lock) Anti-Tip Interlock

Model#	Depth	Width	Height	Weight	Cube	Price
2⊗ MCLF204	20"	36"	55"	330	23	\$2,529
2⊗ MCLF244	24"	36"	55"	335	28	\$2,643

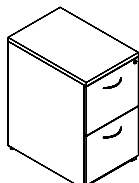
REQUIRES 2⊗ LEAD TIME.



MCVF4



MCVFC



MCVF2

Vertical Files (H3B handles, lock)

Model#	Depth	Width	Height	20"D Drawers	Weight	Cube	Price
☞ MCVF2	24"	16"	29"	2	160	7	\$896
☞ MCVFC	24"	16"	29"	3	160	7	\$983
MCVF2LGL	24"	19"	29"	2	172	8	\$1,010
2⊗ MCVF4	24"	16"	55"	4	180	7	\$1,876
2⊗ MCVF4LGL	24"	19"	55"	4	190	8	\$2,027

4 Drawer vertical files require 2⊗ LEAD TIME.
Anti-tip interlock is standard on 4-drawer vertical files only.

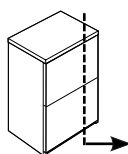
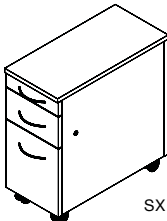
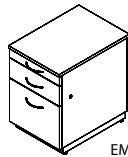
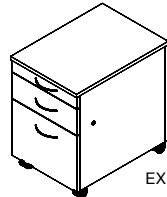
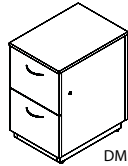
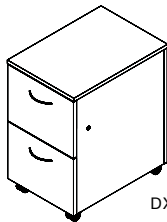
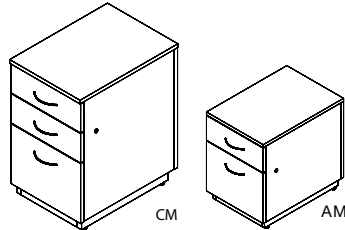
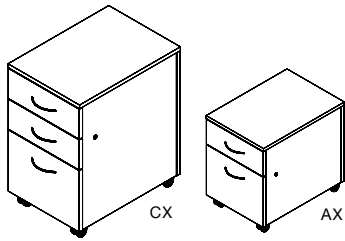
NOTE: All files recommended capacity is 75%, do not overload.

See available accessories and upgrades, pp. 93-97.

maverick complete

Pedestals - Freestanding

NOTE: Pedestals below cannot be used for Apex series.
Email us for quote.



Mobile Pedestal, Box/Box/File or Box/File with Casters (H3B handles, Right lock)

Model#	Depth	Width	Height	Drawer Depth	Weight	Cube	Price
MCPEDAX	23"	16"	22"	20	56	5	\$803
MCPEDAX20	19"	16"	22"	16	56	5	\$787
MCPEDCX	23"	16"	27 5/8"	20	90	6	\$965
MCPEDCX20	19"	16"	27 5/8"	16	80	6	\$950

Pedestal, Box/Box/File or Box File with Kickbase 2 1/2" H. (H3B handles, Right lock)

Model#	Depth	Width	Height	Drawer Depth	Weight	Cube	Price
MCPEDAM	23"	16"	22"	20	50	4	\$803
MCPEDAM20	19"	16"	22"	16	50	4	\$787
MCPEDCM	23"	16"	27 5/8"	20	90	6	\$965
MCPEDCM20	19"	16"	27 5/8"	16	80	6	\$950

1 convenience tray (MM BPT) is provided for BBF. 1 file bar is provided. Fully finished, letter size.

Mobile Pedestal, File/File with Casters (H3B handles, Right lock)

Model#	Depth	Width	Height	Drawer Depth	Weight	Cube	Price
MCPEDDX	23"	16"	27 5/8"	20	90	6	\$926
MCPEDDX20	19"	16"	27 5/8"	16	80	6	\$908

Pedestal, File/File with Kickbase 2 1/2" H. (H3B handles, Right lock)

Model#	Depth	Width	Height	Drawer Depth	Weight	Cube	Price
MCPEDDM	23"	16"	27 5/8"	20	90	6	\$926
MCPEDDM20	19"	16"	27 5/8"	16	80	6	\$908

2 file bars are provided. Fully finished, letter size.

Mobile Pedestal, Pencil/Box/File with Casters (H3B handles, Right lock)

Model#	Depth	Width	Height	Drawer Depth	Weight	Cube	Price
MCPEDEX	23"	16"	24"	20	90	6	\$965
MCPEDEX20	19"	16"	24"	16	80	6	\$950

Pedestal, Pencil/Box/File with Kickbase 2 1/2" H. (H3B handles, Right lock)

Model#	Depth	Width	Height	Drawer Depth	Weight	Cube	Price
MCPEDEM	23"	16"	24"	20	90	6	\$965
MCPEDEM20	19"	16"	24"	16	80	6	\$950

Locks box/file only. 1 file bar provided. Fully finished, letter size.

Slim Mobile Pedestal Pencil/Box/File (H3B handles, Right lock)

Model#	Depth	Width	Height	Drawer Depth	Weight	Cube	Price
MCPEDSX	23"	10 1/2"	24"	20"	90	5	\$965
MCPEDSX20	19"	10 1/2"	24"	16"	80	5	\$950

1 file bar provided. Fully finished, letter size. H11 & H14 handles do not fit. Legal width N/A. Locks box/file only.

Upgrade Pedestals from Standard Width to Legal Width

Model#	Depth	Width	Height	Weight	Cube	Price
MMUPEDLGL	no change	19"	no change	128	8	\$114

Depth and height does not change. Option to upgrade is available for all pedestals above. Upgrade N/A for Slim Mobile Pedestal.

NOTE: Maverick East only, face lock location is standard.

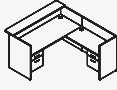
See available accessories and upgrades, pp. 93-97.

Statement of Line

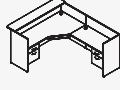
RECEPTION



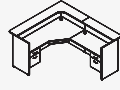
Reception - Single Ped
Single ped, desk only transaction
(RCAS)



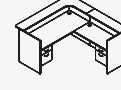
Reception - "L" Shape
Desk transaction counter only
(RCAX)



Reception - "L" Shape Computer
Desk transaction counter only
(RCDX)



Reception - "L" Shape
Transaction counter on desk & return
(RCAL)



Reception - "L" Shape Computer
Transaction counter on desk & return
(RCDL)



Reception - Double Ped
Desk transaction Counter
(RCAD)

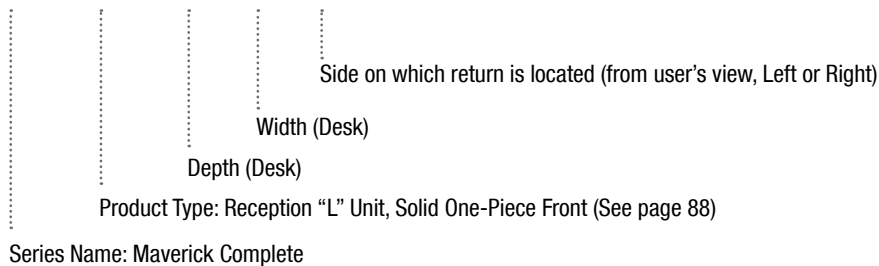
NOTES:

- Before ordering, ensure that the building and room access, including elevators, will accommodate furniture of this size. Use of pin-and-cam construction does facilitate some disassembly.
- Details of front transaction counter vary by series as do pedestals.
- Handles and locks standards vary by series.

How to Order Reception Units

WORKSURFACE UNITS: RECEPTION UNITS

1. Product number: **MC** **RCAL** **36** **72** **L**



2. Specify worksurface color. Matching color edge and counter top is standard.
3. Specify counter top color. Matching color edge is standard.
4. Specify chassis color. Matching color edge is standard. Modesty color same as chassis is standard.
5. Specify drawer front color. Matching color edge is standard. For two colors, add \$114 list.
6. Specify handle option. H3B is standard if none specified. (Handles H11, H30, & APH1 charges apply)
7. Specify other accessories and upgrade options. See page 93-97.

STANDARD HANDLE OPTIONS

H3B is standard unless otherwise specified.



Crescent Black
(MMH3B)



Crescent Silver
(MMH3S)



Elliptical Black
(MMH5B)



Elliptical Silver
(MMH5S)



Crescent Textured Nickel
(MMH6)



Flared Nickel
(MMH7)



Bow Handle
(MMH8)



Curved Handle
(MMH9)



Bar Square Handle
(MMH10B)



Bar Square Handle
(MMH10S)



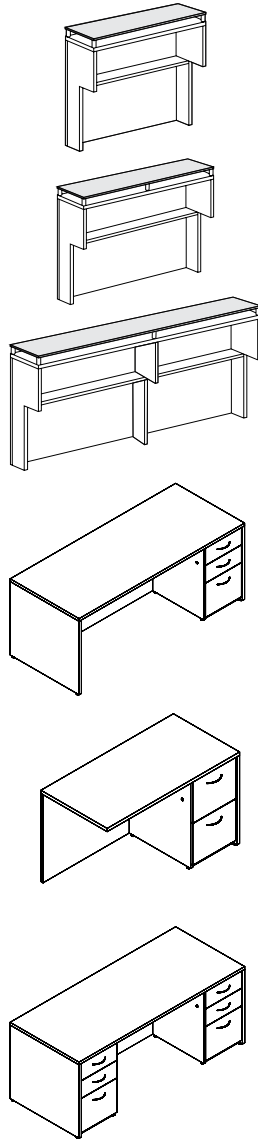
Bar Handle
(MMH14)



GROMMET

Black grommet standard where shown. Upgrade to silver color, N/C.

Risers, Desks and Returns



Riser Clear glass counter top, 4 aluminum spacers

Model#	Depth	Width	Height	Weight	Cube	Price
MCRB3632G	12"	36"	32"	89	16	\$1,712

Riser Clear glass counter top, 6 aluminum spacers

Model#	Depth	Width	Height	Weight	Cube	Price
MCRB4832G	12"	48"	32"	89	17	\$1,954

Riser Clear glass counter top, center leg support, 6 aluminum spacers

Model#	Depth	Width	Height	Weight	Cube	Price
MCRB6032G	12"	60"	32"	92	20	\$2,443
MCRB7232G	12"	72"	32"	124	24	\$2,916

Single Pedestal Desk Flush Full Modesty Panel, Box/Box/File
(Specify left or right, H3B handles, lock)

Model#	Depth	Width	Height	Weight	Cube	Price
MCRSC3060R	30"	60"	29"	224	32	\$1,804
MCRSC3060L	30"	60"	29"	224	32	\$1,804
MCRSC3072R	30"	72"	29"	267	45	\$1,943
MCRSC3072L	30"	72"	29"	267	45	\$1,943

Return Full Modesty Panel, File/File (Specify left or right, H3B handles, lock)

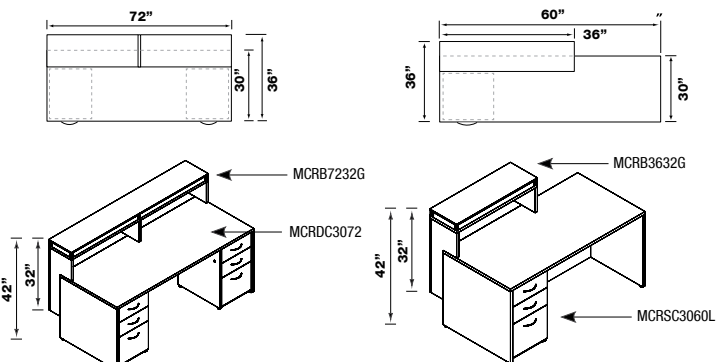
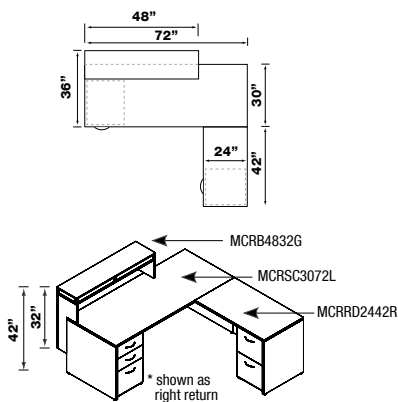
Model#	Depth	Width	Height	Weight	Cube	Price
MCRRD2042R	20"	42"	29"	125	15	\$1,636
MCRRD2042L	20"	42"	29"	125	15	\$1,636
MCRRD2048R	20"	48"	29"	150	17	\$1,655
MCRRD2048L	20"	48"	29"	150	17	\$1,655
MCRRD2442R	24"	42"	29"	150	18	\$1,748
MCRRD2442L	24"	42"	29"	150	18	\$1,748
MCRRD2448R	24"	48"	29"	160	20	\$1,784
MCRRD2448L	24"	48"	29"	160	20	\$1,784

Double Pedestal Desk, Flush Full Modesty Panel, Left and Right Box/Box/File
(H3B handles, 2 locks)

Model#	Depth	Width	Height	Weight	Cube	Price
MCRDC3072	30"	72"	29"	314	38	\$2,556
MCRDC3672	36"	72"	29"	337	45	\$2,573

Notes for risers, desks and returns:

- Flush modesty panel on desk. Pedestals on desks and returns are full to floor.
- Desks & Returns are designed (pin & cam) to accept risers. Risers add 6" to overall depth.
- Risers can be placed on desks of same width or longer width. For longer width, specify left or right.
- For Risers smaller than desk width: Must specify riser placement left or right side.
- **REQUIRES 4-WEEK LEAD TIME.**

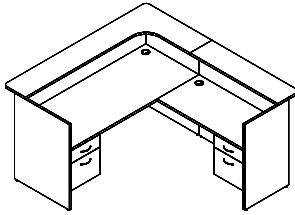


NOTE: Risers are designed for the style of desks and returns on this page. Specify user left or right side riser placement.

maverick complete

Reception Units L-Shapes (Desk and Return with Transaction Counter Top)

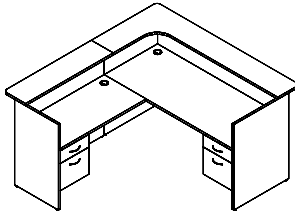
NOTE: Before ordering, ensure that the building and room access, including elevators, will accommodate furniture of this size. Use of pin-and-cam construction does facilitate some reassembly. Upgrade to Full Pedestals, See page 90.



Reception "L" Unit, Solid One-Piece Front, Right Return 24" x 48"
(2 locks, H3B handles, 2 grommets)

Model#	Depth	Width	Height	Weight	Cube	Price
*MRCAL3060R	72"	66"	42"	400	92	\$3,659
MRCAL3072R	84"	78"	42"	435	104	\$3,913
MRCAL3672R	90"	78"	42"	439	115	\$4,059
MRCAL3684R	90"	90"	42"	522	127	\$4,395

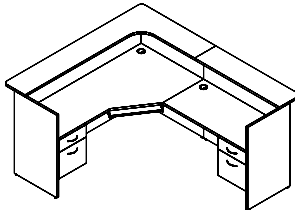
Counter top is 12" deep. Counter top approach overhang is 6". Worksurface black grommets standard. Fan top on approach side of desk counter may be specified at no upcharge, insert F before C (e.g. MCRFCAL3060R). Transaction counter to desktop clearance is 11 3/4". Upgrade grommet cover to silver, N/C.
*MRCAL3060R comes with a 20"x36" right return.



Reception "L" Unit, Solid One-Piece Front, Left Return 24" x 48"
(2 locks, H3B handles, 2 grommets)

Model#	Depth	Width	Height	Weight	Cube	Price
*MRCAL3060L	72"	66"	42"	400	92	\$3,659
MRCAL3072L	84"	78"	42"	435	104	\$3,913
MRCAL3672L	90"	78"	42"	439	115	\$4,059
MRCAL3684L	90"	90"	42"	522	127	\$4,395

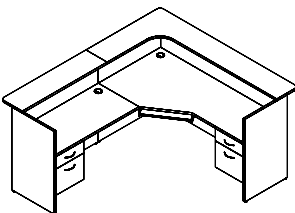
Counter top is 12" deep. Counter top approach overhang is 6". Worksurface black grommets standard. Fan top on approach side of desk counter may be specified at no upcharge, insert F before C (e.g. MCRFCAL3060L). Transaction counter to desktop clearance is 11 3/4". Upgrade grommet cover to silver, N/C.
*MRCAL3060L comes with a 20"x36" left return.



Computer Reception "L" Unit, Solid One-Piece Front, Right Return 24" x 48"
(2 locks, H3B handles, 2 grommets)

Model#	Depth	Width	Height	Weight	Cube	Price
MRCSDL3672R	90"	78"	42"	435	88	\$4,059

Counter top is 12" deep. Counter top approach overhang is 6". Worksurface black grommets and keyboard tray standard. Fan top to approach side of desk counter may be specified at no upcharge, insert F before C (e.g. MCRFCSDL3672R). Transaction counter to desktop clearance is 11 3/4". Upgrade grommet cover to silver, N/C.



Computer Reception "L" Unit, Solid One-Piece Front, Left Return 24" x 48"
(2 locks, H3B handles, 2 grommets)

Model#	Depth	Width	Height	Weight	Cube	Price
MRCSDL3672L	90"	78"	42"	435	88	\$4,059

Counter top is 12" deep. Counter top approach overhang is 6". Worksurface black grommets and keyboard tray standard. Fan top to approach side of desk counter may be specified at no upcharge, insert F before C (e.g. MCRFCSDL3672L). Transaction counter to desktop clearance is 11 3/4". Upgrade grommet cover to silver, N/C.

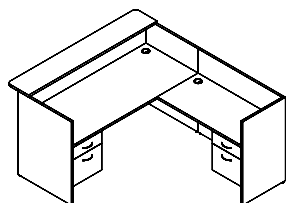
Notes on standard woodgrain directions:

- The one-piece vertical front on the desk of the unit will display the woodgrain running horizontally (except 60")
- On other vertical surfaces, the woodgrain runs vertically
- Worksurface woodgrain on desk runs left-to-right
- The return worksurface grain direction coordinates with the desk surface, running from user's side to the approach side
- Transaction counter woodgrain runs the same direction as the worksurface woodgrain

See available accessories and upgrades, p. 91, pp. 93-97.

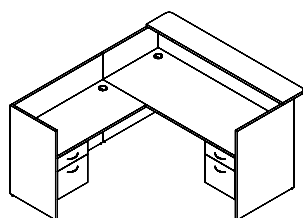
Reception Units L-Shapes and Reception Desks (Desk-Only Transaction with Counter Top)

NOTE: Before ordering, ensure that the building and room access, including elevators, will accommodate furniture of this size. Use of pin-and-cam construction does facilitate some reassembly. Upgrade to Full Pedestals, See page 90.



Reception "L" Unit, Solid One-Piece Front, Right Return 24" x 48"*
(Desk only with counter top, 2 locks, H3B handles, 2 grommets)

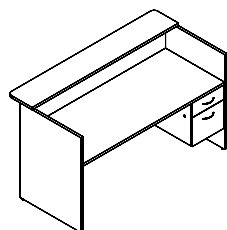
Model#	Depth	Width	Height	Weight	Cube	Price
MCRCA3060R*	72"	60"	42"	390	92	\$3,436
MCRCA3072R	84"	72"	42"	425	92	\$3,634
MCRCA3672R	90"	72"	42"	430	92	\$4,006



Reception "L" Unit, Solid One-Piece Front, Left Return 24" x 48"*
(Desk only with counter top, 2 locks, H3B handles, 2 grommets)

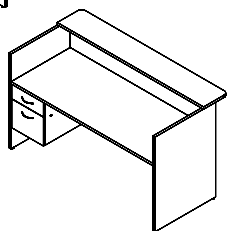
Model#	Depth	Width	Height	Weight	Cube	Price
MCRCA3060L*	72"	60"	42"	390	92	\$3,436
MCRCA3072L	84"	72"	42"	425	92	\$3,634
MCRCA3672L	90"	72"	42"	430	92	\$4,006

Counter top is 12" deep. Counter top approach overhang is 6". Worksurface black grommets standard. Fan top on approach side of desk counter may be specified at no upcharge, insert F before C (e.g. MCRFCAX3060R) Transaction counter to desktop clearance is 11 3/4". *MMRCA3060 comes with a 20"x 36" return. Upgrade grommet cover to silver, N/C.



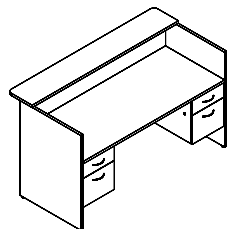
Reception Single Pedestal Desk, BF Right
(Desk only with counter top, lock, H3B handles, left grommet)

Model#	Depth	Width	Height	Weight	Cube	Price
MRCAS3060R	36"	60"	42"	232	53	\$2,236
MRCAS3072R	36"	72"	42"	250	63	\$2,336



Reception Single Pedestal Desk, BF Left
(Desk only with counter top, lock, H3B handles, right grommet)

Model#	Depth	Width	Height	Weight	Cube	Price
MRCAS3060L	36"	60"	42"	232	53	\$2,236
MRCAS3072L	36"	72"	42"	250	63	\$2,336



Reception Double Pedestal Desk, Left & Right BF
(Desk only with counter top, H3B handles, 2 locks, no grommet)

Model#	Depth	Width	Height	Weight	Cube	Price
MRCAD3072	36"	72"	42"	250	63	\$2,775

Counter top is 12" deep. Counter top approach overhang is 6". Worksurface black grommets standard. Fan top on approach side of desk counter may be specified at no upcharge, insert F before C (e.g. MCRFCAS3060R) Transaction counter to desktop clearance is 11 3/4". Upgrade grommet cover to silver, N/C.

Notes on standard woodgrain directions:

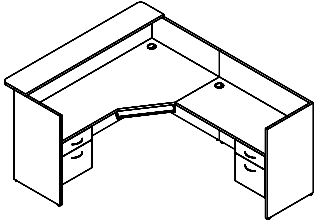
- The one-piece vertical front on the desk of the unit will display the woodgrain running horizontally (except 60")
- On other vertical surfaces, the woodgrain runs vertically
- Worksurface woodgrain on desk runs left-to-right
- The return worksurface grain direction coordinates with the desk surface, running from user's side to the approach side
- Transaction counter woodgrain runs the same direction as the worksurface woodgrain

See available accessories and upgrades, p. 91, pp. 93-97.

maverick complete

Reception Units Computer L-Shapes Desks & Return (Desk-Only Transaction with Counter Top)

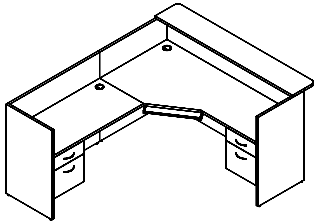
NOTE: Before ordering, ensure that the building and room access, including elevators, will accommodate furniture of this size. Use of pin-and-cam construction does facilitate some reassembly. Upgrade to Full Pedestals, See below.



Computer Reception "L" Unit, Solid One-Piece Front, Right Return 24" x 48"
(Desk only with counter top, 2 locks, H3B handles, 2 grommets)

Model#	Depth	Width	Height	Weight	Cube	Price
MCRCDX3672R	90"	72"	42"	425	88	\$3,634


Counter top is 12" deep. Counter top approach overhang is 6". Worksurface black grommets and keyboard tray standard. Fan top on approach side of desk counter may be specified at no upcharge, insert F before C (e.g. MCRFCDX3672R). Desk counter only. Transaction counter-to-desktop clearance is 11 3/4". Upgrade grommet cover to silver, N/C.



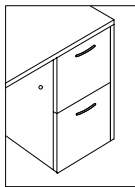
Computer Reception "L" Unit, Solid One-Piece Front, Left Return 24" x 48"
(Desk only with counter top, 2 locks, H3B handles, 2 grommets)

Model#	Depth	Width	Height	Weight	Cube	Price
MCRCDX3672L	90"	72"	42"	425	88	\$3,634

Counter top is 12" deep. Counter top approach overhang is 6". Worksurface black grommets and keyboard tray standard. Fan top on approach side of desk counter may be specified at no upcharge, insert F before C (e.g. MCRFCDX3672L). Desk counter only. Transaction counter-to-desktop clearance is 11 3/4". Upgrade grommet cover to silver, N/C.



MCUPEDC



MCUPEDD

Upgrade to Full Pedestals (Pedestal upgrade for receptions only, H3B handles, lock)

Model#	Depth	Width	Height	Weight	Cube	Price
MCUPEDC	19"	15 3/4"	25 3/16"	75	6	\$345 ea.
	(Upgrade from BF to BBF)					
MCUPEDD	19"	15 3/4"	25 3/16"	75	6	\$297 ea.
	(Upgrade from BF to FF)					

Full Pedestal to floor.

Notes on standard woodgrain directions:

- The one-piece vertical front on the desk of the unit will display the woodgrain running horizontally (except 60")
- On other vertical surfaces, the woodgrain runs vertically
- Worksurface woodgrain on desk runs left-to-right
- The return worksurface grain direction coordinates with the desk surface, running from user's side to the approach side
- Transaction counter woodgrain runs the same direction as the worksurface woodgrain

maverick complete

STANDARD HANDLE OPTIONS FOR RECEPTION UNITS

H3B is standard if none specified.



Crescent Black
(MMH3B)



Crescent Silver
(MMH3S)



Elliptical Black
(MMH5B)



Elliptical Silver
(MMH5S)



Crescent Textured Nickel
(MMH6)



Flared Nickel
(MMH7)



Bow Handle
(MMH8)



Curved Handle
(MMH9)



Bar Square Handle
(MMH10B)



Bar Square Handle
(MMH10S)

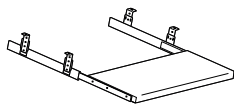


Bar Handle
(MMH14)



Upgrade Grommet Color from Standard Black to Silver

Model#	Color	Depth	Width	Surface Hole Diameter	Price
MMUGR234	Silver Plastic	3"	3"	2 3/4"	No Charge

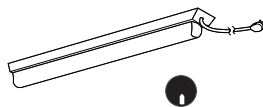


Keyboard Tray, Rollout (Specify laminate color)

Model#	Depth	Width	Height	Weight	Cube	Price
MMKB	16"	21"	3"	10	.5	\$156

maverick complete

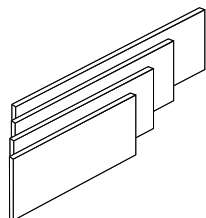
Upgrades and Accessories for Hutches



Tasklight (Black, one light only) One Grommet on Hutch Back Panel

Model#	Depth	Width	Height	Weight	Cube	Price
MCTSKLTX	7/8"	24 1/2"	1 7/8"	2	.1	\$278

72" hutch takes 2 lights. For extra tasklight add MMTSKLT \$222.



Hutch Tackboards

Model#	Depth	Width	Height	Hutch Width	Weight	Cube	Price
MMTKBD30	1/2"	30"	14 1/4"	36"	9	.5	\$449
MMTKBD36	1/2"	36"	14 1/4"	42"	9	.5	\$467
MMTKBD42	1/2"	42"	14 1/4"	48"	12	.6	\$483
MMTKBD48	1/2"	48"	14 1/4"	54"	12	.6	\$520
MMTKBD54	1/2"	54"	14 1/4"	60"	15	.7	\$553
MMTKBD60	1/2"	60"	14 1/4"	66"	17	.8	\$587
MMTKBD66	1/2"	66"	14 1/4"	72"	19	1	\$628
MMTKBD72	1/2"	72"	14 1/4"	78"	21	1	\$767

For fabric color choice, see inside back cover. For Underground Fabric add 25%
For COM fabric, add \$190 list each tackboard. Required yardage to be provided by customer.

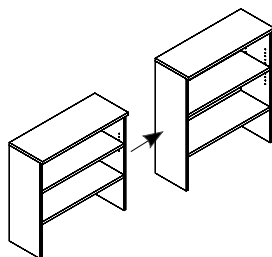
Fabric Chart (Uses Guilford of Maine)

STANDARD FABRICS

Tempest 2120...Zebra 015, Silk 045 **Sprite 2671**...Snow 7040, Linen 7010
Anchorage 2335...Sunshine 2082, Waterfall 2691, Green Apple 2087, Aubergine 2036,
 Goose 2049, Onyx 2016, Red Delicious 2014
Metro 3077...Storefront 030, Skyscraper 022 **Cape Cod 3073**...Linen 7031, Surf 7062
Metallation 5118...Chrome 1676, Polished Pewter 1678
Cadence 5595...Jade 1441, Turquoise 1442, Opal 1432, Sapphire 1443, Coral 1437

25% UPCHARGE*

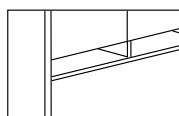
* **Underground 2967**...Champagne 010, Tangerine 070, Azure 050, Ocean 041, Pepper 030, Earth 061



Upgrade Hutch Height from 36"H to 42"H

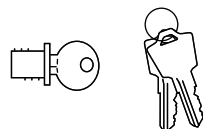
Model#	Depth	Width	Height	Weight	Cube	Price
MMUHH						\$203

Hutches: Doors or shelves do not change, bottom clearance increases by 6".
 Bookcase hutch: 12"H bottom clearance does not change.



Hutch Mail Slots (Paper manager) (Decreases clearance under shelf by 5")

Model#	Depth	Width	Height	Weight	Cube	Price
MMHMS	12"	varies	4 3/4"	varies	varies	\$262



Face Lock for Hutch Doors

Model#	Depth	Width	Height	Weight	Cube	Price
MMFL						\$ 90

1 per set of 2 doors. Hutch with 4 doors takes 2 locks. Locks N/A for Glass Doors.

Upgrade and Accessories

STANDARD HANDLE OPTIONS

H3B is standard if none specified.



Crescent Black
(MMH3B)



Crescent Silver
(MMH3S)



Elliptical Black
(MMH5B)



Elliptical Silver
(MMH5S)



Crescent Textured Nickel
(MMH6)



Flared Nickel
(MMH7)



Bow Handle
(MMH8)



Curved Handle
(MMH9)



Bar Square Handle
(MMH10B)




Bar Square Handle
(MMH10S)



Bar Handle
(MMH14)

GROMMETS



Grommet

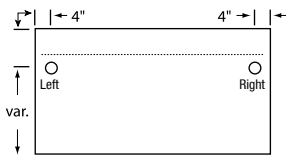
Model#	Color	Depth	Width	Surface Hole Diameter	Price
MMGR234B	Black Plastic	3"	3"	2 3/4"	\$56
MMGR234S	Silver Plastic	3"	3"	2 3/4"	\$56

Grommet Color, Upgrade from Standard Black to Silver

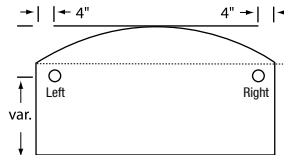
Model#	Color	Depth	Width	Surface Hole Diameter	Price
MMUGR234S	Silver Plastic	3"	3"	2 3/4"	No Charge

GROMMETS LOCATION (Worksurface and modesty)

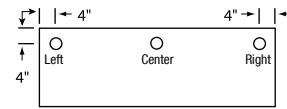
NOTE: While sitting at unit, grommet locations named from left to right.
For grommet location on tops and/or modesty panel specify left, center or right.
No grommets over pedestals.



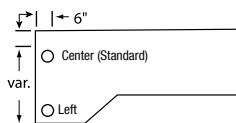
Desks



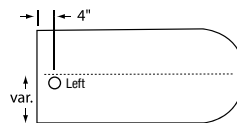
Desks



Credenza, Return,
Bridges



CompuCredenza



Bullets

Note: Black grommets are standard where shown on line drawings.

maverick complete

Accessories and upgrades

Specify standard handle selection at no charge, from H3B-H10B & H14.

For handles H11, H30 and APH1 charges apply, see below.

For handle option H3B-H10B & H14, add \$32/ea, add to Hatches & Wallmount Cabinets.



Crescent Handle, Metal - Black or Silver Finish

Model#	Hole Center	Width	Color	Price
☞ MMH3B	5"	5 3/4"	Black	N/C
☞ MMH3S	5"	5 3/4"	Silver	N/C

Elliptical Handle, Metal - Black or Silver Finish

Model#	Hole Center	Width	Color	Price
☞ MMH5B	5"	6 3/4"	Black	N/C
☞ MMH5S	5"	6 3/4"	Silver	N/C

Crescent Textured Nickel Handle, Metal - Silver Finish

Model#	Hole Center	Width	Price
☞ MMH6	5"	6 1/4"	N/C

Flared Nickel Handle, Metal - Silver Finish

Model#	Hole Center	Width	Price
☞ MMH7	5"	6 1/4"	N/C

Bow Handle, Silver Finish

Model#	Hole Center	Width	Price
☞ MMH8	5"	6 1/8"	N/C

Curved Handle, Silver Finish

Model#	Hole Center	Width	Price
☞ MMH9	5"	6 1/2"	N/C

Bar Square Handle, Black or Silver Finish

Model#	Hole Center	Width	Color	Price
☞ MMH10B	5"	5 3/8"	Black	N/C
☞ MMH10S	5"	5 3/8"	Silver	N/C

Bar Square Handle, Silver Finish

Model#	Hole Center	Width	Price
MMH11	11"	11 3/8"	\$71/ea

MM H11 handles full upgrade charges apply.

Bar Handle, Silver Finish

Model#	Hole Center	Width	Price
☞ MMH14	11"	14"	N/C
MMH30*	27"	30"	\$71/ea.

MM H30* handles DO NOT fit on pedestal drawers or hutch doors. Full upgrade charges apply for MM H30.

Curved Edge Handle, Brushed Aluminum Finish


Model#	Hole Center	Width	Price
APH1	1 5/8"	7 7/8"	\$64/ea.

Extends ☞ lead time. Full upgrade charges apply.

When ordering APH1 handles for personal lateral files (1) lock is standard, locks file and lateral file only.

maverick complete

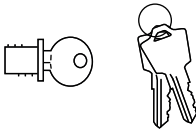
Accessories and Upgrades



Pedestal Lock (Mounted on side of pedestal)

Model#	Description	Price
MMPL	Side pedestal lock	\$90

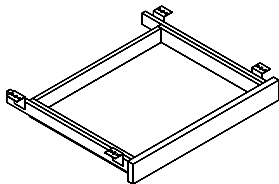
For **freestanding pedestals**, specify left or right side pedestal lock installation. Lock numbers are randomly assigned, key alike must be specify. No charge.



Face Lock

Model#	Description	Price
MMFL	Face lock for TFM doors or center drawers	\$90
MMFFL	Full face lock for pedestals	\$180

MMFL: 1 per set of 2 doors. Hutch with 4 doors requires 2 locks.
MMFFL: For B/F, F/F & BBF Pedestals.
Lock numbers (#101-115) are randomly assigned, key alike must be specify. No charge.



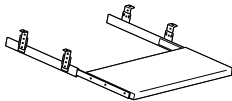
Center Drawer (9-ply birch wood drawer interior, specify front laminate color)

Model#	Depth	Width	Height	Weight	Cube	Price
MMCD	16"	21"	2 1/2"	12	.5	\$170



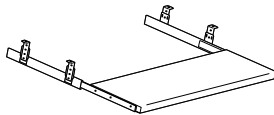
Box Drawer Convenience Tray, Black (Insets to box drawer)

Model#	Depth	Width	Height	Weight	Cube	Price
MMBPT	5 1/2"	12"	1"	1	.5	\$32



Keyboard Tray, Rollout (Specify laminate color)

Model#	Depth	Width	Height	Weight	Cube	Price
MMKB	16"	21"	3"	10	.5	\$156

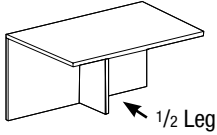


Oversize Keyboard Tray, Rollout (Specify laminate color)

Model#	Depth	Width	Height	Weight	Cube	Price
MMKBGL	16"	28"	3"	12	.5	\$230

maverick complete

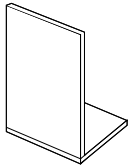
Accessories and Upgrades



Half-Leg Support with Leveler (finished 3 sides)

Model#	Depth	Width	Height	Weight	Cube	Price
MMSPT	12"	1"	28"	11	3	\$130

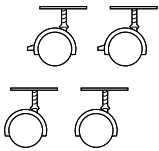
Support leg can also be used to create freestanding returns. Specify freestanding and left or right 1/2" leg. Support leg is required if placing hutch on L-unit return. Add to long pieces for support.



CPU Section (CPU1 for 3/4" Height Ped, CPU2 for Full Height Ped)

Model#	Depth	Width	Height	Weight	Cube	Price
MMCPU1	16"	10"	18 3/4"	15	2	\$130
MMCPU2	16"	10"	27 5/8"	18	3	\$164

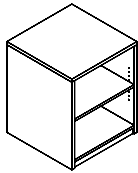
Specify left or right mount. Add to desk, return or credenza.



Casters, Set of Four (Two locking, two non-locking. For stands & HDC only)

Model#	Height	Price
MMCAS	2 1/2"	\$114

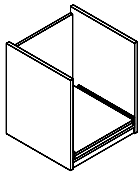
Height does not increase for printer and HDC.



Printer Stand (Adjustable shelf, two back openings)

Model#	Depth	Width	Height	Weight	Cube	Price
MMPS2424	24"	24"	29"	65	10	\$668

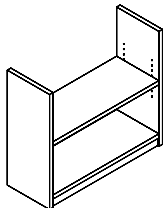
For casters, add MMCAS \$114. Height does not increase.



Printer Shelf with Roll-Out Shelf (Add to desk, return or credenza, each)

Model#	Depth	Width	Height	Weight	Cube	Price
MMPSS	22"	24"	28"	53	10	\$432

Rollout shelf is installed 1" clear from bottom.

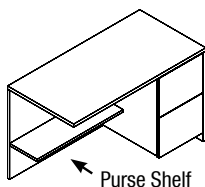


Bookcase Section (One adjustable shelf. Add to bridge or return shell)

Model#	Depth	Width	Height	Weight	Cube	Price
MMBCS	12"	32"	28"	varies	varies	\$301

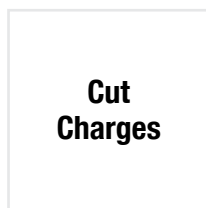
No back panel.

Accessories and Upgrades



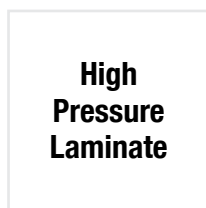
Purse Shelf (Add to desk, return or credenza)						
Model#	Depth	Width	Height	Weight	Cube	Price
MMPS	10"	varies	3/4"	varies	varies	\$130

Installed 17"H below.




Standard Cuts and Reprogramming Charges (Extends lead time)		
Model#	Maverick Complete Only	Price
MMCUT1	1-Cut, Height or Width or Depth, 90° Cut on 90° Pieces	\$114
MMCUT2	2-Cuts, Two Dimensions, 90° Cuts on 90° Pieces	\$179
MMCUT3	Program charge on piece with cut other than 90°	\$179
MMCUT3GR	Program charge grommet removal (each)	\$62

For Maverick Complete cut charges items only. Cut charges vary by product, contact us to verify.



HPL Tops, with Standard Color 2MM Edge Band (Maverick standard colors only. Extends lead time)		
Model#	Standard Maverick Colors (Limited HPL Colors)	Price
MMHPLM	Matte High Pressure Laminate Top Only, 2MM Edge Band	15%

For Maverick HPL colors, see color availability chart.
For custom HPL color laminates, please submit quote. (15% does not apply).
Maverick does not guarantee delamination from sun exposure.



Cartoning Charges (Extends leadtime) Optional		
Model#		Price
MMCAR1	Bubble Wrap (Bubble and shrink wrap around product)	7%
MMCAR2	Packaging (Corner & edge protectors w/bubble & shrink wrap)	10%
MMCAR3	Full Cartoning (Corner & edge protectors w/bubble, shrink wrap & place in carton)	20%
MMCAR4	Pallet Cartoning (Corner & edge protectors w/bubble/shrink wrap, place in carton, strap to pallet)	25%

Cartoning is optional. Maverick product ships blanket wrapped.

vista series



Styling that preserves an elegant presence and provides a full array of storage. Available in our 20 standard colors.

Features

Vista series is standard with full locking pedestals, full modesty panel and grommets on credenzas, bridges and returns. The desk has an arched full modesty panel with the choice of metallic colors. Hutch has overlay doors and arched fascia with paper sorter slots.

Edge Profile



Side View





Product Specifications

Colors

- 20 standard colors are available. Two colors may be specified at no charge.
- See color chart for upcharge information.

Top / Worksurfaces

- 1" TFM (Thermally Fused Melamine) on industrial quality (45 lb.) particleboard.
- 2 mm thermally-fused PVC edge banding.
- Metal-to-metal connection fittings are installed for bridges and returns.
- Wood grain direction on tops of bridges and return runs from user side to approach side to coordinate with main unit tops.

Chassis Construction

- TFM (Thermally Fused Melamine) chassis fastened by screws, steel brackets, and/or concealed fasteners.
- Full pedestal is standard.
- Full height modesty panel is standard on all, with arch accent on all desks and on double-pedestal credenzas.
- Select modesty color from five metallic HPL choices or select chassis-matching or contrasting standard color TFM at no upcharge for most desks.
- 1" -thick end panels on desks and credenzas.
- Visible edges are edged with 2 mm thermally-fused PVC edge banding.
- Adjustable leveling glides on all units designed to set on the floor.
- Hutches for Vista Series are designed to fit Vista Series ONLY and feature full overlay doors, arch fascia and paper slots.
- Product heights are coordinated to facilitate matching at 72 inches.
- Standard woodgrain direction on the modesty of hutches and credenzas is horizontal.

Drawer Interiors

- 9-ply Birch wood drawers

Drawer Suspension, Construction and Doors

- File and box drawers have full-extension, progressive-action slides with precision steel ball bearings.
- Heavy duty file rods in file drawers.
- The overlay drawer fronts and doors are provided with customer's choice of handles standard (except for hutch).
- The overlay doors of the hutch feature a recessed finger pull. Optional handles may be added. See page 116 for prices.
- Each desk is provided with one box drawer convenience tray. See page 117 for optional additional trays for other units.

Cord Management

- Black grommets are standard on worksurface and modesty, computer units, bridges, returns and credenzas. Hutches feature two rectangular black grommets on the back. Silver grommet cover upgrade is available at N/C.
- Optional grommets available, see p. 117.

Locks

- Standard on all except storage credenza, (VSCE2472BSB), and hutches. See optional locks on page 117.
- Black or silver, removable cores are standard for all locks.
- Pedestal key numbers are randomly assigned to all locking pedestals, except that double pedestal units will be keyed alike.
- Key alike lock numbers (#101-115) may be specified at no additional charge.
- Master keys and keyed-alike combinations are available.

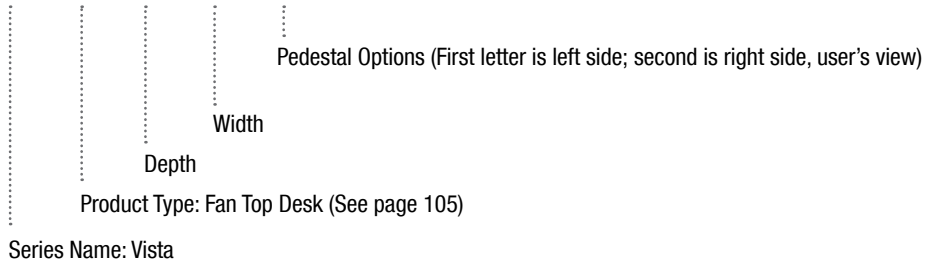
Disclaimer: Dimensions assigned in this price list are nominal. If exact measurements are required, the requirement must be specified in the order and specifically acknowledged by Maverick. Maverick reserves the right to change construction details and standards without notification, if necessary.

Line drawings shown are a resemblance to finished product. Product designs may vary. Discounts are different between factories.

How to Order Vista Series

WORKSURFACE UNITS: DESK, CREDENZAS AND RETURNS

1. Product number: **VS DF 36 72 BB**



2. Specify Worksurface Color. Matching color edge is standard.
3. Specify Chassis Color. Matching color edge banding is standard.
4. Specify Modesty Color. Same as chassis is standard.
5. Specify Drawer or Door Front Color (Matching color edge band is standard). For two colors...Add \$114 list.
6. Specify Handle Options. Choice of handle is standard (except hutch).
7. Specify Other Accessories or Upgrades. See pages 115-117.

STANDARD HANDLE OPTIONS



Crescent Black
(MMH3B)



Crescent Silver
(MMH3S)



Elliptical Black
(MMH5B)



Elliptical Silver
(MMH5S)



Crescent Textured Nickel
(MMH6)



Flared Nickel
(MMH7)



Bow Handle
(MMH8)



Curved Handle
(MMH9)



Bar Square Handle
(MMH10B)



Bar Square Handle
(MMH10S)



Bar Handle
(MMH14)

IMPORTANT NOTE: Choice of handle is standard (except hutch). See page 116 for additional handle options and prices.

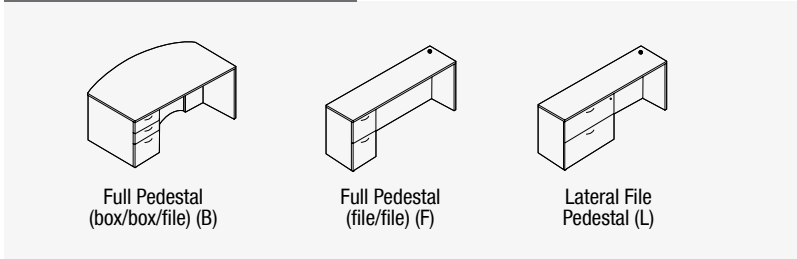
vista series

How to Order Vista Series (continued)

MODESTY COLORS (SEE PAGE 115)

- VS MOD1 - Same as Chassis
- VS MOD2 - Other Standard Color (TFL)
- VS MOD4 - Pewter Brush
- VS MOD5 - Silver Matte
- VS MOD6 - Brushed Aluminum
- VS MOD7 - Aluminum Dots

PEDESTAL/BASE OPTIONS

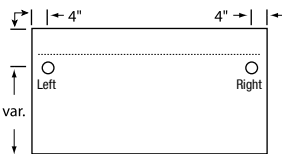


GROMMETS (WORKSURFACE)

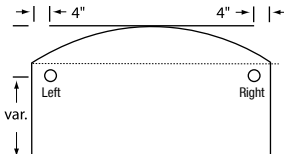
Black grommets are standard where shown on line drawings. Upgrade to silver color, N/C.



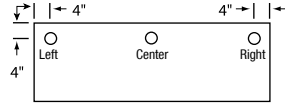
NOTE: While sitting at unit, grommet locations named from left to right. For grommet location on tops and/or modesty panel specify left, center or right. **No grommets over pedestals.**



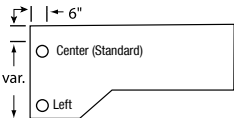
Desks



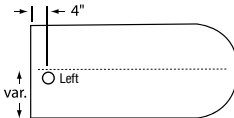
Desks



Credenza, Return, Bridges



CompuCredenza

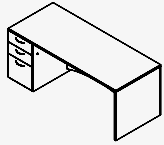


Bullets

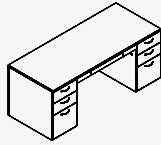
vista series

Statement of Line

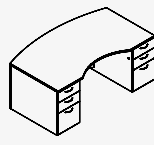
DESK



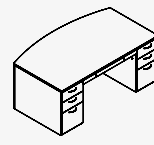
Desk - Rect. Sgl. Ped.
(DE___BX)



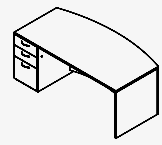
Desk - Rect. Dbl. Ped.
(DE___BB)



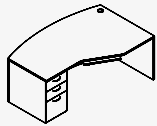
Desk Fan Top - Center Cutout
(DC___BB)



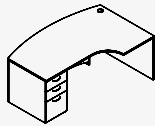
Desk Fan Top - Dbl. Ped.
(DF___BB)



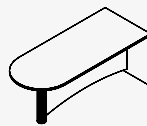
Desk Fan Top - Sgl. Ped.
(DF___BX)



Fan Top Comp. Desk - Sgl. Ped.
(CDF)

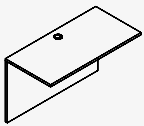


Fan Top Comp. Desk Curved - Sgl. Ped.
(CDFQ)



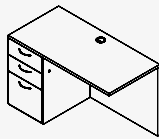
Desk - Bullet
(DB)

BRIDGE

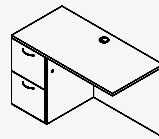


Return - Bridge
(RB)

RETURNS

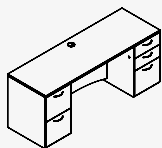


Return - Box/Box/File
(RL___BX)

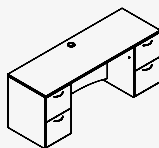


Return - File/File
(RL___FX)

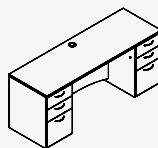
CREDENZAS



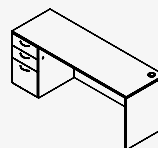
Credenza - Dbl. Ped.
(CE___FB)



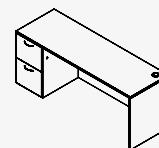
Credenza - Dbl. Ped.
(CE___FF)



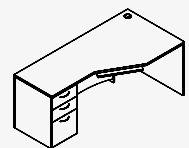
Credenza - Dbl. Ped.
(CE___BB)



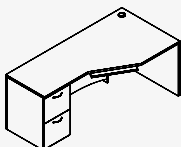
Credenza - Sgl. Ped.
(CE___BX)



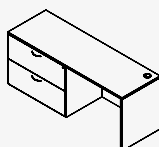
Credenza - Sgl. ped.
(CE___FX)



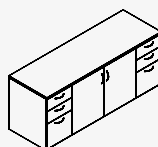
Corner Credenza - Sgl. Ped.
(CL___BX)



Corner Credenza - Sgl. Ped.
(CL___FX)



Credenza - Sgl. Lateral
(CE___LX)

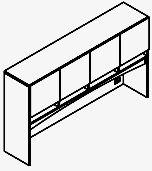


Credenza - Storage
(CE___BSB)

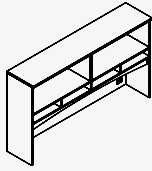
vista series

Statement of Line

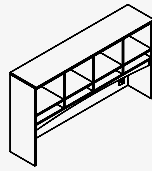
HUTCHES



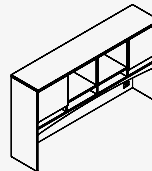
Hutch - With Doors
(HD) or (HD_G)



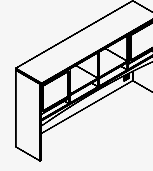
Hutch - No Doors
(H_ND4)



Hutch - 4 Openings
(H_ND2)




Hutch - 2 Doors TFM
(H_W2D)

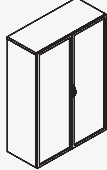


Hutch - 2 Doors Glass
(H_W2G)

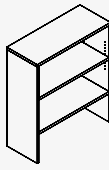
BOOKCASE HUTCHES



Full TFM Doors
(HB_...WD)

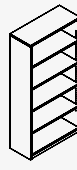


Full Glass Doors
(HB_...WG)



Fix & Adj. Shelf
(HB)

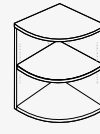
BOOKCASES



Bookcase
(BC)

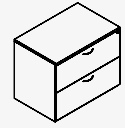


Corner Bookcase - Upper
(BRR)



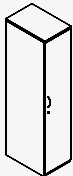
Corner Bookcase - Lower
(BRR)

FILING

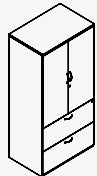


Lateral File
(LZ)

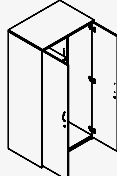
STORAGE



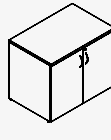
Storage - Single Door
(TR)



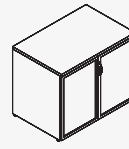
Storage - Lat. File
(TD)



Storage - Wardrobe
(TW)

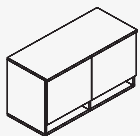


Utility Cabinet - TFM Doors
(HDC)

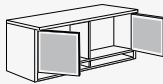


Utility Cabinet - Glass Doors
(HDC_...G)

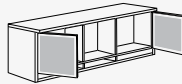
WALLMOUNT CABINETS



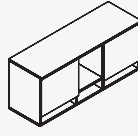
Wallmount - Cabinet
(CFOHD36)



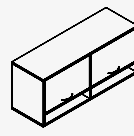
Wallmount - Cabinet
(CFOHG36)



Wallmount - Cabinet
(CFOHG48)

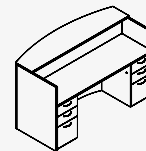


Wallmount - Cabinet
(CFOHD48)

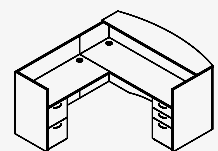


Wallmount - Cabinet
(CFOHB)

RECEPTIONS



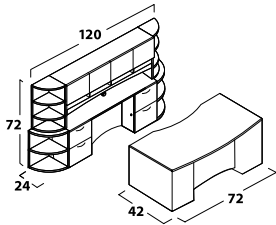
Reception - Dbl. Ped.
(CAD)



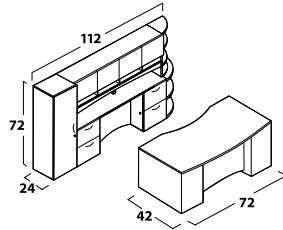
Reception - "L" Unit
(RCAX)

vista series

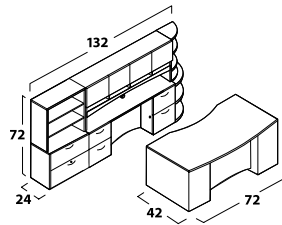
Configurations - All are available for **15 DAYS**



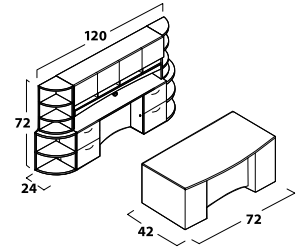
VS1	
1 VSDC4272BB	\$2,726
1 VSCE2472FF	\$2,163
1 VSHD1672	\$2,041
1 VSBRL1542	\$579
1 VSBRR1542	\$579
1 VSBRL2430	\$750
1 VSBRR2430	\$750
\$9,588	



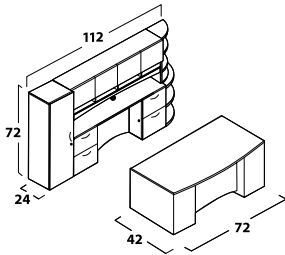
VS2	
1 VSDC4272BB	\$2,726
1 VSCE2472FF	\$2,163
1 VSHD1672	\$2,041
1 VSBRR1542	\$579
1 VSBRR2430	\$750
1 VSTL2472	\$1,258
\$9,517	



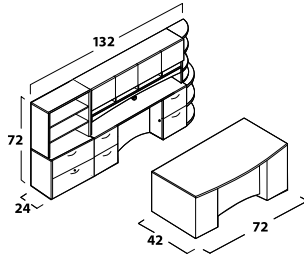
VS3	
1 VSDC4272BB	\$2,726
1 VSCE2472FF	\$2,163
1 VSHD1672	\$2,041
1 VSBRR1542	\$579
1 VSBRR2430	\$750
1 VSL22436L	\$1,144
1 VSHB1542	\$727
\$10,130	



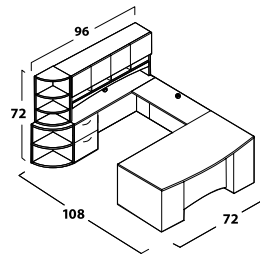
VS4	
1 VSDC4272BB	\$2,817
1 VSCE2472FF	\$2,163
1 VSHD1672	\$2,041
1 VSBRL1542	\$579
1 VSBRR1542	\$579
1 VSBRL2430	\$750
1 VSBRR2430	\$750
\$9,679	



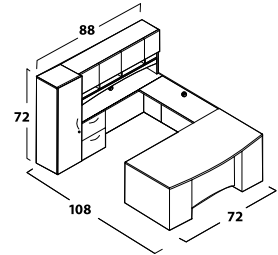
VS5	
1 VSDC4272BB	\$2,817
1 VSCE2472FF	\$2,163
1 VSHD1672	\$2,041
1 VSBRR1542	\$579
1 VSBRR2430	\$750
1 VSTL2472	\$1,258
\$9,608	



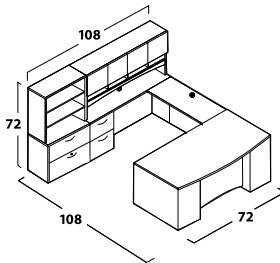
VS6	
1 VSDC4272BB	\$2,817
1 VSCE2472FF	\$2,163
1 VSHD1672	\$2,041
1 VSBRR1542	\$579
1 VSBRR2430	\$750
1 VSL22436L	\$1,144
1 VSHB1542	\$727
\$10,221	



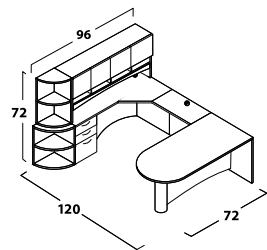
VS7L	
1 VSCE2472FX	\$1,656
1 VSHD1672	\$2,041
1 VSRB2448	\$564
1 VSDC3672XB	\$1,982
1 VSBRL1542	\$579
1 VSBRL2430	\$750
\$7,572	



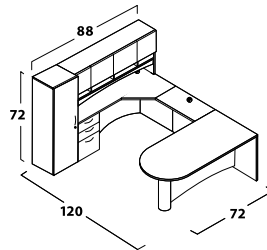
VS8L	
1 VSCE2472FX	\$1,656
1 VSHD1672	\$2,041
1 VSRB2448	\$564
1 VSDC3672XB	\$1,982
1 VSTL2472	\$1,258
\$7,501	



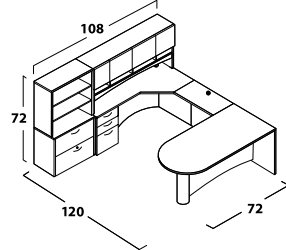
VS9L	
1 VSCE2472FX	\$1,656
1 VSHD1672	\$2,041
1 VSRB2448	\$564
1 VSDC3672XB	\$1,982
1 VSL22436L	\$1,144
1 VSHB1542	\$727
\$8,114	



VS10L	
1 VSCL2472BX	\$1,911
1 VSHD1672	\$2,041
1 VSRB2448	\$564
1 VSDBL3672	\$1,363
1 VSBRL1542	\$579
1 VSBRL2430	\$750
\$7,208	



VS11L	
1 VSCL2472BX	\$1,911
1 VSHD1672	\$2,041
1 VSRB2448	\$564
1 VSDBL3672	\$1,363
1 VSTL2472	\$1,258
\$7,137	

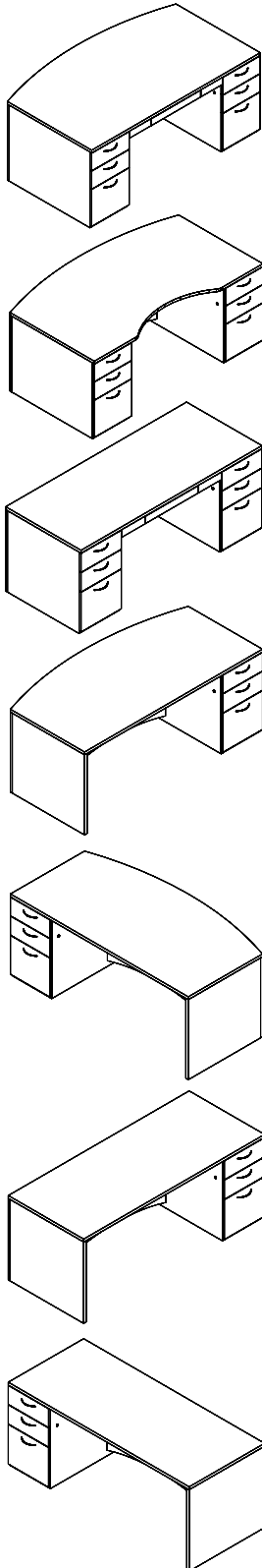


VS12L	
1 VSCL2472BX	\$1,911
1 VSHD1672	\$2,041
1 VSRB2448	\$564
1 VSDBL3672	\$1,363
1 VSL22436L	\$1,144
1 VSHB1542	\$727
\$8,750	

Use "R" or "L" to indicate the position of the return or bridge. Configurations are a small sample of total available.

vista series

Desks



Double Pedestal Fan Top Desk, Box/Box/File Left & Right (Center drawer) Full Modesty, Lock & Handles

Model#	Depth	Width	Height	Weight	Cube	Price
VSDF3672BB	30-36"	72"	29"	332	45	\$2,432
VSDF4272BB	36-42"	72"	29"	342	52	\$2,817

Add modesty color option, no charge, p. 115.

Double Pedestal Fan Top Desk, Center Cutout, Box/Box/File, Left & Right, Full Modesty, Lock & Handles

Model#	Depth	Width	Height	Weight	Cube	Price
VSDC4272BB	36-42"	72"	29"	332	52	\$2,726

Add modesty color option, no charge, p. 115.

Double Pedestal Desk, Box/Box/File, Left & Right (Center drawer) Full Modesty, Lock & Handles

Model#	Depth	Width	Height	Weight	Cube	Price
VSDE3060BB	30"	60"	29"	267	38	\$2,164
VSDE3072BB	30"	72"	29"	277	45	\$2,327
VSDE3672BB	36"	72"	29"	287	52	\$2,376

Add modesty color option, no charge, p. 115.

Single Pedestal Fan Top Desk, Box/Box/File Right, Full Modesty, Lock & Handles

Model#	Depth	Width	Height	Weight	Cube	Price
VSDF3672XB	30-36"	72"	29"	277	45	\$1,982
VSDF4272XB	36-42"	72"	29"	287	52	\$2,034

Add modesty color option, no charge, p. 115.

Single Pedestal Fan Top Desk, Box/Box/File Left, Full Modesty, Lock & Handles

Model#	Depth	Width	Height	Weight	Cube	Price
VSDF3672BX	30-36"	72"	29"	277	45	\$1,982
VSDF4272BX	36-42"	72"	29"	287	52	\$2,034

Add modesty color option, no charge, p. 115.

Single Pedestal Desk, Box/Box/File Right, Full Modesty, Lock & Handles

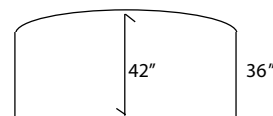
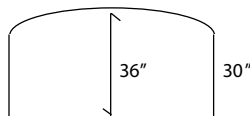
Model#	Depth	Width	Height	Weight	Cube	Price
VSDE3060XB	30"	60"	29"	267	38	\$1,468
VSDE3072XB	30"	72"	29"	277	45	\$1,616
VSDE3672XB	36"	72"	29"	287	52	\$1,642

Add modesty color option, no charge, p. 115.

Single Pedestal Desk, Box/Box/File Left, Full Modesty, Lock & Handles

Model#	Depth	Width	Height	Weight	Cube	Price
VSDE3060BX	30"	60"	29"	267	38	\$1,468
VSDE3072BX	30"	72"	29"	277	45	\$1,616
VSDE3672BX	36"	72"	29"	287	52	\$1,642

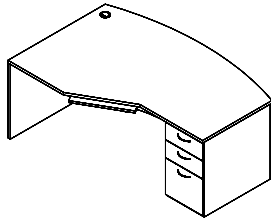
Add modesty color option, no charge, p. 115.



See available accessories, pp. 115-117

vista series

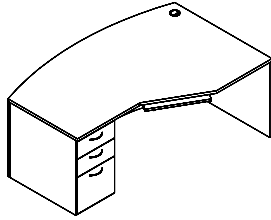
Desks



Fan Top Computer Desk, Box/Box/File Pedestal Right (Inset full modesty)
Lock & Handles

Model#	(L)	(B)	(E)	(K)	(R)	(W)	Weight	Cube	Price
VSCDF72 9R	72"	42"+ 30"	30"	24"	24"	27"	295	60	\$2,353

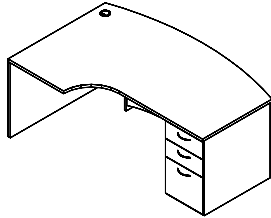
Keyboard tray, worksurface black grommet is standard.
Add modesty color option, no charge, see p. 115. Upgrade grommet cover to silver, N/C.



Fan Top Computer Desk, Box/Box/File Pedestal Left (Inset full modesty)
Lock & Handles

Model#	(L)	(B)	(E)	(K)	(R)	(W)	Weight	Cube	Price
VSCDF72 9L	72"	42"+ 30"	30"	24"	24"	27"	295	60	\$2,353

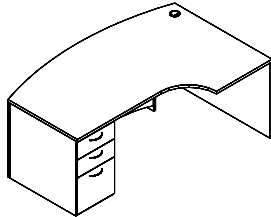
Keyboard tray, worksurface black grommet is standard.
Add modesty color option, no charge, see p. 115. Upgrade grommet cover to silver, N/C.



Fan Top Computer Desk, Curved, Box/Box/File Pedestal Right (Inset full modesty)
Lock & Handles

Model#	(L)	(B)	(E)	(K)	(R)	(W)	Weight	Cube	Price
VSCDFQ72 9R	72"	42"+ 30"	30"	24"	24"	27"	295	60	\$2,353

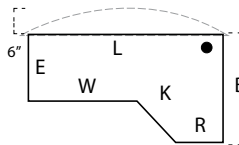
Worksurface black grommet is standard.
Add modesty color option, no charge, see p. 115. Upgrade grommet cover to silver, N/C.



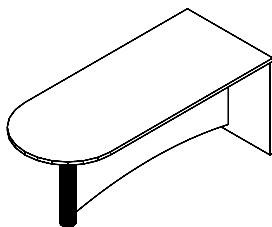
Fan Top Computer Desk, Curved, Box/Box/File Pedestal Left (Inset full modesty)
Lock & Handles

Model#	(L)	(B)	(E)	(K)	(R)	(W)	Weight	Cube	Price
VSCDFQ72 9L	72"	42"+ 30"	30"	24"	24"	27"	295	60	\$2,353

Worksurface black grommet is standard.
Add modesty color option, no charge, see p. 115. Upgrade grommet cover to silver, N/C.



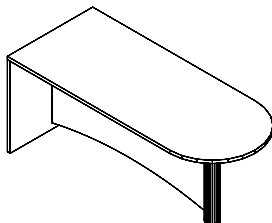
- "L" Length along approach edge
- "B" Back end panel (Fan top adds 6")
- "E" End panel
- "K" Keyboard space
- "R" Return size to attach
- "W" Workarea (kbrd to end)



Bullet Desk 4" Black Post Leg (Full arched modesty) For Right Return

Model#	Depth	Width	Height	Weight	Cube	Price
VSDBR3072	30"	72"	29"	147	37	\$1,212
VSDBR3672	36"	72"	29"	157	45	\$1,363

Optional metallic color modesty VS UMOD, add \$449, see p. 115. Upgrade to silver color leg, MMUHLEGJS...N/C.
Note: Specify if standalone (standalone bullet desk is made with 1/2 leg (MMSPT) at no charge, replaces post leg).



Bullet Desk 4" Black Post Leg (Full arched modesty) For Left Return

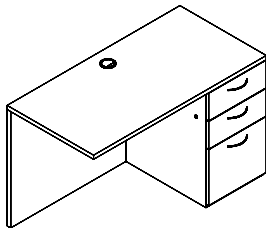
Model#	Depth	Width	Height	Weight	Cube	Price
VSDBL3072	30"	72"	29"	147	37	\$1,212
VSDBL3672	36"	72"	29"	157	45	\$1,363

Optional metallic color modesty VS UMOD, add \$449, see p. 115. Upgrade to silver color leg, MMUHLEGJS...N/C.
Note: Specify if standalone (standalone bullet desk is made with 1/2 leg (MMSPT) at no charge, replaces post leg).

See available accessories, pp. 115-117.

vista series

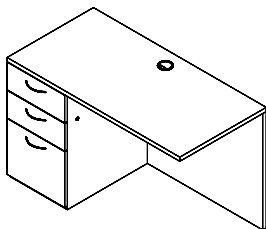
Returns



Return, Box/Box/File Pedestal Right (Full modesty panel) Lock & Handles

Model#	Depth	Width	Height	Weight	Cube	Price
VSRR2036XB	20"	36"	29"	115	9	\$1,444
VSRR2042XB	20"	42"	29"	125	10	\$1,460
VSRR2048XB	20"	48"	29"	135	12	\$1,478
VSRR2054XB	20"	54"	29"	145	14	\$1,513
VSRR2436XB	24"	36"	29"	155	16	\$1,558
VSRR2442XB	24"	42"	29"	165	18	\$1,592
VSRR2448XB	24"	48"	29"	175	20	\$1,608

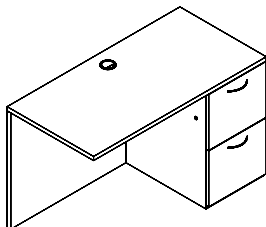
Worksurface and modesty black grommet standard. Upgrade grommet cover to silver, N/C.



Return, Box/Box/File Pedestal Left (Full modesty) Lock & Handles

Model#	Depth	Width	Height	Weight	Cube	Price
VSRL2036BX	20"	36"	29"	115	9	\$1,444
VSRL2042BX	20"	42"	29"	125	10	\$1,460
VSRL2048BX	20"	48"	29"	135	12	\$1,478
VSRL2054BX	20"	54"	29"	145	14	\$1,513
VSRL2436BX	24"	36"	29"	155	16	\$1,558
VSRL2442BX	24"	42"	29"	165	18	\$1,592
VSRL2448BX	24"	48"	29"	175	20	\$1,608

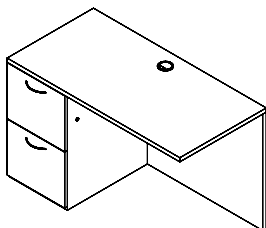
Worksurface and modesty black grommet standard. Upgrade grommet cover to silver, N/C.



Return, File/File Pedestal Right (Full modesty) Lock & Handles

Model#	Depth	Width	Height	Weight	Cube	Price
VSRR2036XF	20"	36"	29"	145	13	\$1,392
VSRR2042XF	20"	42"	29"	155	15	\$1,411
VSRR2048XF	20"	48"	29"	165	17	\$1,429
VSRR2054XF	20"	54"	29"	175	19	\$1,465
VSRR2436XF	24"	36"	29"	155	15	\$1,510
VSRR2442XF	24"	42"	29"	165	18	\$1,523
VSRR2448XF	24"	48"	29"	175	20	\$1,559

Worksurface and modesty black grommet standard. Upgrade grommet cover to silver, N/C.



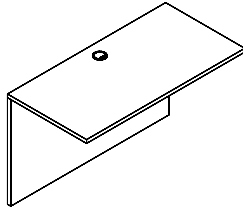
Return, File/File Pedestal Left (Full modesty panel) Lock & Handles

Model#	Depth	Width	Height	Weight	Cube	Price
VSRL2036FX	20"	36"	29"	145	13	\$1,392
VSRL2042FX	20"	42"	29"	155	15	\$1,411
VSRL2048FX	20"	48"	29"	165	17	\$1,429
VSRL2054FX	20"	54"	29"	175	19	\$1,465
VSRL2436FX	24"	36"	29"	155	15	\$1,510
VSRL2442FX	24"	42"	29"	165	18	\$1,523
VSRL2448FX	24"	48"	29"	175	20	\$1,559

Worksurface and modesty black grommet standard. Upgrade grommet cover to silver, N/C.

vista series

Bridges

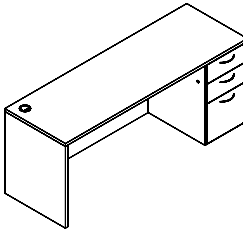


Bridge, Full Modesty Panel

Model#	Depth	Width	Height	Weight	Cube	Price
VSRB2436	24"	36"	29"	90	16	\$473
VSRB2442	24"	42"	29"	90	18	\$547
VSRB2448	24"	48"	29"	100	20	\$564
VSRB2454	24"	54"	29"	100	22	\$579

Worksurface and modesty black grommet standard. Upgrade grommet cover to silver, N/C.

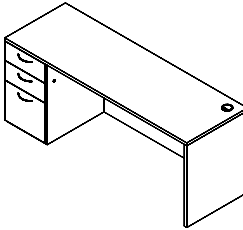
Credenzas



Credenza, Single Box/Box/File Pedestal Right, Full Modesty, Lock & Handles

Model#	Depth	Width	Height	Weight	Cube	Price
VSCE2472XB	24"	72"	29"	178	30	\$1,911

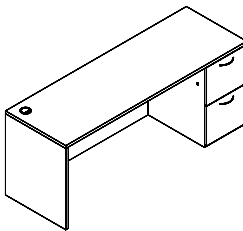
Worksurface and modesty black grommet standard. Upgrade grommet cover to silver, N/C.



Credenza, Single Box/Box/File Pedestal Left, Full Modesty, Lock & Handles

Model#	Depth	Width	Height	Weight	Cube	Price
VSCE2472BX	24"	72"	29"	178	30	\$1,911

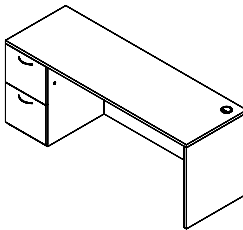
Worksurface and modesty black grommet standard. Upgrade grommet cover to silver, N/C.



Credenza, Single File/File Pedestal Right, Full Modesty, Lock & Handles

Model#	Depth	Width	Height	Weight	Cube	Price
VSCE2472XF	24"	72"	29"	166	30	\$1,656

Worksurface and modesty black grommet standard. Upgrade grommet cover to silver, N/C.



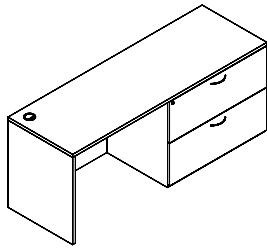
Credenza, Single File/File Pedestal Left, Full Modesty, Lock & Handles

Model#	Depth	Width	Height	Weight	Cube	Price
VSCE2472FX	24"	72"	29"	166	30	\$1,656

Worksurface and modesty black grommet standard. Upgrade grommet cover to silver, N/C.

vista series

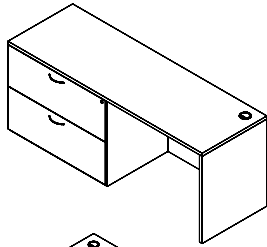
Credenzas



Credenza with 36"W Lateral File Right, Full Modesty, Lock & Handles

Model#	Depth	Width	Height	Weight	Cube	Price
VSCE2472XL	24"	72"	29"	260	30	\$2,026

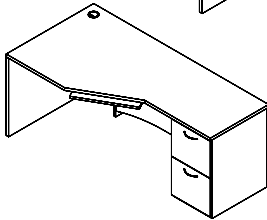
Worksurface and modesty black grommet standard. Upgrade grommet cover to silver, N/C.



Credenza with 36"W Lateral File Left, Full Modesty, Lock & Handles

Model#	Depth	Width	Height	Weight	Cube	Price
VSCE2472LX	24"	72"	29"	260	30	\$2,026

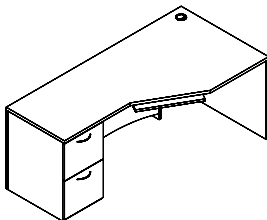
Worksurface and modesty black grommet standard. Upgrade grommet cover to silver, N/C.



Compu-Corner Credenzas, File/File Pedestal Right (Keyboard tray) Full Modesty, Lock & Handles

Model#	Depth	Width	Height	Weight	Cube	Price
VSCR2472XF	24"/36"	72"	29"	195	52	\$1,870

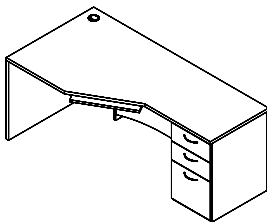
Keyboard tray and worksurface black grommet standard.
Approach side w/step front and arched modesty. Upgrade grommet cover to silver, N/C.



Compu-Corner Credenzas, File/File Pedestal Left (Keyboard tray) Full Modesty, Lock & Handles

Model#	Depth	Width	Height	Weight	Cube	Price
VSCL2472FX	24"/36"	72"	29"	195	52	\$1,870

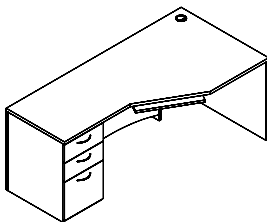
Keyboard tray and worksurface black grommet standard.
Approach side w/step front and arched modesty. Upgrade grommet cover to silver, N/C.



Compu-Corner Credenza, Box/Box/File Pedestal Right, Full Modesty, Lock & Handles

Model#	Depth	Width	Height	Weight	Cube	Price
VSCR2472XB	24"/36"	72"	29"	210	52	\$1,911

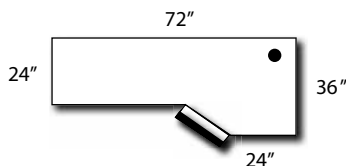
Keyboard tray and worksurface black grommet standard.
Approach side w/step front and arched modesty. Upgrade grommet cover to silver, N/C.



Compu-Corner Credenza, Box/Box/File Pedestal Left, Full Modesty, Lock & Handles

Model#	Depth	Width	Height	Weight	Cube	Price
VSCL2472BX	24"/36"	72"	29"	210	52	\$1,911

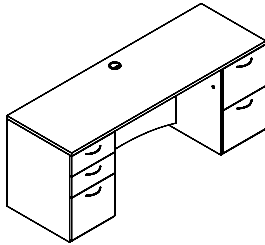
Keyboard tray and worksurface black grommet standard. Approach side w/step front and arched modesty.
Upgrade grommet cover to silver, N/C.



See available accessories, pp. 115-117.

vista series

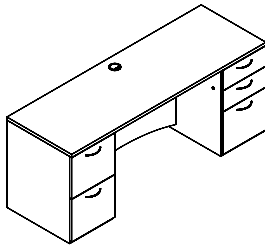
Credenzas



Credenza, Double Pedestal (Kneespace) Box/Box/File Left, File/File Right, Locks & Handles

Model#	Depth	Width	Height	Weight	Cube	Price
VSCE2472BF	24"	72"	29"	223	30	\$2,195

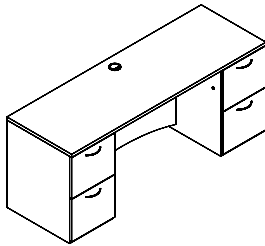
Worksurface and modesty black grommet standard. Upgrade grommet cover to silver, N/C. Optional metallic color modesty VS UMOD, add \$449, see p. 115.



Credenza, Double Pedestal (Kneespace) Box/Box/File Right, File/File Left, Locks & Handles

Model#	Depth	Width	Height	Weight	Cube	Price
VSCE2472FB	24"	72"	29"	223	30	\$2,195

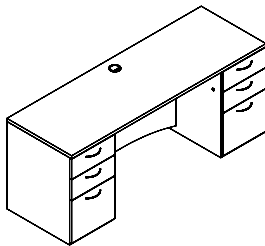
Worksurface and modesty black grommet standard. Upgrade grommet cover to silver, N/C. Optional metallic color modesty VS UMOD, add \$449, see p. 115.



Credenza, Double Pedestal (Kneespace) File/File Left and Right, Locks & Handles

Model#	Depth	Width	Height	Weight	Cube	Price
VSCE2472FF	24"	72"	29"	223	30	\$2,163

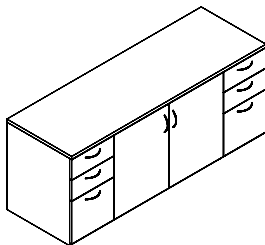
Worksurface and modesty black grommet standard. Upgrade grommet cover to silver, N/C. Optional metallic color modesty VS UMOD, add \$449, see p. 115.



Credenza, Double Pedestal (Kneespace) Box/Box/File Left and Right, Locks & Handles

Model#	Depth	Width	Height	Weight	Cube	Price
VSCE2472BB	24"	72"	29"	223	30	\$2,237

Worksurface and modesty black grommet standard. Upgrade grommet cover to silver, N/C. Optional metallic color modesty VS UMOD, add \$449, see page 115.



Center Storage Credenza with Left and Right Box/Box/File (One adjustable shelf)

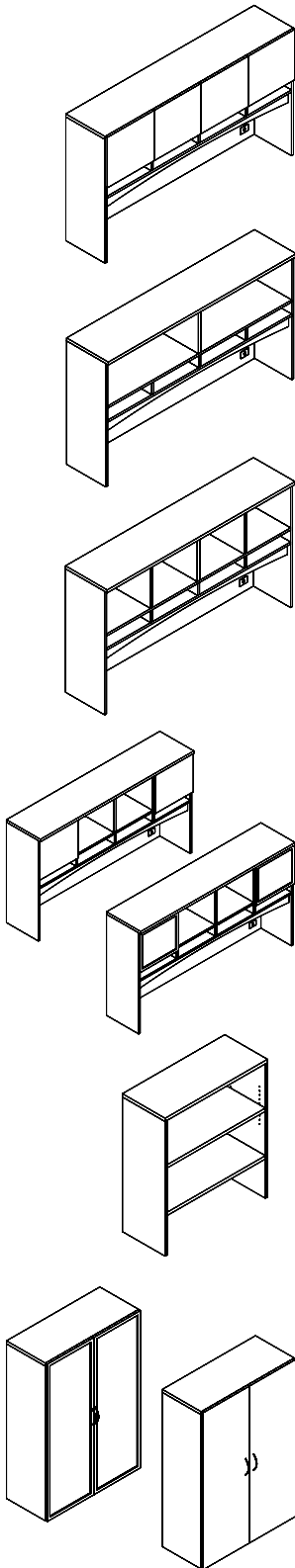
Model#	Depth	Width	Height	Weight	Cube	Price
VSCE2472BSB	24"	72"	29"	260	30	\$2,930

FOR HINGED DOORS:
Optional Face Locks available, add MMFL...\$90 each.

FOR PEDESTALS:
Optional Pedestal Lock available, add MMPL...\$90 each. Pedestal locks are located inside hinged doors.

vista series

Hutches



Hutch with Doors, Arch Fascia & 4-slots (Back panel sq grommets)

Model#	Depth	Width	Height	Doors	Weight	Cube	Price
VSHD1672	16"	72"	42"	TFM	215	28	\$2,041
VSHD1672G	16"	72"	42"	GLASS	215	28	\$2,717

Clearance below fascia at center is 18" H. Vista Series hutch fits Vista Series worksurfaces only. Optional locks for TFM Doors-2 are required, add MMFL...\$90 each. Locks n/a for Glass Doors. For Tasklight, add VSTSKLT...\$396. For Tackboard see P. 113. (Frosted Glass doors with silver Vinyl-wrapped MDF frame) 35lb. weight capacity distributed evenly.

Hutch, No Doors, Arch Fascia & 4-slots (Top overhangs legs 1", back panel sq grommets)

Model#	Depth	Width	Height	Weight	Cube	Price
VSH72ND4	16"	72"	42"	215	26	\$1,600

Clearance below fascia at center is 18"H. For Tasklight, add VSTSKLT...\$396. For tackboards, see p. 113. 35lb. weight capacity distributed evenly.

Hutch, No Doors 4-Openings, Arch Fascia & 4-slots

(Top overhangs legs 1", back panel sq grommets)

Model#	Depth	Width	Height	Weight	Cube	Price
VSH72ND2	16"	72"	42"	215	26	\$1,642

Clearance below fascia at center is 18"H. For Tasklight, add VSTSKLT...\$396. For tackboards, see p. 113. 35lb. weight capacity distributed evenly.

Hutch Left & Right Door 2-Openings, Arch Fascia & 4-slots

(Top overhangs legs 1", back panel sq grommets)

Model#	Depth	Width	Height	Doors	Weight	Cube	Price
VSH72W2D	16"	72"	42"	TFM	236	27	\$1,886
VSH72W2G	16"	72"	42"	GLASS	225	27	\$2,180

Clearance below fascia at center is 18"H. For Tasklight, add VSTSKLT...\$396. For Tackboard see P. 113. (Frosted Glass doors with silver Vinyl-wrapped MDF frame) 35lb. weight capacity distributed evenly.

Bookcase Hutch (One fixed, one adjustable shelf. 1"-thick shelves, back panel sq grommets)

Model#	Depth	Width	Height	Weight	Cube	Price
VSHB1542	15"	36"	42"	86	14	\$727
VSHB1552	15"	36"	52"	102	18	\$815

Clearance below fixed shelf is 12"H. Coordinates with Vista hutch depth. 35lb. weight capacity distributed evenly.

Bookcase Hutch with Full Doors

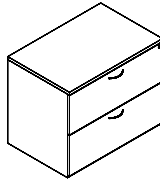
(One fixed, One-adjustable shelf 1" thick, back panel sq grommets)

Model#	Depth	Width	Height	Doors	Weight	Cube	Price
VSHB1542WD	15"	36"	42"	TFM	116	15	\$1,264
VSHB1552WG	15"	36"	52"	GLASS	130	19	\$2,333

Choice of handles-specify. Optional lock for TFM doors add MMFL \$90. Locks N/A for Glass Doors. 12"H Bottom clearance. Coordinates with Vista hutch depth. (Frosted Glass doors with silver vinyl-wrapped MDF frame. Available only for VSHB1552WG)

vista series

Filing

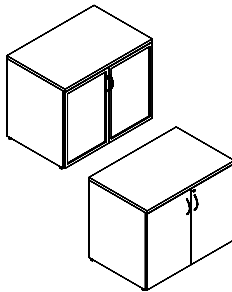


Lateral File 2-Drawer (Choice of handles, lock)

Model#	Depth	Width	Height	Weight	Cube	Price
VSL22436L	24"	36"	29"	160	15	\$1,144

Filing recommended capacity is 75%, do not overload.

Storage

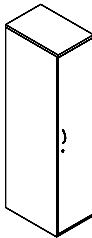


Utility Cabinet with Doors

(Choice of handles, one adjustable shelf, top overhangs legs 1")

Model#	Depth	Width	Height	Doors	Weight	Cube	Price
VSHDC2436	24"	36"	29"	TFM	175	15	\$1,086
VSHDC2436G	24"	36"	29"	GLASS	175	18	\$1,400

VSHDC2436 with lock. Glass doors lock N/A. Adjustable shelf is 3/4" thick. (Frosted Glass Doors with Silver Vinyl-wrapped MDF Frame)



Single Storage Cabinet, Right Door (Choice of handles, lock, four adjustable shelves)

Model#	Depth	Width	Height	Weight	Cube	Price
VSTR2472	24"	16"	72"	150	16	\$1,258

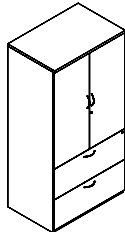
Adjustable Shelves are 3/4" thick.



Single Storage Cabinet, Left Door (Choice of handles, lock, four adjustable shelves)

Model#	Depth	Width	Height	Weight	Cube	Price
VSTL2472	24"	16"	72"	150	16	\$1,258

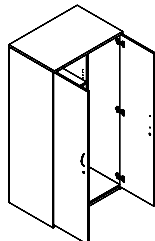
Adjustable Shelves are 3/4" thick.



Storage Cabinet over 36"W Lateral File (Choice of handles, 2-locks, two adjustable shelves)

Model#	Depth	Width	Height	Weight	Cube	Price
VSTD2472L	24"	36"	72"	330	36	\$2,475

Adjustable Shelves are 3/4" thick.



Wardrobe Cabinet

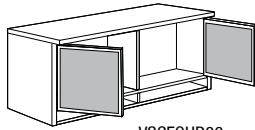
(Coat rack on right, four adjustable shelves on left, 2-locks, choice of handles)

Model#	Depth	Width	Height	Weight	Cube	Price
VSTW2472	24"	36"	72"	310	36	\$2,278

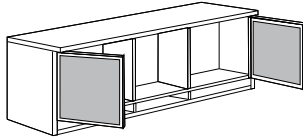
Adjustable Shelves are 3/4" thick.

vista series

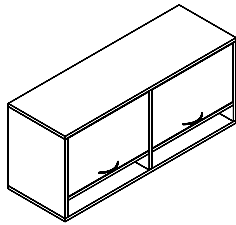
Wall Mount Cabinets



VSCFOHD36
VSCFOHG36



VSCFOHD48
VSCFOHG48



Wall Mounted Cabinet with Doors and Mail Slots (With two glass or TFM doors)

Model#	Depth	Width	Height	Doors	Weight	Cube	Price
VSCFOHD36	16"	36"	21"	TFM	95	7	\$1,363
VSCFOHD48	16"	48"	21"	TFM	110	9	\$1,445
VSCFOHG36	16"	36"	21"	Glass	95	7	\$1,632
VSCFOHG48	16"	48"	21"	Glass	110	9	\$1,712

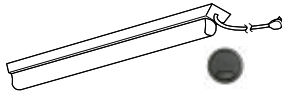
VSCFOHG48 and VSCFOHD48 takes 2 doors and has an 11" center opening.
Face locks available for TFM doors only, add MMFL...\$90 each (2 locks are required).
Requires professional installation and must be mounted to wall stud.
35lb. weight capacity distributed evenly.

Overhead Wall-Mounted Cabinet (Two flip doors, two mail slots)

Model#	Depth	Width	Height	Weight	Cube	Price
VSCFOHB48	16"	48"	21"	130	8	\$1,385

Optional locks are available, 2 locks required, add MMFL...\$90 each.
Requires professional installation and must be mounted to wall stud.
Choice of handles, see p. 116.
35lb. weight capacity distributed evenly.

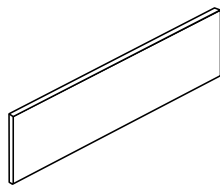
Accessories for Hutches



Tasklight Black (Two lights, interconnected) with One Grommet on Hutch Back Panel

Model#	Depth	Width	Height	Weight	Cube	Price
VSTSKLT	7/8"	24 1/2"	1 7/8"	2	.1	\$396

LED light



Hutch Tackboards

Model#	Depth	Width	Height	Weight	Cube	Price
MM TKBD66	1/2"	66"	14 1/4"	19	1	\$628

MM TKBD66 fits 72" wide hutch. For fabric color choice, see inside back cover.
For Underground Fabric add 25%.

Fabric Chart (Uses Guilford of Maine)

STANDARD FABRICS

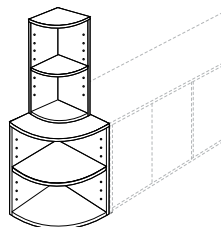
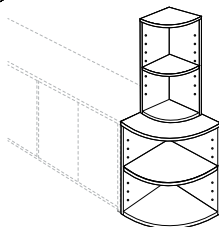
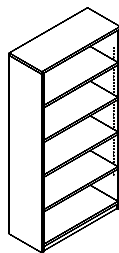
Tempest 2120...Zebra 015, Silk 045 **Sprite 2671**...Snow 7040, Linen 7010
Anchorage 2335...Sunshine 2082, Waterfall 2691, Green Apple 2087, Aubergine 2036,
Goose 2049, Onyx 2016, Red Delicious 2014
Metro 3077...Storefront 030, Skyscraper 022 **Cape Cod 3073**...Linen 7031, Surf 7062
Metallation 5118...Chrome 1676, Polished Pewter 1678
Cadence 5595...Jade 1441, Turquoise 1442, Opal 1432, Sapphire 1443, Coral 1437

25% UPCHARGE*

* **Underground 2967**...Champagne 010, Tangerine 070, Azure 050, Ocean 041, Pepper 030, Earth 061

vista series

Bookcases



Bookcase (Four adjustable 1"-thick shelves)

Model#	Depth	Width	Height	# Shelves	Weight	Cube	Price
VSBC1572	15"	36"	72"	4	118	18	\$1,128

Coordinates with Vista Series hutch depth.
Adjustable shelves recommended weight is 20 lbs each, distributed evenly.

Corner Bookcase, Right (1"-thick shelf)

Model#	Depth	Width	Height	# Shelves	Weight	Cube	Price
VSBR1542	15"	15"	42"	1	68	6	\$579
VSBR2430	24"	24"	29"	1	100	10	\$750

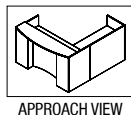
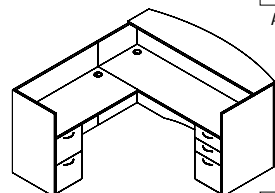
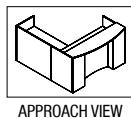
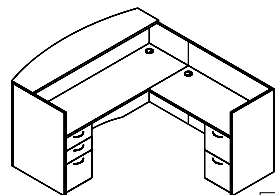
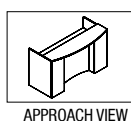
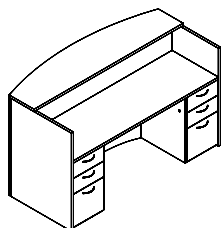
VSBR1542 coordinates with Vista Series hutch depth and height.
VSBR2430 coordinates with Vista Series credenza depth.
Specify if standalone.

Corner Bookcase, Left (1"-thick shelf)

Model#	Depth	Width	Height	# Shelves	Weight	Cube	Price
VSBR1542	15"	15"	42"	1	68	6	\$579
VSBR2430	24"	24"	29"	1	100	10	\$750

VSBR1542 coordinates with Vista Series hutch depth and height.
VSBR2430 coordinates with Vista Series credenza depth.
Specify if standalone.

Receptions



Reception Double Pedestal Desk, Fan Counter Top (File/File Right, Box/Box/File Left) Inset Modesty Front

Model#	Depth	Width	Height	Weight	Cube	Price
VSRCAD3072	30/36"	72"	42"	455	67	\$3,428

Fan-front counter top 12" deep, approach overhangs 6".
Optional metallic inset modesty VSUMOD add \$449, see p. 115.

Reception "L" Unit, Solid One-Piece Front, Right Return 24" x 48" (Desk fan counter top only)

Model#	Depth	Width	Height	Weight	Cube	Price
VSRCAX3072R	84"	72"	42"	425	92	\$4,246

Fan-front counter top is 12" deep. Counter top approach overhang is 6".
Transaction counter-to-desktop clearance is 11 3/4".
Optional metallic inset modesty VSUMOD add \$449, see p. 115.
Worksurface grommets standard. Upgrade grommet cover to silver, N/C.


Reception "L" Unit, Solid One-Piece Front, Left Return 24" x 48" (Desk fan counter top only)

Model#	Depth	Width	Height	Weight	Cube	Price
VSRCAX3072L	84"	72"	42"	425	92	\$4,246

Fan-front counter top is 12" deep. Counter top approach overhang is 6".
Transaction counter-to-desktop clearance is 11 3/4".
Optional metallic inset modesty VSUMOD add \$449, see p. 115.
Worksurface grommets standard. Upgrade grommet cover to silver, N/C.


vista series

Modesty Color Options



Standard TFL

VSMOD1 - Same as Chassis
VSMOD2 - Other Standard Color



Pewter Brush

VSMOD4




Silver Matte

VSMOD5



Brushed Aluminum

VSMOD6



Aluminum Dots

VSMOD7

Metallic modesty upgrade for credenzas, bullet desks, reception and other pieces with arched modesty

VSUMOD_ (specify color from options) Add...\$449

Example: To add a silver matte metallic modesty (VS MOD5) to a bullet desk, order VSUMOD5

vista series

Accessories

Specify handle option from H3B-H10B & H14 at no charge.

(Upcharge for H11 and H30, see below).

To add handles on hutches with TFM doors, add...\$32 list each.



Crescent Handle, Metal - Black or Silver Finish

Model#	Hole Center	Width	Color	Price
MMH3B	5"	5 3/4"	Black	N/C
MMH3S	5"	5 3/4"	Silver	N/C

Elliptical Handle, Metal - Black or Silver Finish

Model#	Hole Center	Width	Color	Price
MMH5B	5"	6 3/4"	Black	N/C
MMH5S	5"	6 3/4"	Silver	N/C

Crescent Textured Nickel Handle, Metal - Silver Finish

Model#	Hole Center	Width	Price
MMH6	5"	6 1/4"	N/C

Flared Nickel Handle, Metal - Silver Finish

Model#	Hole Center	Width	Price
MMH7	5"	6 1/4"	N/C

Bow Handle, Silver Finish

Model#	Hole Center	Width	Price
MMH8	5"	6 1/8"	N/C

Curved Handle, Silver Finish

Model#	Hole Center	Width	Price
MMH9	5"	6 1/2"	N/C

Bar Square Handle, Black or Silver Finish

Model#	Hole Center	Width	Color	Price
MMH10B	5"	5 3/8"	Black	N/C
MMH10S	5"	5 3/8"	Silver	N/C

Bar Square Handle, Silver Finish

Model#	Hole Center	Width	Price
MMH11	11"	11 3/8"	\$71/ea.

Full charge applies for H11 handles.

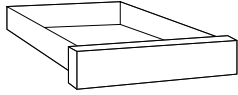
Bar Handle, Silver Finish

Model#	Hole Center	Width	Price
MMH14	11"	14"	N/C
MMH30*	27"	30"	\$71/ea.

* H30 DO NOT fit on pedestal drawers or hutch doors, full upgrade charge applies for H30 handles.

vista series

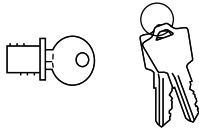
Accessories and Upgrades



Center Drawer

Model#	Depth	Width	Height	Weight	Cube	Price
MMCD	16"	21"	2 1/2"	12	.5	\$170

9-ply birch wood drawer interior, specify front laminate color.



Face Lock (For center drawers & TFM hinged doors)

Model#	Price
MMFL	\$90

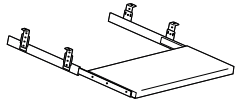
1 per set of 2 doors. Hutch with 2 or 4 doors takes 2 locks.
Glass doors do NOT lock.



Grommet (Plastic cover, hole in surface, each)

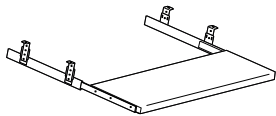
Model#	Depth	Width	Surface Hole Diameter	Price
MMGR234B Black Plastic	3"	3"	2 3/4"	\$56
MMGR234S Silver Plastic	3"	3"	2 3/4"	\$56

Specify grommet locations: Left, Right or Center. No grommet over pedestals.
See page 61 for grommet locations.



Keyboard Tray, Rollout (Specify laminate color)

Model#	Depth	Width	Height	Weight	Cube	Price
MMKB	16"	21"	3"	10	.5	\$156




Oversize Keyboard Tray, Rollout (Specify laminate color)

Model#	Depth	Width	Height	Weight	Cube	Price
MMKBLG	16"	28"	3"	12	.5	\$230



Box Drawer Convenience Tray (Insets to box drawer)

Model#	Depth	Width	Height	Weight	Cube	Price
MMBPT	5 1/2"	12"	1"	1	.5	\$32



Carton

Cartoning Charges (Extends lead time, optional)

Model#	Price
MMCAR1	Bubble Wrap (Bubble and shrink wrap around product) 7%
MMCAR2	Packaging (Corner & edge protectors w/bubble & shrink wrap) 10%
MMCAR3	Full Cartoning (Corner & edge protectors w/bubble, shrink wrap & place in carton) 20%
MMCAR4	Pallet Cartoning (Corner & edge protectors w/bubble/shrink wrap, place in carton, strap to pallet) 25%

Cartoning is optional. Maverick product ships blanket wrapped.

canyon series



The crisp, clean, distinctive lines and extra design options clearly set the Canyon apart. A truly executive series with furniture pieces to outfit the entire office suite. Combine two colors to make your own unique design statement. Available in our 20 standard colors.

Features

Canyon series is standard with full locking pedestals, frosted glass modesty panel on 72" desks. Full modesty panels and grommets on credenzas, bridges and returns. Hutch with frosted glass doors and paper sorters.


Grooved Edge Detail



Edge Profile



Side View



Conference | Community Tables | Adjustable Desk



conference collection

canyon series

15
DAYS Lead Time

Product Specifications

Colors

- 20 standard colors are available. Two colors may be specified at no charge.

Top / Worksurfaces

- Top edges are edged with 2 mm PVC edge banding. Grooved edge.
- 1" industrial quality (45 lb.) particleboard with TFM (Thermal-fused Melamine).
- Metal-to-metal connection fittings are installed for bridges and returns.
- Wood grain direction on tops of bridges and returns run from user side to approach side to coordinate with main unit tops.
- Tops have a "floating" appearance created by an inset 3/4" undertop trim banded in a choice of silver or black.

Chassis Construction

- TFM (Thermally Fused Melamine) chassis fastened by screws, steel brackets, and/or concealed fasteners.
- Full pedestal is standard.
- Full height modesty panel in framed glass is standard on desk only. Optional contrasting modesty or one of 5 metallic HPL modesties may be selected at no charge.
- Adjustable leveling glides on all units designed to set on the floor.
- Hutches for Canyon Series are designed to fit Canyon Series ONLY and offer frosted glass doors and standard paper sorters and valance.
- Product heights are coordinated to facilitate matching at 72 inches except 52" bookcase hutch.
- Standard woodgrain direction on the modesty of desk and credenzas is vertical and on the backs of hutches and front of receptions is horizontal.
- Plinth-base or square-feet are provided on all pedestals in choice of silver laminate or black PVC banding.

Drawer Suspension, Construction and Doors

- 9-ply Birch wood box and file drawers have full extension, progressive action slides with precision steel ball bearings.
- Heavy-duty file rods in file drawers.
- The full-overlay drawer fronts and doors are provided with choice of handles standard (except for hutch).
If none are specified, H3B handles will be provided.
- The TFM full-overlay doors on the hutch feature a recessed finger pull. Handles for glass hutch doors are not available.

Cord Management

- Worksurface grommets are standard on bridges, returns and credenzas. Backs of hutches have standard rectangular grommets.
- Grommets may be selected in black or silver color. The standard is to match the color of the trim on the undertop.
- Cordgap exists below all modesty panels on worksurface units.

Locks

- Standard on all pedestals.
- Black or silver, removable cores are standard for all locks.
- Pedestal key numbers are randomly assigned to all locking pedestals, except that double pedestal units will be keyed alike.
- Key alike lock numbers (#101-115) may be specified at no charge.
- Master keys and keyed-alike combinations are available.

Disclaimer: Dimensions assigned in this price list are nominal. If exact measurements are required, the requirement must be specified in the order and specifically acknowledged by Maverick. Maverick reserves the right to change construction details and standards without notification, if necessary.

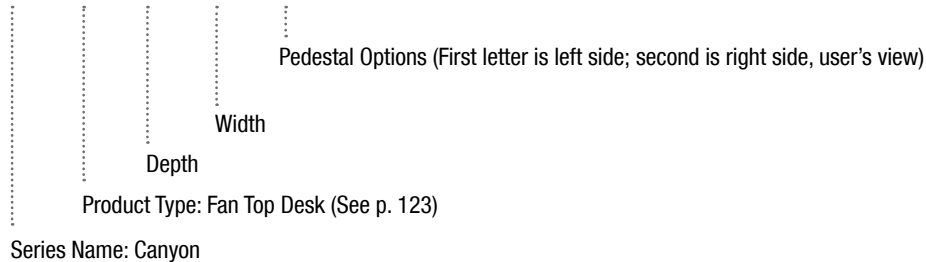
Line drawings shown are a resemblance to finished product. Product Designs may vary. Discounts are different between factories.

canyon series

How to Order Canyon Series

WORKSURFACE UNITS: DESK, CREDENZAS AND RETURNS

1. Product number: **CY DF 36 72 BB**



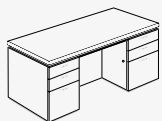
2. Specify worksurface color. Matching color edge is standard.
4. Specify undertop trim color - silver or black.
5. Specify chassis color. Matching color edge banding is standard. Matching TFM modesty color is standard.
6. Specify plinth base color - silver or black. Standard is matching undertop trim color.
7. Specify Drawer or Door Front finish (matching color edgeband is standard). For two colors...Add \$114 list.
8. Specify modesty color - standard on 72" w desk is CY MOD10 glass modesty unless otherwise specified. No-charge for options, CY MOD1 through CY MOD7 (see page 130). Modesty color same as chassis is standard.
9. Specify handle option. Choice of handle is standard. MM H3B is the default handle if none is specified.
NOTE: No handles are available for hutch (15") glass doors.
10. Specify Grommet Color - Silver or black. Standard is matching undertop color.

STANDARD HANDLE OPTIONS

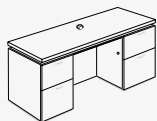
IMPORTANT NOTE: Choice of handles is standard on all drawers and doors except hutches. No handles are available for hutch (15") glass doors.



PEDESTAL/BASE OPTIONS



Full Pedestal
box/box/file (B)



Full Pedestal
file/file (F)



Lateral File
lateral file (L)

GROMMETS



HUTCH GROMMET
(BACK PANEL)

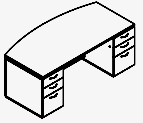


TOP & MODESTY GROMMET

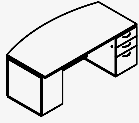
canyon series

Statement of Line

DESK

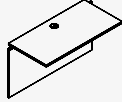


Desk Fan Top - dbl. ped.
(CYDF___BB)



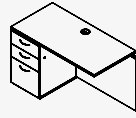
Desk Fan Top - sgl. ped.
(CYDF___XB)

BRIDGE

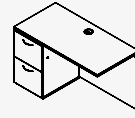


Return - bridge
(CYBR___)

RETURNS

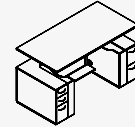


Return - box/box/file
(CYL___BX)

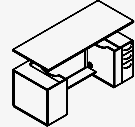


Return - file/file
(CYL___FX)

ADJUSTABLE DESKS

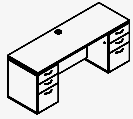


Adjustable Desks
(BF)

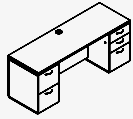


Adjustable Desks
(XB)

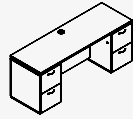
CREDENZAS



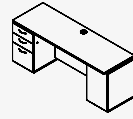
Credenza - dbl. ped. box/box/file
(CYCE___BB)



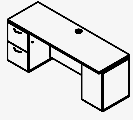
Credenza - dbl. ped. file/file, box/box/file
(CYCE___FB)



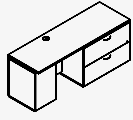
Credenza - dbl. ped. file/file
(CYCE___FF)



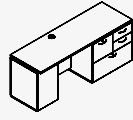
Credenza - single ped. box/box/file
(CYCE___BX)



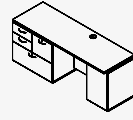
Credenza - single ped. file/file
(CYCE___FX)



Credenza - lateral file
(CYCE___XL)

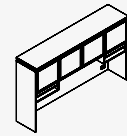


Credenza - personal lateral file
(CYCE___PLXF)

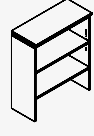


Credenza - personal lateral file
(CYCE___PLFX)

HUTCHES

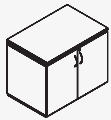


Hutch - with doors
(CYHD)

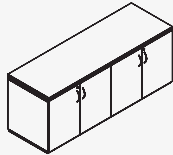


Hutch - bookcase
(CYHB)

STORAGE



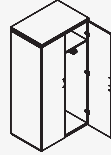
Storage - cabinet
(CYHDC)



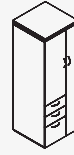
Storage - credenza
(CYCE)



Storage - Single Storage Cabinet
(CYSTS)

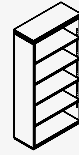


Storage - Wardrobe Cabinet
(CYWC)



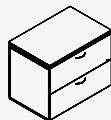
Storage - Personal Storage Cabinet
(CYWCP)

BOOKCASE



Bookcase
(CYBC)

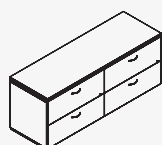
FILING



Lateral File
(CYL)

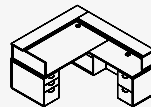


Lateral File
(CYLF)

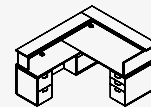


Double Lateral File
(CYLF)

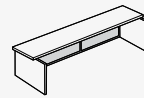
RECEPTION



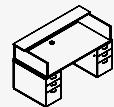
Reception (Right return)
(CYDER___BX)
(CYRRR___XF)
(CYRB___R)



Reception (Left return)
(CYDER___XB)
(CYRRL___FX)
(CYRB___L)

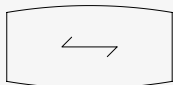


Reception Riser
(CYRB___)

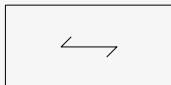


Reception Double Pedestal Desk
(CYDER___BB)
Riser (CYRB___)

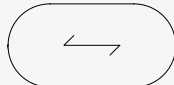
CONFERENCE



Boatshape
(CYBS___)



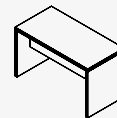
Rectangular
(CYRE___)



Racetrack
(CYRT___)



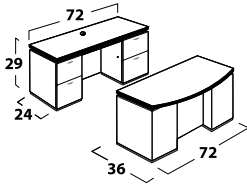
Round
(CYRD___)



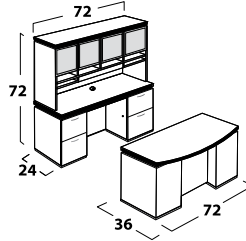
Community
(CYNCT___)

canyon series

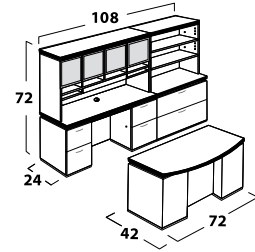
Configurations



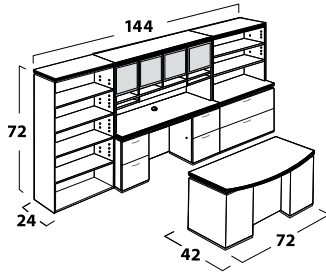
CY1	
1 CYDF3672BB	\$2,714
1 CYCE2472FF	\$2,271
	\$4,985



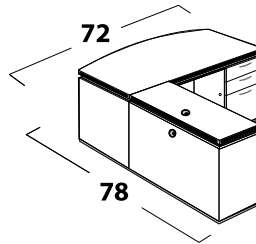
CY2	
1 CYDF3672BB	\$2,714
1 CYCE2472FF	\$2,271
1 CYHD1672	\$2,596
	\$7,581



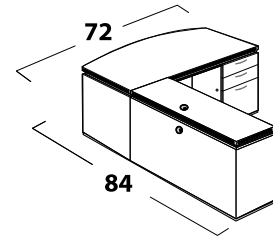
CY3	
1 CYDF4272BB	\$2,825
1 CYCE2472FF	\$2,271
1 CYHD1672	\$2,596
1 CYL22436L	\$1,375
1 CYHB1542	\$840
	\$9,907



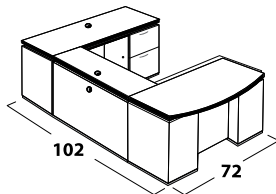
CY4	
1 CYDF4272BB	\$2,825
1 CYCE2472FF	\$2,271
1 CYBC1572	\$1,296
1 CYHD1672	\$2,596
1 CYL22436L	\$1,375
1 CYHB1542	\$840
	\$11,203



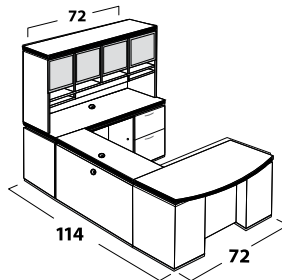
CY5L	
1 CYDF3672XB	\$2,356
1 CYRL2442BX	\$1,671
	\$4,027



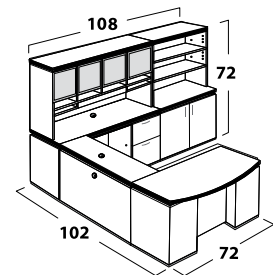
CY6L	
1 CYDF3672XB	\$2,356
1 CYRL2448BX	\$1,688
	\$4,044



CY7R	
1 CYDF3672BX	\$2,356
1 CYBR2442	\$575
1 CYCE2472XF	\$2,006
	\$4,937



CY8R	
1 CYDF3672BX	\$2,356
1 CYBR2454	\$608
1 CYHD1672	\$2,596
1 CYCE2472XF	\$2,006
	\$7,566

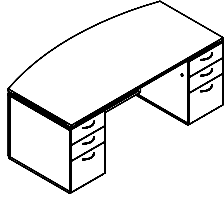


CY9R	
1 CYDF3672BX	\$2,356
1 CYBR2442	\$575
1 CYCE2472XF	\$2,006
1 CYHD1672	\$2,596
1 CYHDC2436	\$1,499
1 CYHB1542	\$840
	\$9,872

canyon series

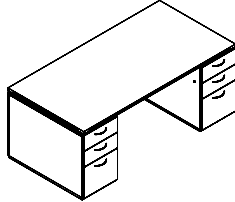
Desks

* Standard Glass Modesty Panel on 72"W desk units only, unless specified "No Glass Modesty"
Upgrade Modesty Panel color Option, see P. 130. N/C. Desks Modesty Panel Inset 6"



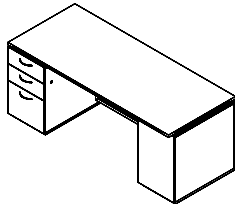
Desk, Fan Top Double Pedestal, Box/Box/File Left and Right
(Two locking pedestals, handles)

Model#	Depth	Width	Height	Weight	Cube	Price
CYDF3672BB	30/36"	72"	29"	318	45	\$2,714
CYDF4272BB	36/42"	72"	29"	385	52	\$2,825



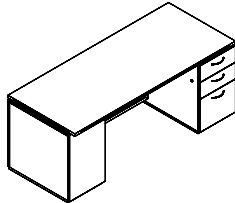
Desk, Rectangular Double Pedestal, Box/Box/File Left and Right
(Two locking pedestals, handles)

Model#	Depth	Width	Height	Weight	Cube	Price
CYDE3066BB	30"	66"	29"	270	32	\$2,136
CYDE3072BB	30"	72"	29"	318	37	\$2,712
CYDE3672BB	36"	72"	29"	385	40	\$2,818



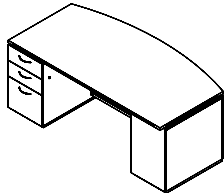
Desk, Single Pedestal, Box/Box/File Left (Locking pedestal, handles)

Model#	Depth	Width	Height	Weight	Cube	Price
CYDE3066BX	30"	66"	29"	270	40	\$1,807
CYDE3072BX	30"	72"	29"	280	45	\$2,315
CYDE3672BX	36"	72"	29"	295	52	\$2,473



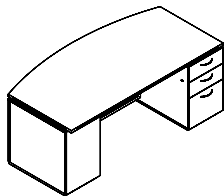
Desk, Single Pedestal, Box/Box/File Right (Locking pedestal, handles)

Model#	Depth	Width	Height	Weight	Cube	Price
CYDE3066XB	30"	66"	29"	270	40	\$1,807
CYDE3072XB	30"	72"	29"	280	45	\$2,315
CYDE3672XB	36"	72"	29"	295	52	\$2,473



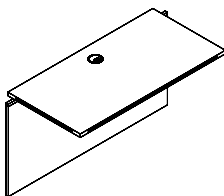
Desk, Fan Top Single Pedestal, Box/Box/File Left (Locking pedestal, handles)

Model#	Depth	Width	Height	Weight	Cube	Price
CYDF3672BX	30/36"	72"	29"	284	45	\$2,356
CYDF4272BX	36/42"	72"	29"	380	52	\$2,512



Desk, Fan Top Single Pedestal, Box/Box/File Right (Locking pedestal, handles)

Model#	Depth	Width	Height	Weight	Cube	Price
CYDF3672XB	30/36"	72"	29"	284	45	\$2,356
CYDF4272XB	36/42"	72"	29"	380	52	\$2,512



Bridge Section (Full modesty panel, grommets)

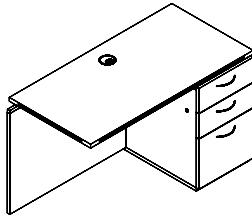
Model#	Depth	Width	Height	Weight	Cube	Price
CYBR2442	24"	42"	29"	76	18	\$575
CYBR2448	24"	48"	29"	88	20	\$592
CYBR2454	24"	54"	29"	100	24	\$608

Standard grommet top and modesty panel center. Grommet color black or silver will match under top trim.

See available accessories, pp. 130-132.

canyon series

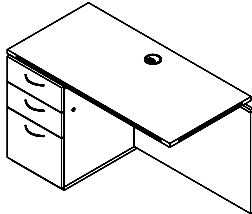
Returns



Return, Box/Box/File Pedestal Right (Full modesty, locking pedestal, handles, grommets)

Model#	Depth	Width	Height	Weight	Cube	Price
CYRR2442XB	24"	42"	29"	143	18	\$1,671
CYRR2448XB	24"	48"	29"	156	20	\$1,688

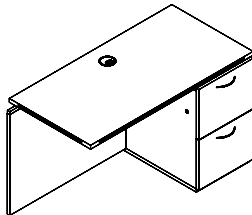
Standard grommet top and modesty panel center. Grommet color black or silver will match undertop trim.



Return, Box/Box/File Pedestal Left (Full modesty, locking pedestal, handles, grommets)

Model#	Depth	Width	Height	Weight	Cube	Price
CYRL2442BX	24"	42"	29"	143	18	\$1,671
CYRL2448BX	24"	48"	29"	156	20	\$1,688

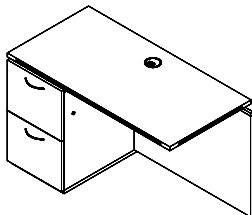
Standard grommet top and modesty panel center. Grommet color black or silver will match undertop trim.



Return, File/File Pedestal Right (Full modesty, locking pedestal, handles, grommets)

Model#	Depth	Width	Height	Weight	Cube	Price
CYRR2442XF	24"	42"	29"	143	18	\$1,598
CYRR2448XF	24"	48"	29"	156	20	\$1,637

Standard grommet top and modesty panel center. Grommet color black or silver will match undertop trim.

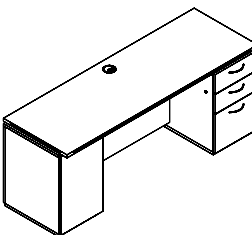


Return, File/File Pedestal Left (Full modesty, locking pedestal, handles, grommets)

Model#	Depth	Width	Height	Weight	Cube	Price
CYRL2442FX	24"	42"	29"	143	18	\$1,598
CYRL2448FX	24"	48"	29"	156	20	\$1,637

Standard grommet top and modesty panel center. Grommet color black or silver will match undertop trim.

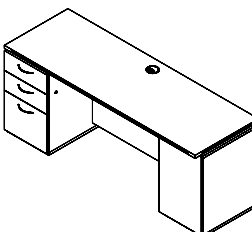
Credenzas



Credenza Single Pedestal, Box/Box/File on Right (Full modesty, locking pedestal, handles, grommets)

Model#	Depth	Width	Height	Weight	Cube	Price
CYCE2472XB	24"	72"	29"	221	30	\$2,006

Standard grommet top and modesty panel center. Grommet color black or silver will match undertop trim.



Credenza Single Pedestal, Box/Box/File on Left (Full modesty, locking pedestal, handles, grommets)

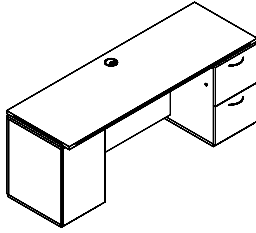
Model#	Depth	Width	Height	Weight	Cube	Price
CYCE2472BX	24"	72"	29"	221	30	\$2,006

Standard grommet top and modesty panel center. Grommet color black or silver will match undertop trim.

See available accessories, pp. 130-132.

canyon series

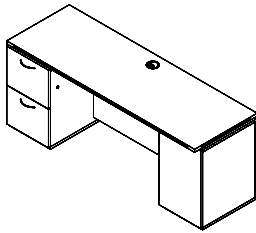
Credenzas



Credenza Single Pedestal, File/File on Right
(Full modesty, locking pedestal, handles, grommets)

Model#	Depth	Width	Height	Weight	Cube	Price
CYCE2472XF	24"	72"	29"	221	30	\$2,006

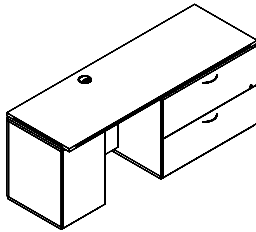
Standard grommet top and modesty panel center. Grommet color black or silver will match undertop trim.



Credenza Single Pedestal, File/File on Left
(Full modesty, locking pedestal, handles, grommets)

Model#	Depth	Width	Height	Weight	Cube	Price
CYCE2472FX	24"	72"	29"	221	30	\$2,006

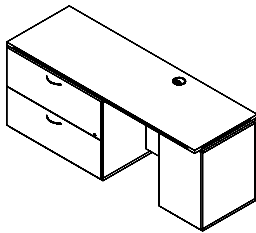
Standard grommet top and modesty panel center. Grommet color black or silver will match undertop trim.



Credenza Single Pedestal, 36"W Lateral File on Right
(Full modesty, locking pedestal, handles, grommets)

Model#	Depth	Width	Height	Weight	Cube	Price
CYCE2472XL	24"	72"	29"	284	30	\$2,126

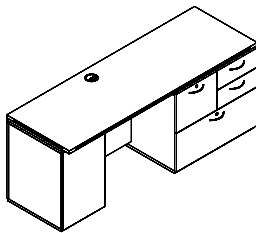
For H30 handle, add \$68 each. Standard grommet top and modesty panel center. Grommet color black or silver will match undertop trim.



Credenza Single Pedestal, 36" W Lateral File on Left
(Full modesty, locking pedestal, handles, grommets)

Model#	Depth	Width	Height	Weight	Cube	Price
CYCE2472LX	24"	72"	29"	284	30	\$2,126

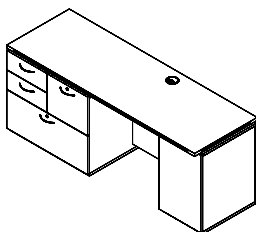
For H30 handle, add \$68 each. Standard grommet top and modesty panel center. Grommet color black or silver will match undertop trim.



Credenza Single Pedestal, 31" W Personal Lateral File on Right
(Full modesty, two locks, handles, grommets)

Model#	Depth	Width	Height	Weight	Cube	Price
CYCE2472PLXF	24"	72"	29"	284	30	\$2,277

Standard grommet top and modesty panel center. Grommet color black or silver will match undertop trim. Box drawers do not lock.



Credenza Single Pedestal, 31" W Personal Lateral File on Left
(Full modesty, two locks, handles, grommets)

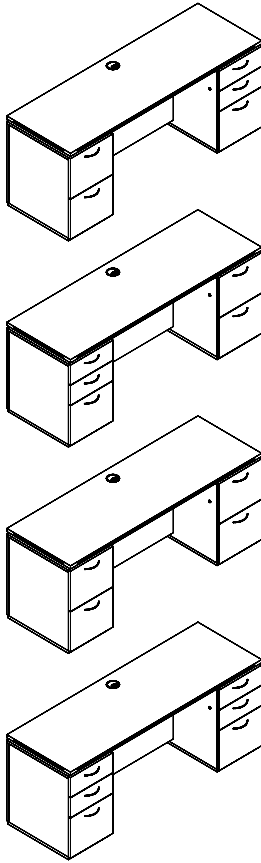
Model#	Depth	Width	Height	Weight	Cube	Price
CYCE2472PLFX	24"	72"	29"	284	30	\$2,277

Standard grommet top and modesty panel center. Grommet color black or silver will match undertop trim. Box drawers do not lock.

See available accessories, pp. 130-132.

canyon series

Credenzas



Credenza Double Pedestal, File/File on Left, Box/Box/File on Right
(Full modesty, two locking pedestal, handles, grommets)

Model#	Depth	Width	Height	Weight	Cube	Price
CYCE2472FB	24"	72"	29"	251	30	\$2,306

Standard grommet top and modesty panel center. Grommet color black or silver will match undertop trim.

Credenza Double Pedestal, Box/Box/File on Left, File/File on Right
(Full modesty, two locking pedestal, handles, grommets)

Model#	Depth	Width	Height	Weight	Cube	Price
CYCE2472BF	24"	72"	29"	251	30	\$2,306

Standard grommet top and modesty panel center. Grommet color black or silver will match undertop trim.

Credenza Double Pedestal, File/File on Left and Right
(Full modesty, two locking pedestal, handles, grommets)

Model#	Depth	Width	Height	Weight	Cube	Price
CYCE2472FF	24"	72"	29"	251	30	\$2,271

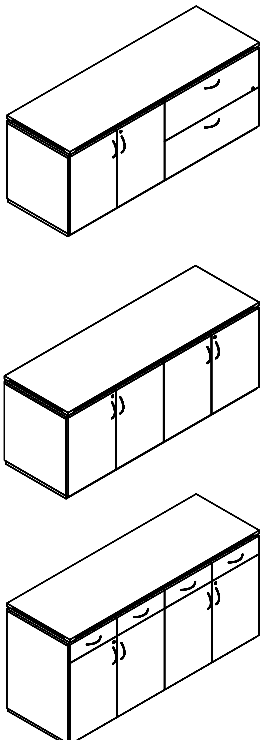
Standard grommet top and modesty panel center. Grommet color black or silver will match undertop trim.

Credenza Double Pedestal, Box/Box/File on Left and Right
(Full modesty, two locking pedestal, handles, grommets)

Model#	Depth	Width	Height	Weight	Cube	Price
CYCE2472BB	24"	72"	29"	251	30	\$2,271

Standard grommet top and modesty panel center. Grommet color black or silver will match undertop trim.

Storage Credenzas



Credenza, Hinged Door Cabinet Left and Right Lateral File
(Handles, lateral file 2-drawer, two locks)

Model#	Depth	Width	Height	Weight	Cube	Price
CYCE2072 9FP	20"	72"	29"	329	25	\$3,112
CYCE2472 9FP	24"	72"	29"	373	29	\$3,263

Cabinet includes 1-adjustable shelf 3/4" thick.
For right cabinet and left lateral file, specify N/C.

Credenza 4-Full Hinged Doors (2-adjustable shelves, handles, two locks)

Model#	Depth	Width	Height	Weight	Cube	Price
CYCE2072 1FP	20"	72"	29"	307	25	\$2,828
CYCE2472 1FP	24"	72"	29"	354	29	\$2,984

Includes 1-adjustable shelf 3/4" thick per side.

Buffet Credenza 4-Box Drawers and 4-Full Hinged Doors
(2-adjustable shelves, handles, doors two locks)

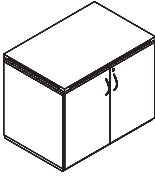
Model#	Depth	Width	Height	Weight	Cube	Price
CYHDBC2072	20"	72"	36"	361	30	\$3,520
CYHDBC2472	24"	72"	36"	409	36	\$3,676

Includes 1-adjustable shelf 3/4" thick per side. (Locks N/A for Box drawers)

See available accessories, pp. 130-132.

canyon series

Storage



Utility Cabinet with Hinged Doors (One adjustable shelf 3/4" thick, handles, lock)

Model#	Depth	Width	Height	Weight	Cube	Price
CYHDC2436	24"	36"	29"	175	15	\$1,499

Glass Doors are not available.



Single Storage Cabinet Right Door (4-adjustable shelves, handles, lock)

Model#	Depth	Width	Height	Weight	Cube	Price
CYSTS1672R	24"	16"	72"	191	16	\$1,584

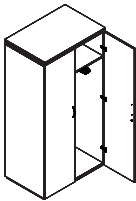
Adjustable shelves are 3/4" thick.



Single Storage Cabinet Left Door (4-adjustable shelves, handles, lock)

Model#	Depth	Width	Height	Weight	Cube	Price
CYSTS1672L	24"	16"	72"	191	16	\$1,584

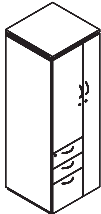
Adjustable shelves are 3/4" thick.



Wardrobe Cabinet 1-Fixed Shelf and Coat Rack (Handles, lock)

Model#	Depth	Width	Height	Weight	Cube	Price
CYWC3672	24"	36"	72"	290	36	\$2,120

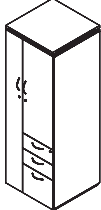
Coat Rack is below fixed shelf.



Personal Storage Cabinet, 2-Doors Left Box/Box/File Pedestal (Handles, 3-locks)

Model#	Depth	Width	Height	Weight	Cube	Price
CYWCP2472R	24"	24"	72"	287	24	\$3,130

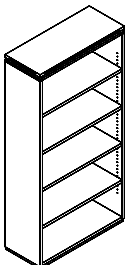
Right door long compartment with coctrack, left door 2-adjustable shelves are 3/4" thick. Doors and BBF includes face lock.



Personal Storage Cabinet, 2-Doors, Right Box/Box/File Pedestal (Handles, 3-locks)

Model#	Depth	Width	Height	Weight	Cube	Price
CYWCP2472L	24"	24"	72"	287	24	\$3,130

Left door long compartment with coctrack, right door 2-adjustable shelves are 3/4" thick. Doors and BBF includes face lock.



Bookcase (1"-thick adjustable shelves, plinth base)

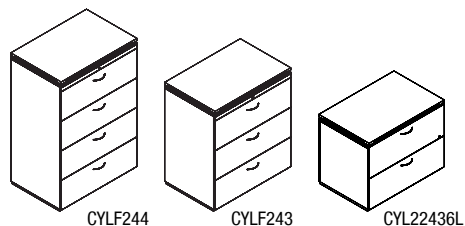
Model#	Depth	Width	Height	# Shelves	Weight	Cube	Price
CYBC1530	15"	36"	29"	1	108	10	\$746
CYBC1548	15"	36"	48"	2	150	15	\$903
CYBC1560	15"	36"	60"	3	182	19	\$1,101
CYBC1572	15"	36"	72"	4	214	23	\$1,296

For additional adjustable shelf, add CYSH1 \$130 ea. Includes 4-pins per shelf. Adjustable shelves recommended weight is 20 lbs each, distributed evenly.

See available accessories, pp. 131.

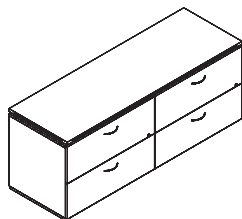
canyon series

Filing



Lateral File (Handles, lock)							
Model#	Depth	Width	Height	Drawers	Weight	Cube	Price
CYL22436L	24"	36"	29"	2	192	15	\$1,374
20 CYLF243	24"	36"	43"	3	257	22	\$2,798
20 CYLF244	24"	36"	55"	4	307	28	\$3,259

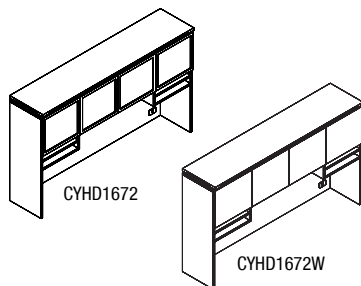
3 and 4-Drawer lateral file requires 20 LEAD TIME.



Double Lateral File 4-Drawer (Handles, 2-locks)							
Model#	Depth	Width	Height	Weight	Cube	Price	
CYLF202+2	20"	72"	29"	351	25	\$3,224	
CYLF242+2	24"	72"	29"	392	29	\$3,362	

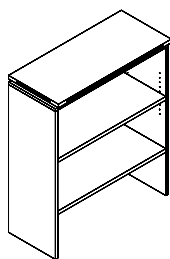
NOTE: All files recommended capacity is 75%, do not overload.

Hutches



Hutch with Four Doors, Left and Right Mail Sorter, Facia (26" clearance below fascia)							
Model#	Depth	Width	Height	Doors	Weight	Cube	Price
CYHD1672	16"	72"	42"	4 Glass	237	28	\$2,596
CYHD1672W	16"	72"	42"	4 TFM	237	28	\$2,163

Bottom Clearance: 19"H below mail sorter, 26"H below fascia.
 Note: No handles or locks are available for frosted glass doors.
 For TFM doors face lock add MMFL \$90 ea. (Requires 2-locks)
 For tasklight, add CYTSKLT...\$311. For tackboard, add MMTKBD66...\$628.
 2 square grommet color black or silver will match undertop trim.
 35lb. weight capacity distributed evenly.

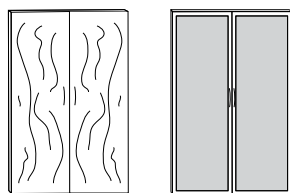


Glass Doors Available

Bookcase Hutch (1 fix and 1 adjustable shelf)							
Model#	Depth	Width	Height	# Shelves	Weight	Cube	Price
CYHB1542	15/16"	36"	42"	2	117	14	\$840
CYHB1552	15/16"	36"	52"	3	143	17	\$917

Only CYHB1552 may be ordered with optional glass doors and it has 1 fixed and 2 adjustable shelves.
 CYHB1542 has 1 adjustable shelf and 1 fixed shelf.
 On both 42"H and 52"H units the top front overhangs leg front by 1".
 2 square grommet black or silver will match undertop trim.
 35lb. weight capacity distributed evenly.

Door Options



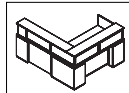
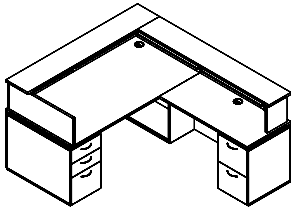
Bookcase Hutch Doors, Pair (Solid TFM in choice of colors; frosted glass with silver vinyl-wrapped MDF frame, select handles)							
Model#	Depth	Width	Height	Weight	Cube	Price	
CY WD52	3/4"	36"	52"	30	1	\$538	
CY VW52	3/4"	36"	52"	28	1	\$1,516	

Designed to fit CYHB1552 bookcase hutch only.
 Choose standard handles from H3B-H10B & H14 at no charge, see p. 131.

See handle options, p. 131, available accessories, pp. 130-132.

canyon series

Reception

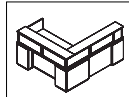
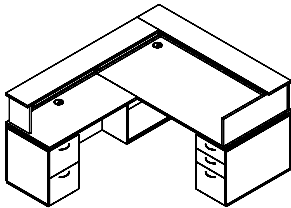


APPROACH VIEW

Reception "L" Unit, Right Return 24" x 48" (Desk modesty inset 6")

Model#	Depth	Width	Height	Weight	Cube	Price
CYDER3672BX	36"	72"	29"	295	52	\$2,742
CYRRR2448XF	24"	48"	29"	156	20	\$1,816
CYRB7284R	12"	72/84"	14"	140	3	\$1,820

Note: Desk has Box/Box/File pedestal, right return is 24"x 48" and has File/File pedestal. Standard glass modesty panel on 72"W desk units only, unless specified "No Glass Modesty". Standard glass back panel on risers & silver frame. Frame N/A in black. Specify desk modesty option from p. 130, CYMOD1 through CYMOD7. N/C. Desk and return is designed to accept reception counter.

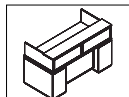
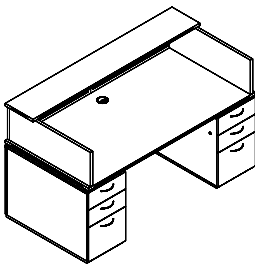


APPROACH VIEW

Reception "L" Unit, Left Return 24" x 48" (Desk modesty inset 6")

Model#	Depth	Width	Height	Weight	Cube	Price
CYDER3672XB	36"	72"	29"	295	52	\$2,742
CYRRL2448FX	24"	48"	29"	156	20	\$1,816
CYRB7284L	12"	72/84"	14"	140	3	\$1,820

Note: Desk has Box/Box/File pedestal, right return is 24"x 48" and has File/File pedestal. Standard glass modesty panel on 72"W desk units only, unless specified "No Glass Modesty". Standard glass back panel on risers & silver frame. Frame N/A in black. Specify desk modesty option from p. 130, CYMOD1 through CYMOD7. N/C. Desk and return is designed to accept reception counter.



APPROACH VIEW

Reception Double Pedestal Desk, BBF Left & Right (Desk modesty inset 6")

Model#	Depth	Width	Height	Weight	Cube	Price
CYDER3672BB	36"	72"	29"	390	65	\$3,087
CYRB72	36"	72"	14"	70	21	\$1,183

Note: Desk has Box/Box/File each pedestal. Standard glass modesty panel on 72"W desk units only, unless specified "No Glass Modesty". Specify desk modesty option from p. 130, CYMOD1-CYMOD7. N/C. Standard glass back panel on risers & silver frame. Frame N/A in black. Desk is designed to accept reception counter. For single pedestal desk choose CYDER3672BX or XB (see above).

**NOTE: Standard grommet locations as shown.
Black or Silver will match undertop trim and base.**

canyon series

Desk Modesty Color Upgrade Options




Standard TFL

CYMOD1 - Same as Chassis
CYMOD2 - Other Standard Color




Pewter Brush

CYMOD4




Silver Matte

CYMOD5



Brushed Aluminum

CYMOD6



Aluminum Dots

CYMOD7

Desk Modesty Glass

(Standard on 72" w Desk Only. N/A for other widths)



Desk Framed
Glass Modesty

Silver-wrapped Frame with Frosted Glass

CYMOD10

canyon series

Accessories

Specify handle option from H3B-H10B & H14...No upcharge
To add handles on hutch TFM doors, add \$32 ea.
(Upcharge for H11 and H30, see below)



Crescent Handle, Metal - Black or Silver Finish

Model#	Hole Center	Width	Color	Price
MMH3B	5"	5 3/4"	Black	N/C
MMH3S	5"	5 3/4"	Silver	N/C

Elliptical Handle, Metal - Black or Silver Finish

Model#	Hole Center	Width	Color	Price
MMH5B	5"	6 3/4"	Black	N/C
MMH5S	5"	6 3/4"	Silver	N/C

Crescent Textured Nickel Handle, Metal - Silver Finish

Model#	Hole Center	Width	Price
MMH6	5"	6 1/4"	N/C

Flared Nickel Handle, Metal - Silver Finish

Model#	Hole Center	Width	Price
MMH7	5"	6 1/4"	N/C

Bow Handle, Silver Finish

Model#	Hole Center	Width	Price
MMH8	5"	6 1/8"	N/C

Curved Handle, Silver Finish

Model#	Hole Center	Width	Price
MMH9	5"	6 1/2"	N/C

Bar Square Handle, Black or Silver Finish

Model#	Hole Center	Width	Color	Price
MMH10B	5"	5 3/8"	Black	N/C
MMH10S	5"	5 3/8"	Silver	N/C

Full upcharge for H11 handles applies. H11 do not fit on adjustable desks.

Bar Square Handle, Silver Finish

Model#	Hole Center	Width	Price
MMH11	11"	11 3/8"	\$71/ea.

Full upcharge for H11 handles applies. H11 do not fit on adjustable desks.

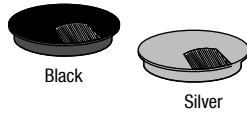
Bar Handle, Silver Finish

Model#	Hole Center	Width	Price
MMH14	11"	14"	N/C
MMH30*	27"	30"	\$71/ea.

* H30 DO NOT fit on pedestal drawers or hutch doors and adjustable desks.
Full upcharge for H30 handles applies. H14 do not fit on adjustable desks.

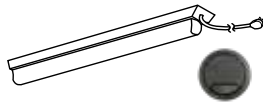
canyon series

Accessories and Upgrades



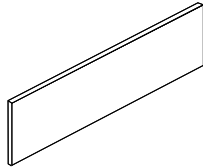
Grommet with Brush						
Model#	Depth	Width	Surface Hole Diameter	Color	Price	
NAGR3B	3 1/2"	3 1/2"	3 3/16"	Black Plastic w/ Brush	\$90	
NAGR3S	3 1/2"	3 1/2"	3 3/16"	Silver Plastic w/ Brush	\$90	

Specify grommet location...Left, Right or Center. No grommets over pedestals.
NAGR3B or NAGR3S is the standard grommet style for Canyon series (items where grommets are shown).



Tasklight and Grommet (One black light and one grommet on hutch back panel)						
Model#	Depth	Width	Height	Weight	Cube	Price
CYTSKLT	7/8"	24 1/2"	1 7/8"	2	.1	\$311

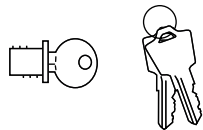
LED light.




Hutch Tackboards						
Model#	Depth	Width	Height	Weight	Cube	Price
MMTKBD66	1/2"	66"	14 1/4"	19	1	\$628

MM TKB66 fits 72" wide hutch. For fabric color choice, see inside back cover.
For Underground Fabric add 25%

Fabric Chart (Uses Guilford of Maine)	
STANDARD FABRICS	
Tempest 2120...Zebra 015, Silk 045 Sprite 2671 ...Snow 7040, Linen 7010	
Anchorage 2335 ...Sunshine 2082, Waterfall 2691, Green Apple 2087, Aubergine 2036, Goose 2049, Onyx 2016, Red Delicious 2014	
Metro 3077 ...Storefront 030, Skyscraper 022 Cape Cod 3073 ...Linen 7031, Surf 7062	
Metallation 5118 ...Chrome 1676, Polished Pewter 1678	
Cadence 5595 ...Jade 1441, Turquoise 1442, Opal 1432, Sapphire 1443, Coral 1437	
25% UPCHARGE*	
* Underground 2967 ...Champagne 010, Tangerine 070, Azure 050, Ocean 041, Pepper 030, Earth 061	



Face Lock (For TFM hinged doors)	
Model#	Price
MMFL	\$90



Cartoning Charges (Extends lead time, optional)		
Model#		Price
MMCAR1	Bubble Wrap (Bubble and shrink wrap around product)	7%
MMCAR2	Packaging (Corner & edge protectors w/bubble & shrink wrap)	10%
MMCAR3	Full Cartoning (Corner & edge protectors w/bubble, shrink wrap & place in carton)	20%
MMCAR4	Pallet Cartoning (Corner & edge protectors w/bubble/shrink wrap, place in carton, strap to pallet)	25%

Cartoning is optional. Maverick product ships blanket wrapped.

canyon series

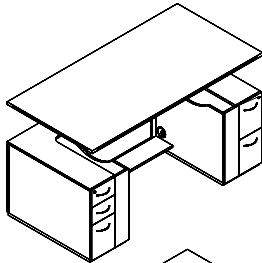
Adjustable Desks



See Canyon series standard Credenzas and Hutches.
Custom sizes available through our design department.

canyon series

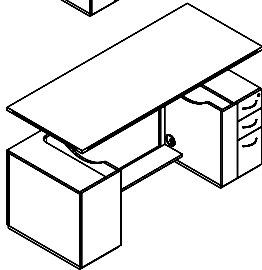
Adjustable Desks



Height Adjustable Double Pedestal Desk Frosted Glass Modesty, Right FF & Left BBF
(Two full face locks, handles)

Model#	Depth	Width	Height	Weight	Cube	Price
CYHADE3672BF	36"	72"	29"H	318	37	\$5,145

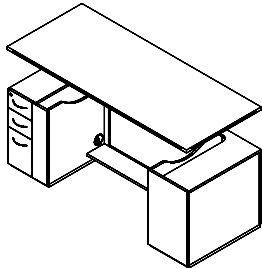
Note: Adj. Desk is designed to fit our Adj. 3-Stage Base. 24" Adj. Base required and is not included. Base Boxes include left & right grommet. Modesty inset 6". (H11 & H14 handles do not fit).



Height Adjustable Single Pedestal Desk Frosted Glass Modesty, Right BBF
(Full face lock, handles)

Model#	Depth	Width	Height	Weight	Cube	Price
CYHADE3072XB	30"	72"	29"	280	45	\$4,652

Note: Adj. Desk is designed to fit our Adj. 3-Stage Base. 24" Adj. Base required and is not included. Base Boxes include left & right grommet. Modesty inset 6". (H11 & H14 handles do not fit).

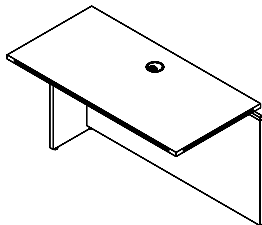


Height Adjustable Single Pedestal Desk Frosted Glass Modesty, Left BBF
(Full face lock, handles)

Model#	Depth	Width	Height	Weight	Cube	Price
CYHADE3072BX	30"	72"	29"	280	45	\$4,652

Note: Adj. Desk is designed to fit our Adj. 3-Stage Base. 24" Adj. Base required and is not included. Base Boxes include left & right grommet. Modesty inset 6". (H11 & H14 handles do not fit).

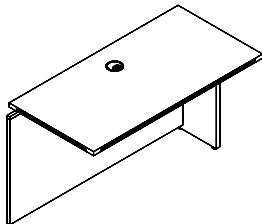
Bridges - For Adjustable Desks



Right Bridge Full Modesty, Left Half Leg (Right/Flush)

Model#	Depth	Width	Height	Weight	Cube	Price
CYHABR2448R	30"	72"	29"	99	20	\$1,299

Standard grommet top and modesty panel center. Grommet will match under top trim. For U-Shape set up: Connects to left side of credenza, for Credenzas see p. 124-125.

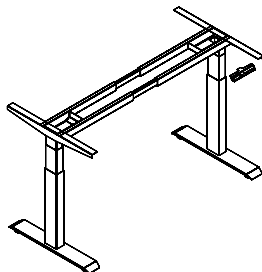


Right Bridge Full Modesty, Right Half Leg (Left/Flush)

Model#	Depth	Width	Height	Weight	Cube	Price
CYHABR2448L	30"	72"	29"	99	20	\$1,299

Standard grommet top and modesty panel center. Grommet will match under top trim. For U-Shape set up: Connects to right side of credenza, for Credenzas see p. 124-125.

Height Adjustable Bases 3 Stage



Height Electrical Base 3 Stage

Model#	Base (D)	Base (W)	Height	Color	Weight	Cube	Price
MMLEGAHE24S3	22"	47-72"	23 1/2"-49"	Silver	64	1	\$1,607
MMLEGAHE24B3	22"	47-72"	23 1/2"-49"	Black	64	1	\$1,607
MMLEGAHE24W3	22"	47-72"	23 1/2"-49"	White	64	1	\$1,607

3-Stage Base. Bases ship unassembled.

See available accessories, pp. 131-132.

conference collection

Conference Table and Training Table selections are available in many options. Details of the table tops are provided for each series below. Specifications are found in each of the applicable series. For **Training Tables**, see **P. 157**.

Product Specifications

COLORS

- 20 standard colors are available. Two colors may be specified at no charge. (Except for premium colors)
- See color chart for color availability and color upcharges information.

TOPS (EDGE BAND)  and  3 DAYS LEAD TIME

MAVERICK SERIES

- Conference table tops have a 1 $\frac{3}{4}$ " built-up edge.
- 2mm PVC edge band.
- 1 $\frac{3}{4}$ "-thick thermally fused melamine (TFM) built-up top.
- Rectangular and Boatshape tables feature radius corners.
- Round tables are 1" thick.
- Training table tops 1" thick, radius corners.

ARROYO SERIES

- 2mm PVC edge banding.
- 1"-thick thermally fused melamine (TFM).
- Boatshape and Rectangular tables feature square corners.
- Square tables are 1" thick, square corners.
- Training table tops are 1" thick, square corners.

APEX SERIES

- 2mm PVC edge banding.
- 1 $\frac{3}{4}$ "-thick thermally fused melamine (TFM) built-up top.
- Boatshape and Rectangular tables feature square corners.

CANYON SERIES

- 1" thick tops have a "floating" appearance created by an inset "undertop trim 3/4" banded in a choice of silver or black color.
- Grooved Edge Top.

LEGS AND BASES

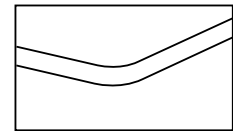
- See wide range of options on pages 136.
- Attachment of legs to tops is either by metal-to-metal connection or by use of "L" brackets and wood screws.
- Conference table tops are provided with 7"H. Stretcher, with ARLEGA__ or MMLEGA__.

Note: Dimensions assigned in this price list are nominal. If exact measurements are required, the requirement must be specified in the order and specifically acknowledged by Maverick. Maverick reserves the right to change.

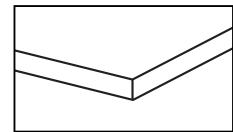
Line Drawings shown are a resemblance to finish product. Product Designs may vary.

Discounts are different between factories.

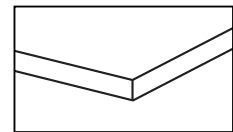
Edge Detail (MM)



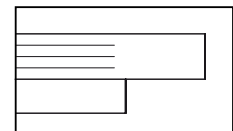
Edge Detail (AR)



Edge Detail (AP)



Edge Detail (CY)



conference collection

How to Order Conference Collection - Tables and Bases

WORKSURFACE UNITS

1. Product number: **MM BS 42 96**

Width (Table)
Depth (Table)

Product Type: Conference Boatshape
Series Name: Maverick

CORNER SHAPE


Maverick Series



Arroyo Series | Apex



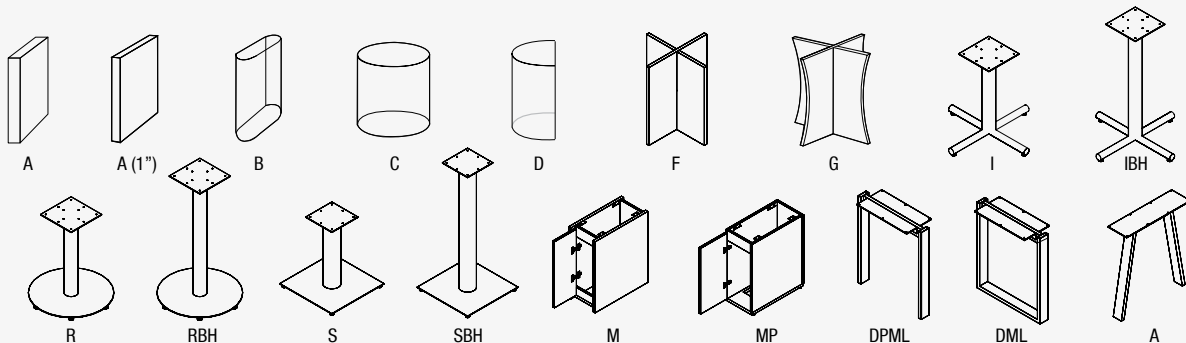
Canyon Series



- Specify worksurface color.
- Specify worksurface edge color. Matching color is standard.
- Specify choice of base. See page 142-148 for options and prices.

NOTE: Prices for tops do not include prices for base(s). See Base Placement Chart for quantity needed. Edge detail varies by series.

BASE OPTIONS



Leg Style	Leg Base Description	(36"D)	(42"D)	(48"D)
MMLEGA	Square Panel Legs (ea.)	20" = \$169	24" = \$169	24" = \$169
ARLEGA	Square Panel Legs 1" (ea.)	20" = \$77	24" = \$77	24" = \$77
MMLEGB	Radius Panel Legs (ea.)	20" = \$302	24" = \$302	24" = \$302
MMLEGC	Cylinder Base (ea.)	20" = \$605	24" = \$701	24" = \$701
MMLEGD	Half-Cylinder Base (ea.)	20" = \$551	24" = \$648	24" = \$648
MMLEGF	Flat Panel X Base (ea.)	20" = \$269	24" = \$302	24" = \$371
MMLEGG	Sculpted Panel X Base (ea.)	20" = \$347	24" = \$381	24" = \$381
MMLEGI	Four Star Metal Base (ea.)	30" = \$540	30" = \$540	36" = \$587
MMLEGIBH	Four Star Metal Base Bar Hgt. (ea.)	30" = \$641	30" = \$641	36" = \$688
MMLEGR	Round Disc Base, Desk Hgt. (ea.)	24" = \$1,080	24" = \$1,080	24" = \$1,080
MMLEGRBH	Round Disc Base, Bar Hgt. (ea.)	24" = \$1,178	24" = \$1,178	28" = \$1,354
MMLEGS	Square Metal Base, Desk Hgt. (ea.)	20" = \$1,080	30" = \$1,238	30" = \$1,238
MMLEGSBH	Square Metal Base, Bar Hgt. (ea.)	20" = \$1,178	30" = \$1,354	30" = \$1,354
MMLEGM	Square Panel Base w/End Door (ea.)	20" = \$459	24" = \$485	24" = \$485
MMLEGMP	Square Panel Base w/End Door & Plinth Base (ea.)	20" = \$802	24" = \$824	24" = \$824
APLEGA	A-Frame Metal Leg (ea.)	20" = \$470	24" = \$514	24" = \$514
APDPML	Shared Double Post Leg	20" = \$420	24" = \$464	24" = \$464
APDML	Shared D-Leg	20" = \$524	24" = \$544	24" = \$544

conference collection

Statement of Line

CONFERENCE



Conference | Boatshape
(MMBS)




Conference | Racetrack
(MMRT)



Conference | Rectangular
(MMRE)



Conference | Rectangular (Canyon)
(CYRE)



Conference | Rectangular
(AP)



Conference | Round
(RD)



Square Top
(SQ)




Community Table
(MM or CY)



Cube Table
(MM)

The Maverick Solution for the Conference Room



Choosing the Right Table - The Maverick Solution

► Select your function/size

Round Tables = For smaller, more informal spaces and fewer people:
36" for 3 seats, 42" for 4 seats, 48" for 5 seats, 54" for 6 seats.

Rectangular, Boat-shape, Racetrack = For larger spaces and more seats:
72" or 84" for 6 seats; 96", 108", 120" for 8 seats; 144" for 12 seats.

► Select your style

Table Top Shape = Boat-shape, Racetrack, Rectangular, Round, Square.

Table Series Style = Edge Banded Maverick, Arroyo or Apex Series, Canyon grooved edge.

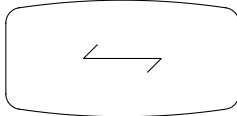
Table Top Color = From 20 standard colors - mix or match two colors, including top edge color.

Base Style = Sq. Panel, cylinder, power bases, metal bases, etc., see pages 142-148.

Base Color = Select from 20 standard colors. (Limited HPL colors)

conference collection

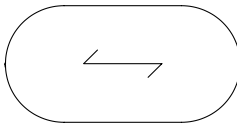
Maverick Series - Conference Table Tops



Boatshape Conference Table Top (1 3/4" thick build up edge, radius corners)

Model#	Depth	Width	Height	Top	Weight	Cube	Price
MMBS3672	30" / 36"	72"	1 3/4"	1 pc	122	3	\$689
MMBS4284	36" / 42"	84"	1 3/4"	1 pc	156	4	\$791
MMBS4296	36" / 42"	96"	1 3/4"	1 pc	176	4	\$890
MMBS42120	36" / 42"	120"	1 3/4"	1 pc	214	6	\$1,109
MMBS48120	42" / 48"	120"	1 3/4"	1 pc	237	6	\$1,328
MMBS42144	36" / 42"	144"	1 3/4"	2 pcs	273	7	\$1,831
MMBS48144	42" / 48"	144"	1 3/4"	2 pcs	302	7	\$1,932

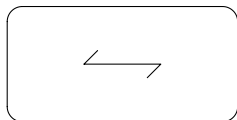
MAVEAST ONLY: Tops width of 120" are made in 2-piece top, requires 3 bases.
MAVWEST: Tops width of 120" are made in 1-piece top.



Racetrack Conference Table Top (1 3/4" thick build up edge)

Model#	Depth	Width	Height	Top	Weight	Cube	Price
MMRT3672	36"	72"	1 3/4"	1 pc	122	3	\$806
MMRT4284	42"	84"	1 3/4"	1 pc	156	4	\$939
MMRT4296	42"	96"	1 3/4"	1 pc	176	4	\$1,042
MMRT42120	42"	120"	1 3/4"	1 pc	214	6	\$1,194
MMRT48120	48"	120"	1 3/4"	1 pc	237	6	\$1,428
MMRT42144	42"	144"	1 3/4"	2 pcs	273	7	\$2,015
MMRT48144	48"	144"	1 3/4"	2 pcs	302	7	\$2,184

MAVEAST ONLY: Tops width of 120" are made in 2-piece top, requires 3 bases.
MAVWEST: Tops width of 120" are made in 1-piece top.

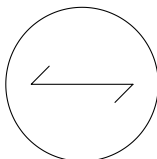


Rectangular Conference Table Top (1 3/4" thick build up edge, radius corners)

Model#	Depth	Width	Height	Top	Weight	Cube	Price
MMRE3672	36"	72"	1 3/4"	1 pc	122	3	\$654
MMRE4284	42"	84"	1 3/4"	1 pc	156	4	\$689
MMRE4296	42"	96"	1 3/4"	1 pc	176	4	\$822
MMRE4896	48"	96"	1 3/4"	1 pc	194	5	\$1,269
MMRE42120	42"	120"	1 3/4"	1 pc	214	6	\$1,075
MMRE48120	48"	120"	1 3/4"	1 pc	237	6	\$1,328
MMRE42144	42"	144"	1 3/4"	2 pcs	273	7	\$1,709
MMRE48144	48"	144"	1 3/4"	2 pcs	302	7	\$1,849
MMRE42168	42"	168"	1 3/4"	2 pcs	312	8	\$2,388
MMRE48168	48"	168"	1 3/4"	2 pcs	345	9	\$2,498
MMRE42192	42"	192"	1 3/4"	2 pcs	351	9	\$2,567
MMRE48192	48"	192"	1 3/4"	2 pcs	388	10	\$2,694
MMRE60120	60"	120"	1 3/4"	1 pcs	282	8	\$1,615
MMRE60144	60"	144"	1 3/4"	2 pcs	361	9	\$2,573
MMRE60168	60"	168"	1 3/4"	2 pcs	412	11	\$2,757
MMRE60192	60"	192"	1 3/4"	2 pcs	463	12	\$2,942

MAVEAST ONLY: Tops width of 120" are made in 2-piece top, requires 3 bases.
MAVWEST: Tops width of 120" are made in 1-piece top.
 Tops *MMRE42168 - *MMRE60192 require 2 LEAD TIME.

Round Table Tops



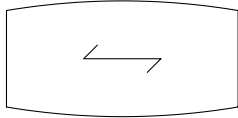
Round Table Table Top (1" thick)

Model#	Depth	Width	Height	Bases(Required)	Weight	Cube	Price
MMRD36	36"	36"	1"	1	36	1	\$472
MMRD42	42"	42"	1"	1	49	1	\$572
MMRD48	48"	48"	1"	1	64	2	\$722
MMRD54	54"	54"	1"	1	80	2	\$822
MMRD60	60"	60"	1"	1	99	2	\$1,091

REMINDER: Prices are for TOPS ONLY - Order legs/bases separately.

conference collection

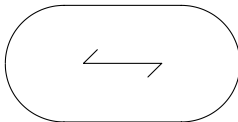
Arroyo Series - Conference Table Tops



Boatshape Conference Table Top (1" thick top, square corners)

Model#	Depth	Width	Height	Top	Weight	Cube	Price
ARBS3672	30"/36"	72"	1"	1 pc	72	2	\$553
ARBS4284	36"/42"	84"	1"	1 pc	97	2	\$654
ARBS4296	36"/42"	96"	1"	1 pc	111	3	\$737
ARBS42120	36"/42"	120"	1"	1 pc	139	3	\$1,119
ARBS48120	42"/48"	120"	1"	1 pc	158	4	\$1,194
ARBS42144	36"/42"	144"	1"	2 pcs	166	4	\$1,575
ARBS48144	42"/48"	144"	1"	2 pcs	190	4	\$1,661

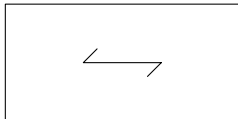
MAVEAST ONLY: Tops width of 120" are made in 2-piece top, requires 3 bases.
MAVWEST: Tops width of 120" are made in 1-piece top.



Racetrack Conference Table Top (1" thick top)

Model#	Depth	Width	Height	Top	Weight	Cube	Price
ARRT3672	36"	72"	1"	1 pc	72	2	\$572
ARRT4284	42"	84"	1"	1 pc	97	2	\$671
ARRT4296	42"	96"	1"	1 pc	111	3	\$757
ARRT42120	42"	120"	1"	1 pc	139	3	\$1,142
ARRT48120	48"	120"	1"	1 pc	158	4	\$1,217
ARRT42144	42"	144"	1"	2 pcs	166	4	\$1,598
ARRT48144	48"	144"	1"	2 pcs	190	4	\$1,684

MAVEAST ONLY: Tops width of 120" are made in 2-piece top, requires 3 bases.
MAVWEST: Tops width of 120" are made in 1-piece top.

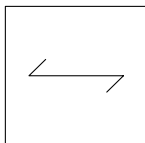


Rectangular Conference Table Top (1" thick top, square corners)

Model#	Depth	Width	Height	Top	Weight	Cube	Price
ARRE3672	36"	72"	1"	1 pc	72	2	\$487
ARRE4284	42"	84"	1"	1 pc	97	2	\$588
ARRE4296	42"	96"	1"	1 pc	111	3	\$672
ARRE42120	42"	120"	1"	1 pc	139	3	\$1,096
ARRE48120	48"	120"	1"	1 pc	158	4	\$1,170
ARRE42144	42"	144"	1"	2 pcs	166	4	\$1,551
ARRE48144	48"	144"	1"	2 pcs	190	4	\$1,639

MAVEAST ONLY: Tops width of 120" are made in 2-piece top, requires 3 bases.
MAVWEST: Tops width of 120" are made in 1-piece top.

Square Table Tops



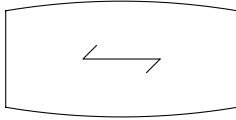
Square Table Table Top (1" thick, square corners)

Model#	Depth	Width	Height	Bases(Required)	Weight	Cube	Price
ARSQ36	36"	36"	1"	1	36	1	\$472
ARSQ42	42"	42"	1"	1	49	1	\$572
ARSQ48	48"	48"	1"	1	64	2	\$722
ARSQ54	54"	54"	1"	1	80	2	\$822

REMINDER: Prices are for TOPS ONLY - Order legs/bases separately.

conference collection

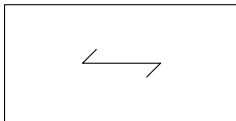
Apex Series Conference Table Tops



Boatshape Conference Table Top (1 3/4" thick build up edge, square corners)

Model#	Depth	Width	Height	Top	Weight	Cube	Price
APBS3672	30"/ 36"	72"	1 3/4"	1 pc	122	3	\$868
APBS4284	36"/ 42"	84"	1 3/4"	1 pc	156	4	\$970
APBS4296	36"/ 42"	96"	1 3/4"	1 pc	176	4	\$1,070
APBS42120	36"/ 42"	120"	1 3/4"	1 pc	214	6	\$1,287
APBS48120	42"/ 48"	120"	1 3/4"	1 pc	237	6	\$1,506
APBS42144	36"/ 42"	144"	1 3/4"	2 pcs	273	7	\$2,009
APBS48144	42"/ 48"	144"	1 3/4"	2 pcs	302	7	\$2,111

MAVEAST ONLY: Tops width of 120" are made in 2-piece top, requires 3 bases.
MAVWEST: Tops width of 120" are made in 1-piece top.



Rectangular Conference Table Top (1 3/4" thick build up edge, square corners)

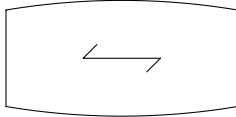
Model#	Depth	Width	Height	Top	Weight	Cube	Price
APRE3672	36"	72"	1 3/4"	1 pc	122	3	\$833
APRE4284	42"	84"	1 3/4"	1 pc	156	4	\$868
APRE4296	42"	96"	1 3/4"	1 pc	176	4	\$1,001
APRE4896	48"	96"	1 3/4"	1 pc	194	5	\$1,379
APRE42120	42"	120"	1 3/4"	1 pc	214	6	\$1,254
APRE48120	48"	120"	1 3/4"	1 pc	237	6	\$1,506
APRE42144	42"	144"	1 3/4"	2 pcs	273	7	\$1,888
APRE48144	48"	144"	1 3/4"	2 pcs	302	7	\$2,029
2⊖ APRE42168	42"	168"	1 3/4"	2 pcs	312	8	\$2,498
2⊖ APRE48168	48"	168"	1 3/4"	2 pcs	345	9	\$2,607
2⊖ APRE42192	42"	192"	1 3/4"	2 pcs	351	9	\$2,677
2⊖ APRE48192	48"	192"	1 3/4"	2 pcs	388	10	\$2,803
2⊖ APRE60120	60"	120"	1 3/4"	2 pcs	282	8	\$1,725
2⊖ APRE60144	60"	144"	1 3/4"	2 pcs	361	9	\$2,682
2⊖ APRE60168	60"	168"	1 3/4"	2 pcs	412	11	\$2,867
2⊖ APRE60192	60"	192"	1 3/4"	2 pcs	462	12	\$3,051

MAVEAST ONLY: Tops width of 120" are made in 2-piece top, requires 3 bases.
MAVWEST: Tops width of 120" are made in 1-piece top.
 Tops *APRE42168 - *APRE60192 require 2⊖ LEAD TIME.

conference collection

Canyon Series - Conference Table Tops with Grooved Edges and Undertop Trim

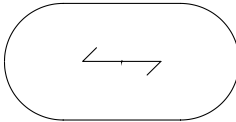
(Specify Silver or Black Undertop Trim)



Boatshape Conference Table Top (1" with 3/4" undertop trim, square corners)

Model#	Depth	Width	Height	Top	Weight	Cube	Price
CYBS3672	30" / 36"	72"	1 3/4"	1 pc	125	3	\$1,147
CYBS4284	36" / 42"	84"	1 3/4"	1 pc	169	4	\$1,370
CYBS4296	36" / 42"	96"	1 3/4"	1 pc	193	4	\$1,585
CYBS42120	36" / 42"	120"	1 3/4"	1 pc	242	6	\$1,913
CYBS48120	42" / 48"	120"	1 3/4"	1 pc	276	6	\$2,135

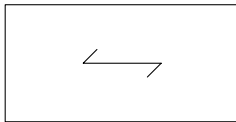
MAVEAST ONLY: Tops width of 120" are made in 2-piece top, requires 3 bases.
MAVWEST: Tops width of 120" are made in 1-piece top.



Racetrack Conference Table Top (1" with 3/4" undertop trim)

Model#	Depth	Width	Height	Top	Weight	Cube	Price
CYRT3672	36"	72"	1 3/4"	1 pc	125	3	\$1,243
CYRT4284	42"	84"	1 3/4"	1 pc	169	4	\$1,414
CYRT4296	42"	96"	1 3/4"	1 pc	193	4	\$1,697
CYRT42120	42"	120"	1 3/4"	1 pc	242	6	\$2,083
CYRT48120	48"	120"	1 3/4"	1 pc	276	6	\$2,306

MAVEAST ONLY: Tops width of 120" are made in 2-piece top.



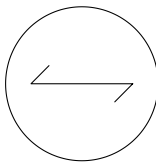
Rectangular Conference Table Top (1" with 3/4" undertop trim, square corners)

Model#	Depth	Width	Height	Top	Weight	Cube	Price
CYRE3672	36"	72"	1 3/4"	1 pc	125	3	\$1,092
CYRE4284	42"	84"	1 3/4"	1 pc	169	4	\$1,323
CYRE4296	42"	96"	1 3/4"	1 pc	193	4	\$1,506
CYRE42120	42"	120"	1 3/4"	1 pc	242	6	\$1,781
CYRE48120	48"	120"	1 3/4"	1 pc	276	6	\$2,043

MAVEAST ONLY: Tops width of 120" are made in 2-piece top, requires 3 bases.
MAVWEST: Tops width of 120" are made in 1-piece top.

Round Table Tops with Grooved Edges and Undertop Trim

(Specify Silver or Black Under Top Trim)



Round Table Table Top (1" with 3/4" undertop trim)

Model#	Depth	Width	Height	Bases(Required)	Weight	Cube	Price
CYRD36	36"	36"	1 3/4"	1	62	2	\$951
CYRD42	42"	42"	1 3/4"	1	85	2	\$1,075
CYRD48	48"	48"	1 3/4"	1	111	3	\$1,174
CYRD54	54"	54"	1 3/4"	1	140	3	\$1,298


CANYON SERIES TABLE TOP NOTE: Tops including bases are 29".
 Standard Maverick power managements are available, see page 154-155.
 (Cut-out for power management is included)

REMINDER: Prices are for TOPS ONLY - Order legs/bases separately.

conference collection

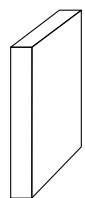
Bases for Conference Table Tops

NOTE: Stretcher bars are std., when conference table top and sq. panel legs, are purchased together. (Legs and stretcher bars are not design to accept power units)



Square Panel Leg, 1" Thick							
Model#	Depth	Width	Height	Top Depth	Weight	Cube	Price
ARLEGA20	1"	20"	28"	36"	27	1	\$77/ea.
ARLEGA24	1"	24"	28"	42" & 48"	33	1	\$77/ea.
ARLEG A30	1"	30"	28"	54" & 60"	41	1	\$236/ea.

Use for Arroyo Conference Table Tops only. (AR legs do not support all other series table tops)
 Stretcher bars 1"x7"H are standard (MM stretcher). Must order top and bases together.
 Add MMCUT1...\$114 for each leg when ordering power management for base cutout.
 NOTE: MMStretcher \$67 each, must specify table top model#.

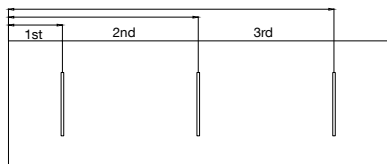


Square Panel Leg, 1 3/4" Thick							
Model#	Depth	Width	Height	Top Depth	Weight	Cube	Price
MMLEGA20	1 3/4"	20"	28"	36"	27	1	\$169/ea.
MMLEGA24	1 3/4"	24"	28"	42" & 48"	33	1	\$169/ea.
MMLEGA30	1 3/4"	30"	28"	54" & 60"	41	1	\$236/ea.

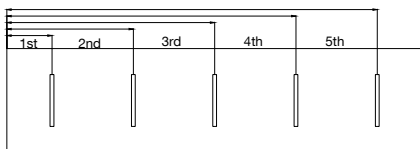
Stretcher bars 1"x7"H are standard (MMstretcher). Must order top and bases together.
 Add MMCUT1...\$114 for each leg when ordering power management for base cutout.
 NOTE: MMStretcher \$67 each, must specify table top model#.

Base Placement

Bases Required & Base Placement for Square Panel Legs 1" Thick (Arroyo series tops only)							
Tops	Table Depth	Table Width	Center of 1st Base	Center of 2nd Base	Center of 3rd Base	Center of 4th Base	Center of 5th Base
1 pc	36"	72"	20 1/2"	51 1/2"			
1 pc	42"	84"	20 1/2"	63 1/2"			
1 pc	42"	96"	20 1/2"	75 1/2"			
1 pc	48"	96"	20 1/2"	75 1/2"			
1 pc	42"	120"	20 1/2"	60"	99 1/2"		
1 pc	48"	120"	20 1/2"	60"	99 1/2"		
2 pcs	42"	144"	20 1/2"	72"	123 1/2"		
2 pcs	48"	144"	20 1/2"	72"	123 1/2"		



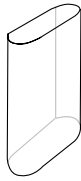
Bases Required & Base Placement for Square Panel Legs 1 3/4" Thick (All series)							
Tops	Table Depth	Table Width	Center of 1st Base	Center of 2nd Base	Center of 3rd Base	Center of 4th Base	Center of 5th Base
1 pc	36"	72"	20 7/8"	51 1/8"			
1 pc	42"	84"	20 7/8"	63 1/8"			
1 pc	42"	96"	20 7/8"	75 1/8"			
1 pc	48"	96"	20 7/8"	75 1/8"			
1 pc	42"	120"	20 7/8"	60"	99 1/8"		
1 pc	48"	120"	20 7/8"	60"	99 1/8"		
2 pcs	42"	144"	20 7/8"	72"	123 1/8"		
2 pcs	48"	144"	20 7/8"	72"	123 1/8"		
2 pcs	42"	168"	20 7/8"	52 7/16"	84"	115 9/16"	147 1/8"
2 pcs	48"	168"	20 7/8"	52 7/16"	84"	115 9/16"	147 1/8"
2 pcs	42"	192"	20 7/8"	58 7/16"	96"	133 9/16"	171 1/8"
2 pcs	48"	192"	20 7/8"	58 7/16"	96"	133 9/16"	171 1/8"
2 pcs	60"	120"	20 7/8"	60"	99 1/8"		
2 pcs	60"	144"	20 7/8"	72"	123 1/8"		
2 pcs	60"	168"	20 7/8"	52 7/16"	84"	115 9/16"	147 1/8"
2 pcs	60"	192"	20 7/8"	58 7/16"	96"	133 9/16"	171 1/8"



conference collection

Bases for Conference Table Tops

NOTE: Stretcher bars are standard with conference table top and radius panel legs.
(Legs and stretcher bars are not design to accept power units)



Radius Panel Leg (Made in HPL material only)

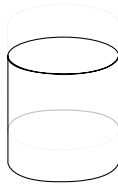
Model#	Depth	Width	Height	Top Depth	Weight	Cube	Price
MMLEGB20	2 3/8"	20"	28"	36"	31	1	\$302/ea.
MMLEGB24	2 3/8"	24"	28"	42" & 48"	37	1	\$302/ea.
MMLEGB30	2 3/8"	30"	28"	54" & 60"	46	2	\$485/ea.

Stretcher bars 1"x7"H are standard (MMstretcher). Must order top and bases together.

Add MMCUT1...\$114 for each leg when ordering power management for base cutout.

Grain runs horizontal. Limited HPL colors, see color chart for color availability.

NOTE: MMStretcher \$67 each, must specify table top model#.



Cylinder Base (Made in HPL material only)

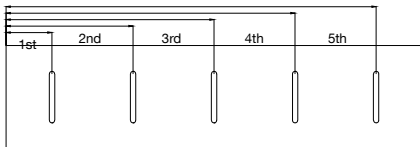
Model#	Depth	Width	Height	Top Depth	Weight	Cube	Price
MMLEGC20	20"	20"	28"	36"	60	7	\$605/ea.
MMLEGC24	24"	24"	28"	42" & 48"	70	10	\$701/ea.
MMLEGC30	30"	30"	28"	54" & 60"	80	15	\$816/ea.

**If ordering Maverick standard power units, add MMCUT2...\$179 (top and bottom cut-out is required).
Limited HPL colors, see color chart for color availability.**

Base Placement

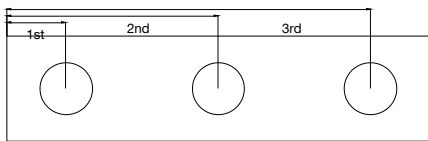
Bases Required & Base Placement for Radius Panel Legs 2 3/8" Thick (All series)

Tops	Table Depth	Table Width	Center of 1st Base	Center of 2nd Base	Center of 3rd Base	Center of 4th Base	Center of 5th Base
1 pc	36"	72"	21 3/16"	50 13/16"			
1 pc	42"	84"	21 3/16"	62 13/16"			
1 pc	42"	96"	21 3/16"	74 13/16"			
1 pc	48"	96"	21 3/16"	75 1/8"			
1 pc	42"	120"	21 3/16"	60"	98 13/16"		
1 pc	48"	120"	21 3/16"	60"	99 1/8"		
2 pcs	42"	144"	21 3/16"	72"	122 13/16"		
2 pcs	48"	144"	21 3/16"	72"	123 1/8"		
2 pcs	42"	168"	21 3/16"	52 19/32"	84"	115 13/32"	146 13/16"
2 pcs	48"	168"	21 3/16"	52 19/32"	84"	115 13/32"	146 13/16"
2 pcs	42"	192"	21 3/16"	58 19/32"	96"	133 13/32"	170 13/16"
2 pcs	48"	192"	21 3/16"	58 19/32"	96"	133 13/32"	170 13/16"
2 pcs	60"	120"	21 3/16"	60"	99 1/8"		
2 pcs	60"	144"	21 3/16"	72"	123 1/8"		
2 pcs	60"	168"	21 3/16"	52 19/32"	84"	115 13/32"	146 13/16"
2 pcs	60"	192"	21 3/16"	58 19/32"	96"	133 13/32"	170 13/16"



Bases Required & Base Placement for Cylinder Bases (All series)

Tops	Table Depth	Table Width	Center of 1st Base	Center of 2nd Base	Center of 3rd Base	Center of 4th Base	Center of 5th Base
1 pc	36"	72"	25"	47"			
1 pc	42"	84"	27"	57"			
1 pc	42"	96"	27"	69"			
1 pc	48"	96"	27"	69"			
1 pc	42"	120"	27"	93"			
1 pc	48"	120"	27"	93"			
2 pcs	42"	144"	27"	72"	117"		
2 pcs	48"	144"	27"	72"	117"		
2 pcs	42"	168"	27"	84"	141"		
2 pcs	48"	168"	27"	84"	141"		
2 pcs	42"	192"	27"	96"	165"		
2 pcs	48"	192"	27"	96"	165"		
2 pcs	60"	120"	30"	90"			
2 pcs	60"	144"	30"	72"	114"		
2 pcs	60"	168"	30"	84"	138"		
2 pcs	60"	192"	30"	96"	162"		



Bases for Conference Table Tops



Half-Cylinder Base (Made in HPL material only)

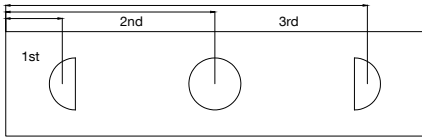
Model#	Depth	Width	Height	Top Depth	Weight	Cube	Price
MMLEGD20	10	20"	28"	36"	30	4	\$551/ea.
MMLEGD24	12"	24"	28"	42" & 48"	35	5	\$648/ea.
MMLEGD30	15"	30"	28"	54" & 60"	40	8	\$763/ea.

Not design to accept power units.
If ordering Maverick standard power unit, add MMCUT2 \$179 (Top and bottom cutout)
Limited HPL colors, see color chart for color availability.

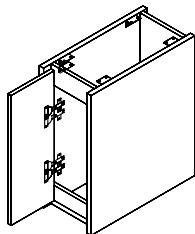
Base Placement

Bases Required & Base Placement for Half-Cylinder Bases (All series)

Tops	Table Depth	Table Width	Center of 1st Base	Center of 2nd Base	Center of 3rd Base	Center of 4th Base	Center of 5th Base
1 pc	36"	72"	20 1/2"	51 1/2"			
1 pc	42"	84"	26"	58"			
1 pc	42"	96"	26"	70"			
1 pc	48"	96"	26"	69"			
1 pc	42"	120"	26"	94"			
1 pc	48"	120"	26"	94"			
2 pcs	42"	144"	26"	72"	118"		
2 pcs	48"	144"	26"	72"	118"		
2 pcs	42"	168"	26"	84"	142"		
2 pcs	48"	168"	26"	84"	142"		
2 pcs	42"	192"	26"	96"	166"		
2 pcs	48"	192"	26"	96"	166"		
2 pcs	60"	120"	27 1/2"	92 1/2"			
2 pcs	60"	144"	27 1/2"	72"	116 1/2"		
2 pcs	60"	168"	27 1/2"	84"	140 1/2"		
2 pcs	60"	192"	27 1/2"	96"	164 1/2"		



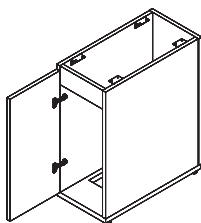
Power Bases, for Power Management Wire Access



Square Panel Base with End Access Door

Model#	Depth	Width	Height	Top Depth	Weight	Cube	Price
MMLEGM1320WD	13"	20"	28"	36"	47	5	\$459
MMLEGM1324WD	13"	24"	28"	42" & 48"	53	5	\$485
MMLEGM1330WD	13"	30"	28"	54" & 60"	62	7	\$606

Leg Notes: Top and Bottom open (no top). Grommets are standard only when ordered with wire trough. No plinth base.



Square Panel Base with End Access Door and Plinth Base

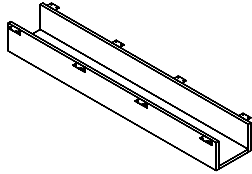
Model#	Depth	Width	Height	Top Depth	Weight	Cube	Price
MMLEGMP1320WD	13"	20"	28"	36"	54	5	\$802
MMLEGMP1324WD	13"	24"	28"	42" & 48"	62	5	\$824
MMLEGMP1330WD	13"	30"	28"	54" & 60"	73	7	\$859

Leg Notes: No top, bottom cut out 11"x8 1/2". Grommets are standard only when ordered with wire trough. Plinth base color will match base. For silver color plinth base, must be specified on order (no upcharge).

NOTES:

- For wire management trough and base placement, see p. 145.
- Power bases: cutout is required when placing 11"W or wider power management over bases, add MMCUT3 \$179 each base.

Wire Management for Power Bases



Wire Management Trough (with bottom cut out)

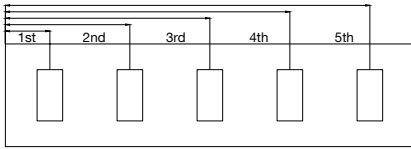
Model#	Depth	Width	Height	Weight	Cube	Price
MMWMT	11"	varies	7"	31	3	\$203

Notes: Dimensions are based on conference table top sizes. Can be use with power bases or panel legs. (2) bases requires (1) trough. (3) bases requires (2) troughs. Wire access bottom cut out 3"D. Width varies.

Base Placement for Power Bases


Bases Required & Base Placement for 13"D Power Bases (All series)

Tops	Table Depth	Table Width	Center of 1st Base	Center of 2nd Base	Center of 3rd Base	Center of 4th Base	Center of 5th Base
1 pc	36"	72"	21"	51"			
1 pc	42"	84"	21"	63"			
1 pc	42"	96"	26"	70"			
1 pc	48"	96"	26"	70"			
1 pc	42"	120"	26"	94"			
1 pc	48"	120"	26"	94"			
2 pcs	42"	144"	26"	72"	118"		
2 pcs	48"	144"	26"	72"	118"		
2 pcs	42"	168"	26"	84"	142"		
2 pcs	48"	168"	26"	84"	142"		
2 pcs	42"	192"	26"	96"	166"		
2 pcs	48"	192"	26"	96"	166"		
2 pcs	60"	120"	26"	94"			
2 pcs	60"	144"	26"	72"	118"		
2 pcs	60"	168"	26"	84"	142"		
2 pcs	60"	192"	26"	96"	166"		



Apex Metal Legs for Conference Table Tops

(All Series)



A-Frame Leg

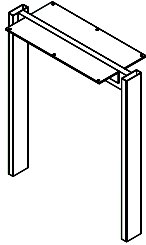
Model#	Depth	Width	Height	Color	Top Depth	Weight	Cube	Price
APLEGA20B	20"	6"	28"	Black	36"	26	3	\$470
APLEGA20S	20"	6"	28"	Silver	36"	26	3	\$470
APLEGA20W	20"	6"	28"	White	36"	26	3	\$470
APLEGA24B	24"	6"	28"	Black	42" & 48"	32	4	\$514
APLEGA24S	24"	6"	28"	Silver	42" & 48"	32	4	\$514
APLEGA24W	24"	6"	28"	White	42" & 48"	32	4	\$514
APLEGA30B	30"	6"	28"	Black	54" & 60"	36	5	\$553
APLEGA30S	30"	6"	28"	Silver	54" & 60"	36	5	\$553
APLEGA30W	30"	6"	28"	White	54" & 60"	36	5	\$553

For bases required and base placement see p. 146

conference collection

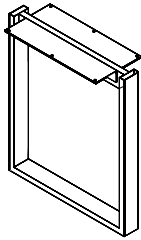
Apex Metal Legs for Conference Table Tops

(All Series)



Shared Double Post Leg

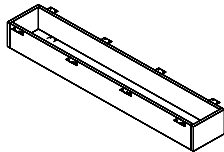
Model#	Depth	Width	Height	Color	Top Depth	Weight	Cube	Price
APDPML20B	20"	9"	28"	Black	36"	26	3	\$420
APDPML20S	20"	9"	28"	Silver	36"	26	3	\$420
APDPML20W	20"	9"	28"	White	36"	26	3	\$420
APDPML24B	24"	9"	28"	Black	42" & 48"	32	4	\$464
APDPML24S	24"	9"	28"	Silver	42" & 48"	32	4	\$464
APDPML24W	24"	9"	28"	White	42" & 48"	32	4	\$464
APDPML30B	30"	9"	28"	Black	54" & 60"	36	5	\$504
APDPML30S	30"	9"	28"	Silver	54" & 60"	36	5	\$504
APDPML30W	30"	9"	28"	White	54" & 60"	36	5	\$504



Shared D-Leg

Model#	Depth	Width	Height	Color	Top Depth	Weight	Cube	Price
APMDL20B	20"	9"	28"	Black	36"	28	3	\$524
APMDL20S	20"	9"	28"	Silver	36"	28	3	\$524
APMDL20W	20"	9"	28"	White	36"	28	3	\$524
APMDL24B	24"	9"	28"	Black	42" & 48"	37	4	\$544
APMDL24S	24"	9"	28"	Silver	42" & 48"	37	4	\$544
APMDL24W	24"	9"	28"	White	42" & 48"	37	4	\$544
APMDL30B	30"	9"	28"	Black	54" & 60"	40	5	\$582
APMDL30S	30"	9"	28"	Silver	54" & 60"	40	5	\$582
APMDL30W	30"	9"	28"	White	54" & 60"	40	5	\$582

Wire Management



Wire Management Trough Box (with bottom cut out)

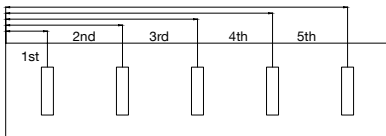
Model#	Depth	Width	Height	Weight	Cube	Price
APWMT	11"	Varies	7"	34	3	\$417

APWMT use with Apex metal legs only. Dimensions are based on conference table sizes.
Troughs: 2-legs requires 1, 3-legs requires 2, 4-legs requires 3, 5-legs requires 4.
Wire access bottom cut out 3"D. Width varies.

Base Placement

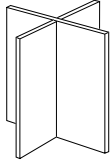
Legs Required & Leg Placement for Apex Metal Legs

Tops	Table Depth	Table Width	Center of 1st Base	Center of 2nd Base	Center of 3rd Base	Center of 4th Base	Center of 5th Base
1 pc	36"	72"	20 7/8"	51 1/8"			
1 pc	42"	84"	20 7/8"	63 1/8"			
1 pc	42"	96"	20 7/8"	75 1/8"			
1 pc	48"	96"	20 7/8"	75 1/8"			
1 pc	42"	120"	20 7/8"	60"	98 13/16"		
1 pc	48"	120"	20 7/8"	60"	99 1/8"		
2 pcs	42"	144"	20 7/8"	72"	122 13/16"		
2 pcs	48"	144"	20 7/8"	72"	123 1/8"		
2 pcs	42"	168"	20 7/8"	52 7/16"	84"	115 9/16"	147 1/8"
2 pcs	48"	168"	20 7/8"	52 7/16"	84"	115 9/16"	147 1/8"
2 pcs	42"	192"	20 7/8"	52 7/16"	96"	133 9/16"	171 1/8"
2 pcs	48"	192"	20 7/8"	58 7/16"	96"	133 9/16"	171 1/8"
2 pcs	60"	120"	20 7/8"	60"	99 1/8"		
2 pcs	60"	144"	20 7/8"	72"	123 1/8"		
2 pcs	60"	168"	20 7/8"	52 7/16"	84"	115 9/16"	147 1/8"
2 pcs	60"	192"	20 7/8"	58 7/16"	96"	133 9/16"	171 1/8"



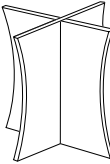
conference collection

Bases, for Round and Square Table Tops



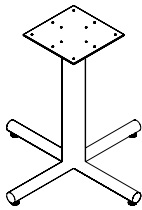
Flat Panel X-Base

Model#	Depth	Width	Height	Top Depth	Weight	Cube	Price
MMLEGF20	20"	20"	28"	36"	31	7	\$269
MMLEGF24	24"	24"	28"	42" & 48"	37	10	\$302
MMLEGF30	24"	30"	28"	54" & 60"	46	15	\$371



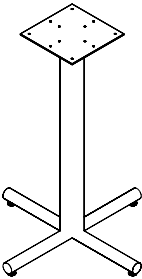
Sculptured Panel X-Base

Model#	Depth	Width	Height	Top Depth	Weight	Cube	Price
MMLEGG20	20"	20"	28"	36"	31	7	\$347
MMLEGG24	24"	24"	28"	42" & 48"	37	10	\$381



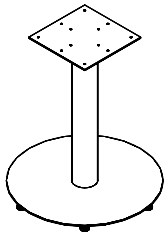
Four-Star Metal Base

Model#	Depth	Width	Height	Top Depth	Color	Weight	Cube	Price
MMLEGI30B	30"	30"	28"	36"	Black	19	17	\$540
MMLEGI36B	36"	36"	28"	42", 48" & 54"	Black	30	24	\$587
MMLEGI30S	30"	30"	28"	36"	Silver Powdercoat	19	17	\$540
MMLEGI36S	36"	36"	28"	42", 48" & 54"	Silver Powdercoat	30	24	\$587
MMLEGI30C	30"	30"	28"	36"	Chrome	19	17	\$715
MMLEGI36C	36"	36"	28"	42", 48" & 54"	Chrome	30	24	\$769



Bar Height Metal Four Star Base

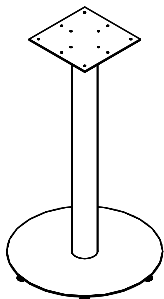
Model#	Depth	Width	Height	Top Depth	Color	Weight	Cube	Price
MMLEGIBH30B	30"	30"	41"	36"	Black	24	25	\$641
MMLEGIBH36B	36"	36"	41"	42", 48" & 54"	Black	35	35	\$688
MMLEGIBH30S	30"	30"	41"	36"	Silver Powdercoat	24	25	\$641
MMLEGIBH36S	36"	36"	41"	42", 48" & 54"	Silver Powdercoat	35	35	\$688
MMLEGIBH30C	30"	30"	41"	36"	Chrome	24	25	\$814
MMLEGIBH36C	36"	36"	41"	42", 48" & 54"	Chrome	35	35	\$875



Round Disc Metal Base

Model#	Depth	Width	Height	Top Depth	Color	Weight	Cube	Price
MMLEGR24B	24"	4"	27 3/4"	36", 42" & 48"	Black	45	10	\$1,080
MMLEGR28B	28"	4"	27 3/4"	54"	Black	50	13	\$1,238
MMLEGR24S	24"	4"	27 3/4"	36", 42" & 48"	Silver Powdercoat	45	10	\$1,080
MMLEGR28S	28"	4"	27 3/4"	54"	Silver Powdercoat	50	13	\$1,238
MMLEGR24C	24"	4"	27 3/4"	36", 42" & 48"	Chrome	45	10	\$1,294
MMLEGR28C	28"	4"	27 3/4"	54"	Chrome	50	13	\$1,618

Leg Notes: Fixed mounting plate 12" x 12"



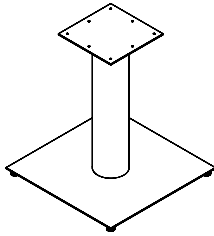
Round Disc Metal Base, Bar Height

Model#	Depth	Width	Height	Top Depth	Color	Weight	Cube	Price
MMLEGRBH24B	24"	4"	40 3/4"	36" & 42"	Black	50	14	\$1,178
MMLEGRBH28B	28"	4"	40 3/4"	48"D	Black	55	19	\$1,354
MMLEGRBH24S	24"	4"	40 3/4"	36" & 42"	Silver Powdercoat	50	14	\$1,178
MMLEGRBH28S	28"	4"	40 3/4"	48"D	Silver Powdercoat	55	19	\$1,354
MMLEGRBH24C	24"	4"	40 3/4"	36" & 42"	Chrome	50	14	\$1,505
MMLEGRBH28C	28"	4"	40 3/4"	48"	Chrome	55	19	\$1,708

Leg Notes: Fixed mounting plate 12" x 12"

conference collection

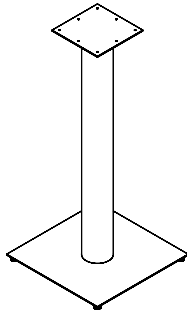
Bases, for Round and Square Table Tops



Square Metal Base

Model#	Depth	Width	Height	Top Depth	Color	Weight	Cube	Price
MMLEGS20B	20"	4"	27 3/4"	36"	Black	45	10	\$1,080
MMLEGS20S	20"	4"	27 3/4"	36"	Silver	45	10	\$1,080
MMLEGS30B	30"	6"	27 3/4"	42" & 48"	Black	50	13	\$1,238
MMLEGS30S	30"	6"	27 3/4"	42" & 48"	Silver	50	13	\$1,238

Leg Notes: Fixed mounting plate 12" x 12"

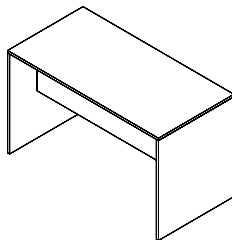


Square Metal Base, Bar Height

Model#	Depth	Width	Height	Top Depth	Color	Weight	Cube	Price
MMLEGSBH20B	20"	4"	40 3/4"	36"	Black	50	14	\$1,178
MMLEGSBH20S	20"	4"	40 3/4"	36"	Silver	50	14	\$1,178
MMLEGSBH30B	30"	6"	40 3/4"	42" & 48"	Black	55	19	\$1,354
MMLEGSBH30S	30"	6"	40 3/4"	42" & 48"	Silver	55	19	\$1,354

Leg Notes: Fixed mounting plate 12" x 12"

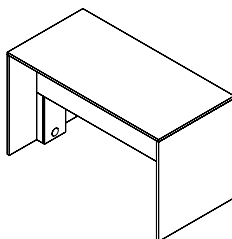
Community Tables - Maverick Series



Community Table (1" top & end panels, 2-half modesty panels)

Model#	Depth	Width	Height	Weight	Cube	Price
MMNCTA3672	36"	72"	42"	200	63	\$1,290
MMNCTA3684	36"	84"	42"	220	74	\$1,379
MMNCTA3696	36"	96"	42"	241	84	\$1,466
MMNCTA4272	42"	72"	42"	224	74	\$1,390
MMNCTA4284	42"	84"	42"	246	86	\$1,487
MMNCTA4296	42"	96"	42"	269	98	\$1,583

Optional HPL Modesty upgrade...For 72"W add MMUMOD72 \$478. For 84"W add MMUMOD84 \$568. For 96"W add MMUMOD96 \$650. 84"W & 96"W tables ship disassembled.



Community Table (1" top & end panels, 2-half modesty panels, 2-troughs with grommets)

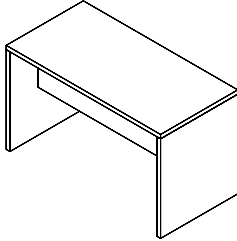
Model#	Depth	Width	Height	Weight	Cube	Price
MMNCTAP3672	36"	72"	42"	220	63	\$1,636
MMNCTAP3684	36"	84"	42"	240	74	\$1,723
MMNCTAP3696	36"	96"	42"	261	84	\$1,810
MMNCTAP4272	42"	72"	42"	244	74	\$1,736
MMNCTAP4284	42"	84"	42"	266	86	\$1,832
MMNCTAP4296	42"	96"	42"	289	98	\$1,925

Optional HPL Modesty upgrade...For 72"W add MMUMOD72 \$478. For 84"W add MMUMOD84 \$568. For 96"W add MMUMOD96 \$650. 84"W & 96"W tables ship disassembled.

NOTE: For HPL Modesty color upgrade options, see p. 151.

conference collection

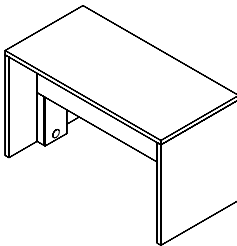
Community Tables - Maverick Series



Community Table (1 3/4" top & end panels, 2-half modesty panels)

Model#	Depth	Width	Height	Weight	Cube	Price
MMNCTB3672	36"	72"	42"	315	63	\$1,668
MMNCTB3684	36"	84"	42"	343	74	\$1,795
MMNCTB3696	36"	96"	42"	373	84	\$1,922
MMNCTB4272	42"	72"	42"	357	74	\$1,822
MMNCTB4284	42"	84"	42"	390	86	\$1,962
MMNCTB4296	42"	96"	42"	423	98	\$2,104

Optional HPL Modesty upgrade...For 72"W add MMUMOD72...\$478. For 84"W add MMUMOD84 \$568. For 96"W add MMUMOD96 \$650. 84"W & 96"W tables ship disassembled.

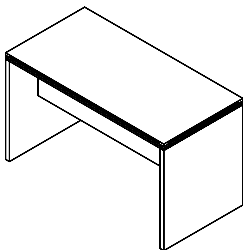


Community Table (1 3/4" top & end panels, 2-half modesty panels, 2-troughs with grommets)

Model#	Depth	Width	Height	Weight	Cube	Price
MMNCTBP3672	36"	72"	42"	335	63	\$2,013
MMNCTBP3684	36"	84"	42"	363	74	\$2,140
MMNCTBP3696	36"	96"	42"	393	84	\$2,268
MMNCTBP4272	42"	72"	42"	377	74	\$2,166
MMNCTBP4284	42"	84"	42"	410	86	\$2,308
MMNCTBP4296	42"	96"	42"	443	98	\$2,449

Optional HPL Modesty upgrade...For 72"W add MMUMOD72 \$478. For 84"W add MMUMOD84 \$568. For 96"W add MMUMOD96 \$650. 84"W & 96"W tables ship disassembled.

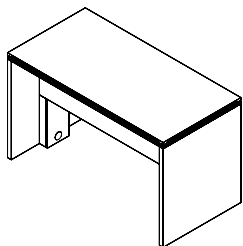
Community Tables - Canyon Series



Community Table (1" thick grooved edge top, 3/4" silver undertrim, 3/4" under top, 1 3/4" end panels, 2-half modesty panels)

Model#	Depth	Width	Height	Weight	Cube	Price
CYNCTB3672	36"	72"	42"	368	63	\$2,099
CYNCTB3684	36"	84"	42"	405	74	\$2,266
CYNCTB3696	36"	96"	42"	444	84	\$2,433
CYNCTB4272	42"	72"	42"	419	74	\$2,292
CYNCTB4284	42"	84"	42"	469	86	\$2,476
CYNCTB4296	42"	96"	42"	506	98	\$2,663

Optional HPL Modesty upgrade...For 72"W add MMUMOD72 \$478. For 84"W add MMUMOD84 \$568. For 96"W add MMUMOD96 \$650. 84"W & 96"W tables ship disassembled.



Community Table (1" thick grooved edge top, 3/4" silver undertrim, 3/4" under top, 1 3/4" end panels, 2-half modesty panels, 2 troughs with grommet)

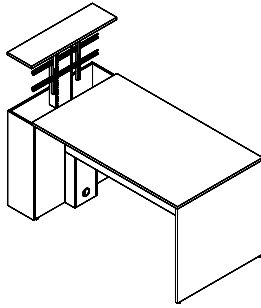
Model#	Depth	Width	Height	Weight	Cube	Price
CYNCTBP3672	36"	72"	42"	388	63	\$2,444
CYNCTBP3684	36"	84"	42"	425	74	\$2,611
CYNCTBP3696	36"	96"	42"	464	84	\$2,776
CYNCTBP4272	42"	72"	42"	439	74	\$2,636
CYNCTBP4284	42"	84"	42"	489	86	\$2,821
CYNCTBP4296	42"	96"	42"	526	98	\$3,006

Optional HPL Modesty upgrade...For 72"W add MMUMOD72...\$478. For 84"W add MMUMOD84 \$568. For 96"W add MMUMOD96 \$650. 84"W & 96"W tables ship disassembled.

NOTE: For HPL Modesty color upgrade options, see p. 151.

conference collection

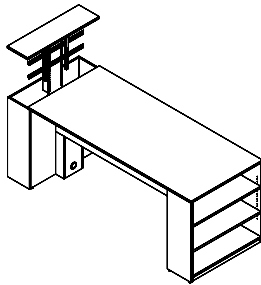
Community Media Tables - Maverick Series



Community Media Table Box and Trough, Full End Panel

Model#	Depth	Width	Height	Max TV	Weight	Cube	Price
MMNCTATV4272FP	42"	72"	42"	38"W	354	74	\$6,051
MMNCTATV4284FP	42"	84"	42"	38"W	377	86	\$6,138
MMNCTATV4296FP	42"	96"	42"	38"W	400	98	\$6,223
MMNCTATV4872FP	48"	72"	42"	44"W	386	84	\$6,168
MMNCTATV4884FP	48"	84"	42"	44"W	411	98	\$6,261
MMNCTATV4896FP	48"	96"	42"	44"W	436	112	\$6,354

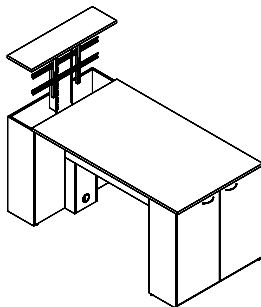
Includes TV lift mechanism. Optional HPL Modesty color upgrade: For 72"W add MMUMOD72 \$478, for 84"W add MMUMOD84 \$568, for 96"W add MMUMOD96 \$650. All tables ship disassembled.



Community Media Table Box and Trough, 14"D Bookcase

Model#	Depth	Width	Height	Adj. Sh	Max TV	Weight	Cube	Price
MMNCTATV4272BC	42"	72"	42"	2	38"W	378	74	\$6,649
MMNCTATV4284BC	42"	84"	42"	2	38"W	401	86	\$6,739
MMNCTATV4296BC	42"	96"	42"	2	38"W	424	98	\$6,824
MMNCTATV4872BC	48"	72"	42"	4	44"W	423	84	\$6,829
MMNCTATV4884BC	48"	84"	42"	4	44"W	448	98	\$6,922
MMNCTATV4896BC	48"	96"	42"	4	44"W	473	112	\$7,015

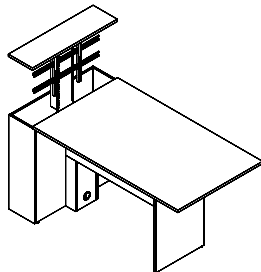
Includes TV lift mechanism. 48"D Bookcase has a center divider. Adjustable Shelves are 3/4" thick. Optional HPL Modesty color upgrade: For 72"W add MMUMOD72 \$478, for 84"W add MMUMOD84 \$568, for 96"W add MMUMOD96 \$650. All tables ship disassembled.



Community Media Table Box and Trough, 14"D Hinged Door Cabinet (H3B Handles)

Model#	Depth	Width	Height	Adj. Sh	Max TV	Weight	Cube	Price
MMNCTATV4272HD	42"	72"	42"	2	38"W	393	74	\$7,059
MMNCTATV4284HD	42"	84"	42"	2	38"W	416	86	\$7,146
MMNCTATV4296HD	42"	96"	42"	2	38"W	439	98	\$7,232
MMNCTATV4872HD	48"	72"	42"	4	44"W	437	84	\$7,317
MMNCTATV4884HD	48"	84"	42"	4	44"W	462	98	\$7,411
MMNCTATV4896HD	48"	96"	42"	4	44"W	487	112	\$7,504

Includes TV lift mechanism. 48"D Cabinet has 4-doors. Adjustable Shelves are 3/4" thick. Optional HPL Modesty color upgrade: for 72"W add MMUMOD72 \$478, for 84"W add MMUMOD84 \$568, for 96"W add MMUMOD96 \$650. Upgrade to MMH3S Handles n/c. All tables ship disassembled.



Community Media Table, Box and Trough, Half Panel Leg

Model#	Depth	Width	Height	Max TV	Weight	Cube	Price
MMNCTATV4272HP	42"	72"	42"	38"W	318	74	\$5,917
MMNCTATV4284HP	42"	84"	42"	38"W	341	86	\$6,003
MMNCTATV4296HP	42"	96"	42"	38"W	364	98	\$6,089
MMNCTATV4872HP	48"	72"	42"	44"W	343	84	\$6,011
MMNCTATV4884HP	48"	84"	42"	44"W	368	98	\$6,104
MMNCTATV4896HP	48"	96"	42"	44"W	393	112	\$6,194

Includes TV lift mechanism. Optional HPL Modesty color upgrade: for 72"W add MMUMOD72 \$478, for 84"W add MMUMOD84 \$568, For 96"W add MMUMOD96 \$650. All tables ship disassembled.

NOTE: For HPL Modesty color upgrade options, see p. 151.

conference collection

HPL Modesty Panel Color Upgrade Options (For Community Tables & Media Tables)



Silver



Ruby



Tangerine



Pacific Ocean



Starry Night



Leaf



Seafoam



Lilac

NOTE:

For color HPL modesty panel options, see p. 209.

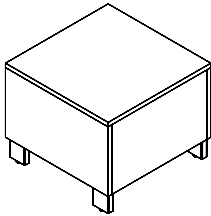
For power units, see pp. 154-155 (center cut out top is standard. Cut outs are included).



conference collection

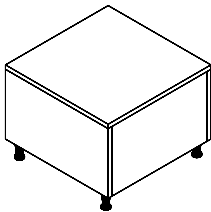
Square Cube Tables

(Standard open bottom)



Square Cube Tables with Apex Silver Feet (TFM)

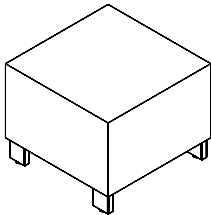
Model#	Depth	Width	Height	Weight	Cube	Price
MMSCAP202016	20"	20"	16"	49	4	\$674
MMSCAP202020	20"	20"	20"	55	5	\$674
MMSCAP242416	24"	24"	16"	60	6	\$812
MMSCAP242420	24"	24"	20"	68	7	\$812
MMSCAP243016	24"	30"	16"	70	7	\$921
MMSCAP243616	24"	36"	16"	80	8	\$1,027
MMSCAP244816	24"	48"	16"	100	11	\$1,248



Square Cube Tables with Napa Feet (TFM)

Model#	Depth	Width	Height	Weight	Cube	Price
MMSCNA202016	20"	20"	16"	49	4	\$674
MMSCNA202020	20"	20"	20"	55	5	\$674
MMSCNA242416	24"	24"	16"	60	6	\$812
MMSCNA242420	24"	24"	20"	68	7	\$812
MMSCNA243016	24"	30"	16"	70	7	\$921
MMSCNA243616	24"	36"	16"	80	8	\$1,027
MMSCNA244816	24"	48"	16"	100	11	\$1,248

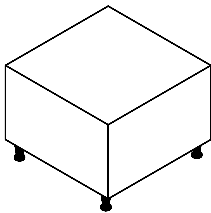
Feet color available in brushed nickel only.



Square Cube Tables with Apex Silver Feet (HPL)

Model#	Depth	Width	Height	Weight	Cube	Price
MMSCAPHP202016	20"	20"	16"	49	4	\$825
MMSCAPHP202020	20"	20"	20"	55	5	\$825
MMSCAPHP242416	24"	24"	16"	60	6	\$1,001
MMSCAPHP242420	24"	24"	20"	68	7	\$1,001
MMSCAPHP243016	24"	30"	16"	70	7	\$1,140
MMSCAPHP243616	24"	36"	16"	80	8	\$1,285
MMSCAPHP244816	24"	48"	16"	100	11	\$1,568

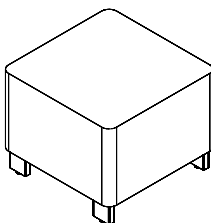
HPL requires 20 LEADTIME. Limited HPL colors, see color chart for color availability.



Square Cube Tables with Napa Feet (HPL)

Model#	Depth	Width	Height	Weight	Cube	Price
MMSCNAHP202016	20"	20"	16"	49	4	\$825
MMSCNAHP202020	20"	20"	20"	55	5	\$825
MMSCNAHP242416	24"	24"	16"	60	6	\$1,001
MMSCNAHP242420	24"	24"	20"	68	7	\$1,001
MMSCNAHP243016	24"	30"	16"	70	7	\$1,140
MMSCNAHP243616	24"	36"	16"	80	8	\$1,285
MMSCNAHP244816	24"	48"	16"	100	11	\$1,568

HPL requires 20 LEADTIME. Feet color available in brushed nickel only. Limited HPL colors, see color chart for color availability.



Radius Cube Tables with Apex Silver Feet (HPL)

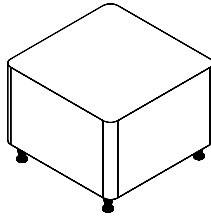
Model#	Depth	Width	Height	Weight	Cube	Price
MMRCAPHP202016	20"	20"	16"	49	4	\$970
MMRCAPHP202020	20"	20"	20"	55	5	\$970
MMRCAPHP242416	24"	24"	16"	60	6	\$1,191
MMRCAPHP242420	24"	24"	20"	68	7	\$1,191
MMRCAPHP243016	24"	30"	16"	70	7	\$1,368
MMRCAPHP243616	24"	36"	16"	80	8	\$1,542
MMRCAPHP244816	24"	48"	16"	100	11	\$1,884

HPL requires 20 LEADTIME. Limited HPL colors, see color chart for color availability.

conference collection

Square Cube Tables

(Standard open bottom)



Radius Cube Tables with Napa Feet (HPL)

Model#	Depth	Width	Height	Weight	Cube	Price
MMRCNAHP202016	20"	20"	16"	49	4	\$970
MMRCNAHP202020	20"	20"	20"	55	5	\$970
MMRCNAHP242416	24"	24"	16"	60	6	\$1,191
MMRCNAHP242420	24"	24"	20"	68	7	\$1,191
MMRCNAHP243016	24"	30"	16"	70	7	\$1,368
MMRCNAHP243616	24"	36"	16"	80	8	\$1,542
MMRCNAHP244816	24"	48"	16"	100	11	\$1,884

HPL requires 20 LEADTIME. Feet color available in brushed nickle only.
Limited HPL colors, see color chart for color availability.

Data/Power Management

(Square Cube Tables)

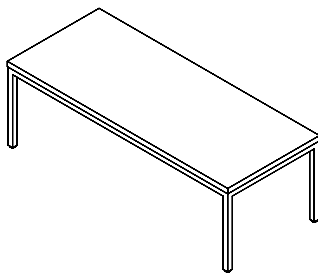


Rectangular Power Grommet (1-Power, 2-Power USB with adapter, 108" cord)

Model#	Depth	Width	Height	Weight	Cube	Color	Price
APRPG1B	2 1/4"	3 3/4"	3"	2	1	Black	\$448
APRPG1S	2 1/4"	3 3/4"	3"	2	1	Silver	\$448
APRPG1GW	2 1/4"	3 3/4"	3"	2	1	Gloss White	\$448

Center grommet top location is standard, cut out top center.

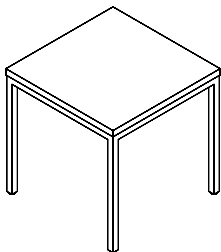
Occasional Tables



Coffee Table with Square Metal 4-Leg (1" thick top, 15"H Metal Leg)

Model#	Depth	Width	Height	Leg Color	Weight	Cube	Price
MMCT204816B	20"	48"	16"	Black	39	9	\$642
MMCT204816S	20"	48"	16"	Silver	39	9	\$642
MMCT204816W	20"	48"	16"	White	39	9	\$642
MMCT244816B	24"	48"	16"	Black	44	11	\$706
MMCT244816S	24"	48"	16"	Silver	44	11	\$706
MMCT244816W	24"	48"	16"	White	44	11	\$706

Option to upgrade top to 1 3/4" thick, add MMUTTOP 20% upcharge.



End Table with Square Metal 4-Leg (1" thick top, 19"H Metal Leg)

Model#	Depth	Width	Height	Leg Color	Weight	Cube	Price
MMET202020B	20"	20"	20"	Black	20	5	\$614
MMET202020S	20"	20"	20"	Silver	20	5	\$614
MMET202020W	20"	20"	20"	White	20	5	\$614
MMET242420B	24"	24"	20"	Black	25	7	\$669
MMET242420S	24"	24"	20"	Silver	25	7	\$669
MMET242420W	24"	24"	20"	White	25	7	\$669

Option to upgrade top to 1 3/4" thick, add MMUTTOP 20% upcharge.

conference collection

Data/Power Management

(Cutout locations must be specified. Cutouts are included.)



Round Power Grommet (1-Power, 2-Power USB, 1-switching adapter, 60" cord)

Model#	Depth	Width	Surface Hold Diameter	Color	Weight	Cube	Price
NAPRGR3B	3 1/2"	3 1/2"	3 3/16"	Black	2	1	\$204
NAPRGR3S	3 1/2"	3 1/2"	3 3/16"	Silver	2	1	\$204

Specify cut-out location for tops, see below.



Rectangular Power Grommet (1-Power, 2-Power USB with adapter, 108" cord)

Model#	Depth	Width	Height	Color	Weight	Cube	Price
APRPG1B	2 1/4"	3 3/4"	3"	Black	2	1	\$448
APRPG1S	2 1/4"	3 3/4"	3"	Silver	2	1	\$448
APRPG1GW	2 1/4"	3 3/4"	3"	Gloss White	2	1	\$448

Specify cut-out location for tops, see below.



Plastic Black Power Management Unit (1-Phone, 1-Data, 3-Outlets, 1-Power USB with adapter)

Model#	Dimensions	Color	Weight	Cube	Price
MMPWRDLX	2 7/8"D x 8 3/4"W	Black	2	1	\$459

Black Matte finish. Specify center, left or right cutout location (see below).
Note: Includes 8 wire-management clips. Includes top cutout (Horizontal).
Data capability CAT5. Surge protected - 10' cord.

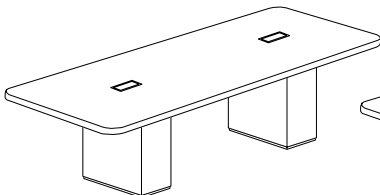


Metal Power Management Unit (2-Power, 1-Data, 2-Power USB with adapter, 1-HDMI, 1-RJ45, 1-RJ11)

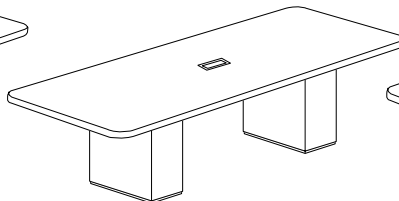
Model#	Dimensions	Color	Weight	Cube	Price
MMPWRDLX2S	5 3/8"D x 9"W	Brushed Silver	2	1	\$1,254
MMPWRDLX2B	5 3/8"D x 9"W	Black	2	1	\$1,254

Metal Silver finish. Specify center, left or right cutout location (see below).
Note: Includes 8 wire-management clips. Includes top cutout (Horizontal).
Data capability CAT6. Surge protected - 6' cord.

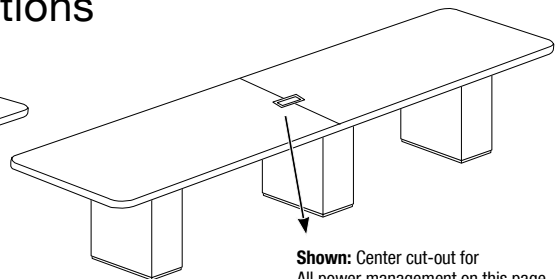
Cut Out Locations



Shown: Left & right cut-out for All power management on this page MMPWRDLX or MMPWRDLX2 (over bases)



Shown: Center cut-out for All power management on this page



Shown: Center cut-out for All power management on this page MMPWRDLX or MMPWRDLX2 (over base)

NOTE: Cut outs are only included with Maverick power units.

conference collection

Data/Power Management

(Cut-out locations must be specified. Cutouts are included.)



Metal Reef Power Management Unit
(1-HDMI with adapter, 1-VGA, 1-Audio, 2-RJ45, 3-Power, 2-Power USB with adapter)

Model#	Dimensions	Color	Weight	Cube	Price
MMRPMU16B	6 1/4"D x 16"W	Black	24	2	\$2,111
MMRPMU16S	6 1/4"D x 16"W	Silver	24	2	\$2,111

Includes top cutout (5 3/4"D x 15" W).
Center cut-out location only horizontal. Cut-out N/A directly over bases (see below).
Data capability CAT6.



Metal Black PC Power Management Unit
(4-CAT6 Ports, 1-HDMI, 1-VGA, 1-Audio, 12-Outlets and 4-Power USB with adapter)

Model#	Dimensions	Color	Weight	Cube	Price
MMPWRUPCB	9 1/2"D x 30"W	Black	24	2	\$4,928

Includes top cutout (8 1/4"D x 29 1/8"W).
Center cut-out location only horizontal. Cut-out N/A directly over bases (see below).
Data capability CAT6.



Metal Silver Pearl PC Power Management Unit
(4-CAT6 Ports, 1-HDMI, 1-VGA, 1-Audio, 12-Outlets and 4-Power USB with adapter)

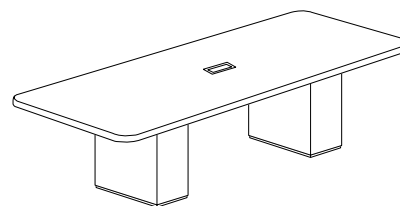
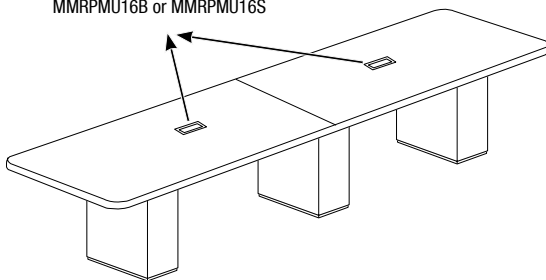
Model#	Dimensions	Color	Weight	Cube	Price
MMPWRUPCS	9 1/2"D x 30"W	Silver	24	2	\$4,928

Includes top cutout (8 1/4"D x 29 1/8"W).
Center cut-out location only, horizontal. Cut-out N/A directly over bases (see below).
Data capability CAT6.

Cut Out Locations

(Horizontal only, N/A over bases)

Shown: Center cut-out between bases
MMPWRUPCB or MMPWRUPCS
MMRPMU16B or MMRPMU16S



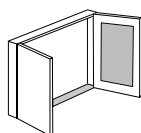
Shown: Center cut-out for
All power management on this page

NOTE: Cut outs are only included with Maverick data/power units.

conference collection

Conference Room Furnishings

MODEL #						LIST PRICE BY SERIES (Specify series e.g. MMHDC2036)		
SERIES (SPECIFY)	DEPTH	WIDTH	HEIGHT	WEIGHT	CUBE	MM	MC	CY
						(Maverick)	(Maverick Complete)	(Canyon)
Conference Board								
MMCB36	6"	36"	36"	130	5	\$1,615	N/A	N/A
MMCB48	6"	48"	48"	130	6	\$1,852	N/A	N/A



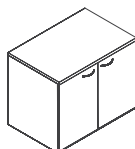
Whiteboard with corkboard provided on inside of both doors.
NOTE: Leaving marker writing on board for more than 48hrs, will result in permanent stains.

Lectern with Casters						MM	MC	CY
MMLEC	18"	24"	44"/48"	92	11	\$678	N/A	N/A



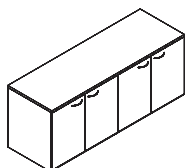
Uses MMCAS standard.

Hinged Door Utility Cabinet (One 3/4"-thick adjustable shelf) H3B Handles						MM	MC	CY
HDC2036	20"	36"	29"	115	13	\$907	\$1,029	EFQ
HDC2042	20"	42"	29"	165	15	\$960	\$1,082	EFQ
HDC2436	24"	36"	29"	175	15	\$1,047	\$1,169	\$1,499
HDC2442	24"	42"	29"	180	18	\$1,133	\$1,257	EFQ



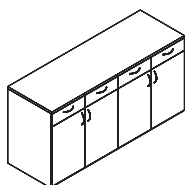
Optional face lock add MMFL...\$90. Width coordinates with bookcase hutch. See series for standard handle info.

Credenza, Four Full Hinged Doors (Two 3/4"-thick adjustable shelves) H3B Handles						MM	MC	CY
C2060 1FP	20"	60"	29"	220	21	\$1,824	\$2,070	EFQ
C2066 1FP	20"	66"	29"	240	23	\$1,981	\$2,225	EFQ
C2072 1FP	20"	72"	29"	260	25	\$2,006	\$2,251	\$2,828
C2472 1FP	24"	72"	29"	295	30	\$2,181	\$2,425	\$2,984



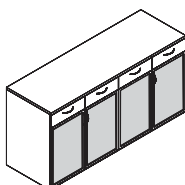
Optional face lock add MMFL...\$90 each. Two locks required. See series for standard handle info.

Buffet Credenza (Four box drawers and full hinged doors) H3B Handles						MM	MC	CY
HDBC2036	20"	36"	36"	220	15	\$1,320	\$1,630	EFQ
HDBC2436	24"	36"	36"	240	18	\$1,452	\$1,761	N/A
HDBC2072	20"	72"	36"	260	30	\$2,736	\$3,045	\$3,520
HDBC2472	24"	72"	36"	290	36	\$2,856	\$3,165	\$3,676



36"w includes one adjustable 3/4" thick shelf, 2 box drawers and 2 full doors.
 Optional face lock add MMFL...\$90 each (2 are required for 4 doors, 1 for each box drawer).
 Lock for box drawers N/A for Canyon series.

Buffet Credenza (Four box drawers, Full hinged glass doors) H3B Handles						MM	MC	CY
HDBC2072G	20"	72"	36"	260	30	\$3,728	\$3,858	EFQ
HDBC2472G	24"	72"	36"	290	36	\$3,846	\$3,975	EFQ



Storage includes two adjustable 3/4" thick shelf.
 Optional face lock for box drawers, add MMFL...\$90 each, glass doors do not lock.

For credenzas specifics and other sizes, refer to individual series. For custom sizes, EFQ (Email For Quote).

training tables

 3 Days and  Lead Time


Product Specifications

- 1" thick tops only, 2mm PVC edge-banding, pilot holes for post leg brackets only and metal inserts for ganging brackets.
- Maverick Series has radiused corners, Arroyo Series has square corners.
- Available in 20 standard colors, see color chart for upcharge information. Two colors may be specified at no charge.
- No up-charge for contrasting color edge-banding.
- Legs and ganging hardware are ordered separately from the tops and are not factory installed.
- All training and height adjustable tables can be assembled upon request at no charge.
- Tops are predrill for leg/base where specified on leg/base style items.

How to Order Training Tables

WORKSURFACE UNITS

1. Product number: **MM TR 24 60**

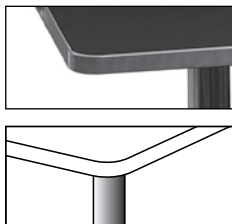


Series Name: Maverick with radius corners is MM, Arroyo with square corners is AR.

- Specify worksurface color - Choose from 20 standard colors.
- Specify edge-banding color - Matching top color is standard.
- Specify other accessories and upgrades. Grommet options page 164 see grommet locations below.
- Legs are ordered separately. Specify from available legs on page 161-163.
- Ganging and connecting hardware is ordered separately. See page 164.

MAVERICK SERIES (MM)

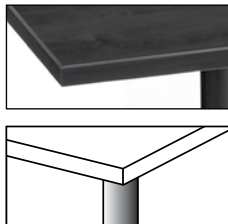
EDGE PROFILE-RADIUS



2MM FLAT PVC EDGE BANDING ON TOPS

ARROYO SERIES (AR)

EDGE PROFILE-SQUARE



2MM FLAT PVC EDGE BANDING ON TOPS

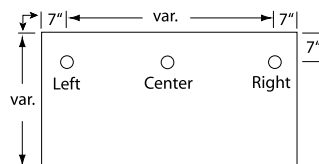
GROMMET OPTIONS

BLACK AND SILVER

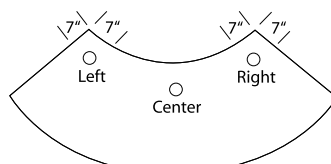


TRAINING TABLE TOP STANDARD GROMMET LOCATIONS (Unless otherwise specified)

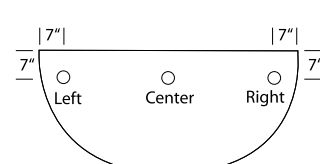
Note: While sitting at unit, grommet locations are named from left to right. Line drawings shown below are standard locations.



Rectangular
24" or 30"

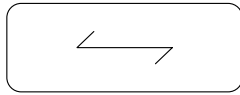
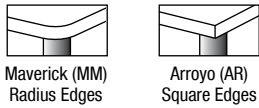


Curved
24" or 30"

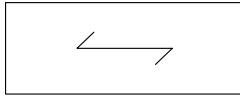


Half-Round
48" or 60"

Training Worksurfaces



Maverick



Arroyo

Rectangular Training Table Top, 20"D Tops (MM-radius edges, AR-square edges)

Model#	Depth	Width	Height	Weight	Cube	MM Price	AR Price
__TR2036	20"	36"	1"	23	1	\$222	\$198
__TR2042	20"	42"	1"	27	1	\$227	\$204
__TR2048	20"	48"	1"	30	1	\$239	\$216
__TR2054	20"	54"	1"	34	1	\$252	\$228
__TR2060	20"	60"	1"	38	1	\$289	\$259
__TR2066	20"	66"	1"	42	1	\$306	\$276
__TR2072*	20"	72"	1"	45	1	\$330	\$300
__TR2078*	20"	78"	1"	49	1	\$379	\$342
__TR2084*	20"	84"	1"	53	1	\$414	\$372


Note: When ordering, insert MM for Maverick Series or AR for Arroyo Series. Wood grain runs the width direction.

*Tops: 72"W, 78"W & 84"W require 5-Post Legs.

Stabilizer Bar: 2 are included with 60"W, 66"W & 72"W tops, when ordered with post legs.

Max weight 50 lbs.

Pre Drill Holes: Tops are pre-drill for 4-Post Legs MMLEGTRB – MMLEGTRSC.

Ganging Hardware: Is recommended when placing tops side by side.  Lead Time.

Rectangular Training Table Top, 24"D Tops (MM-radius edges, AR-square edges)

Model#	Depth	Width	Height	Weight	Cube	MM Price	AR Price
__TR2436	24"	36"	1"	30	1	\$300	\$270
__TR2442	24"	42"	1"	32	1	\$311	\$281
__TR2448	24"	48"	1"	36	1	\$324	\$295
__TR2454	24"	54"	1"	40	1	\$336	\$306
__TR2460	24"	60"	1"	45	1	\$347	\$311
__TR2466	24"	66"	1"	50	1	\$366	\$330
__TR2472*	24"	72"	1"	54	1	\$379	\$342
__TR2478*	24"	78"	1"	59	1	\$414	\$372
__TR2484*	24"	84"	1"	63	1	\$438	\$395


Note: When ordering, insert MM for Maverick Series or AR for Arroyo Series. Wood grain runs the width direction.

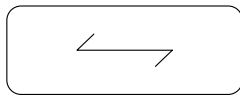
*Tops: 72"W, 78"W & 84"W require 5-Post Legs.

Stabilizer Bar: 2 are included with 60"W, 66"W & 72"W tops, when ordered with post legs.

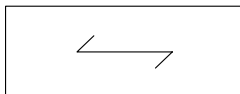
Max weight 50 lbs.

Pre Drill Holes: Tops are pre-drill for 4-Post Legs MMLEGTRB – MMLEGTRSC.

Ganging Hardware: Is recommended when placing tops side by side.  Lead Time.



Maverick



Arroyo

Rectangular Training Table Top, 30"D Tops (MM-radius edges, AR-square edges)

Model#	Depth	Width	Height	Weight	Cube	MM Price	AR Price
__TR3048	30"	48"	1"	45	1	\$311	\$281
__TR3054	30"	54"	1"	51	1	\$318	\$289
__TR3060	30"	60"	1"	57	1	\$348	\$311
__TR3066	30"	66"	1"	62	1	\$384	\$348
__TR3072*	30"	72"	1"	68	2	\$419	\$379
__TR3078*	30"	78"	1"	74	2	\$478	\$431
__TR3084*	30"	84"	1"	79	2	\$529	\$479


Note: When ordering, insert MM for Maverick Series or AR for Arroyo Series. Wood grain runs the width direction.

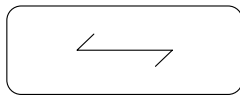
*Tops: 72"W, 78"W & 84"W require 5-Post Legs.

Stabilizer Bar: 2 are included with 60"W, 66"W & 72"W tops, when ordered with post legs.

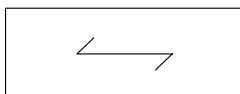
Max weight 50 lbs.

Pre Drill Holes: Tops are pre-drill for 4-Post Legs MMLEGTRB – MMLEGTRSC.

Ganging Hardware: Is recommended when placing tops side by side.  Lead Time.

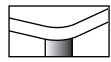


Maverick

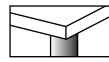


Arroyo

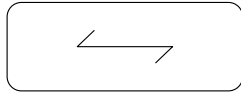
Training Worksurfaces



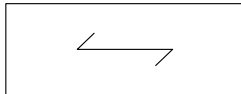
Maverick (MM)
Radius Edges



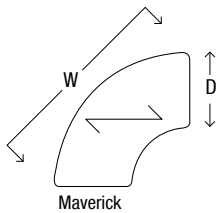
Arroyo (AR)
Square Edges



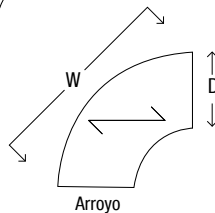
Maverick



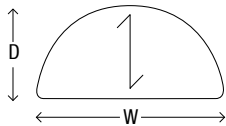
Arroyo



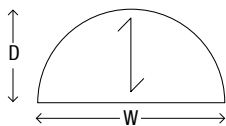
Maverick



Arroyo



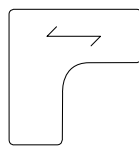
Maverick



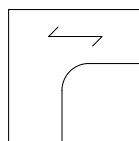
Arroyo



WG24 & WG30



Maverick



Arroyo

Rectangular Training Table Top, 36" D Tops (MM-radius edges, AR-square edges)

Model#	Depth	Width	Height	Weight	Cube	MM Price	AR Price
__TR3660	36"	60"	1"	68	1	\$461	\$419
__TR3666	36"	66"	1"	75	1	\$498	\$450
__TR3672*	36"	72"	1"	81	2	\$522	\$474


Note: When ordering, insert MM for Maverick Series or AR for Arroyo Series. Wood grain runs the width direction.

Top: 72"W requires 5-post legs.

Stabilizer Bar: 2 are included with 60"W, 66"W & 72"W tops, when ordered with post legs.

Max weight 50 lbs.

Pre Drill Holes: Tops are pre-drill for 4-Post Legs MMLEGTRB – MMLEGTRSC.

Ganging Hardware: Is recommended when placing tops side by side.  Lead Time.

Curved Training Table Top (Must be ganged with another top for stability)

Model#	Depth	Width	Height	Weight	Cube	MM Price	AR Price
__TRQ2460L	24"	60"	1"	27	1	\$355	\$319
__TRQ2460R	24"	60"	1"	27	1	\$355	\$319
__TRQ3060L	30"	60"	1"	33	2	\$392	\$355
__TRQ3060R	30"	60"	1"	33	2	\$392	\$355


Note: When ordering, insert MM for Maverick Series or AR for Arroyo before model number.

On "L" units, from users' view, woodgrain direction is parallel with right edge and perpendicular with left edge.

On "R" units wood-grain is parallel with the left edge and perpendicular with the right edge.

If not ganged, order 5th leg for stability.

Pre Drill Holes: Tops are pre-drill for Post Legs MMLEGTRB – MMLEGTRS.

Ganging Hardware: Is recommended when placing tops side by side.  Lead Time.

Half-Round Training Table Top (48" & 60" require four legs and two ganging plates)

Model#	Depth	Width	Height	Weight	Cube	MM Price	AR Price
__TRWH1224	12"	24"	1"	6	1	\$177	\$141
__TRWH1224WG24	12"	24"	1"	6	1	\$177	\$141
__TRWH1530	15"	30"	1"	10	1	\$215	\$178
__TRWH1530WG30	15"	30"	1"	10	1	\$215	\$178
__TRWH2448	24"	48"	1"	24	1	\$447	\$410
__TRWH3060	30"	60"	1"	37	1	\$534	\$410


Note: When ordering, insert MM for Maverick Series or AR for Arroyo before model number.

Woodgrain direction runs the depth to coordinate with woodgrain direction on rectangular worksurfaces.

12" & 15" deep require only 1 leg and 1 ganging plate.

12" & 15" deep (WG24 & WG30), the woodgrain runs the width to coordinate with the grain on 1 end of curved units.

Pre Drill Holes: Tops are pre-drill for Post Legs MMLEGTRB – MMLEGTRS.


Ganging Hardware: Is recommended when placing tops side by side.  Lead Time.

Curved Corner Training Table Top (48" & 60" require four legs and two ganging plates)

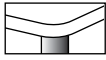
Model#	Depth	Width	Height	Weight	Cube	MM Price	AR Price
__TRCWS424224	24"	42"/ 42"	1"	24	1	\$460	\$410
__TRCWS424230	30"	42"/ 42"	1"	24	1	\$460	\$410
__TRCWS484824	24"	48"/ 48"	1"	30	1	\$535	\$476
__TRCWS484830	30"	48"/ 48"	1"	30	1	\$535	\$535
__TRCWS606024	24"	60"/ 60"	1"	47	1	\$669	\$601
__TRCWS606030	30"	60"/ 60"	1"	47	1	\$669	\$601

Note: When ordering, insert MM for Maverick Series or AR for Arroyo before model number.

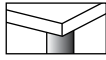
Pre Drill Holes: Tops are pre-drill for Post Legs MMLEGTRB – MMLEGTRS.

Ganging Hardware: Is recommended when placing tops side by side.  Lead Time.

training tables



Maverick (MM)
Radius Edges



Arroyo (AR)
Square Edges

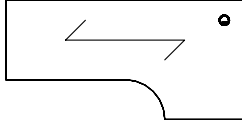
Training Worksurfaces 15 DAYS

Curved Computer Training Table Top 24"D Right Connection (MM-Radius Edges, AR-Square Edges)

Model#	Depth	Width	Corner	Height	Weight	Cube	MM Price	AR Price
__CDQ60TOP 4R	24" / 24"	60"	36"	1"	68	2	\$543	\$483
__CDQ66TOP 4R	24" / 24"	66"	36"	1"	68	2	\$571	\$512
__CDQ72TOP 4R	24" / 24"	72"	36"	1"	79	2	\$588	\$530
__CDQ72TOP 9R	30" / 24"	72"	42"	1"	79	2	\$622	\$564

Note: When ordering, Insert MM for Maverick Series or AR for Arroyo Series. Wood grain runs the width direction. Maverick series tops have three radius corners.
Predrill Holes: Tops are not predrilled. Must order with return top. Designed for Adjustable Height L-UNIT Base only.
Grommet: Standard black grommet, location 7"x7" upgrade grommet to color silver n/c.

15 LEAD TIME

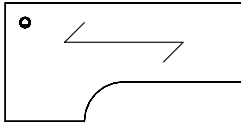


Curved Computer Training Table Top 24"D Left Connection (MM-Radius Edges, AR-Square Edges)

Model#	Depth	Width	Corner	Height	Weight	Cube	MM Price	AR Price
__CDQ60TOP 4L	24" / 24"	60"	36"	1"	68	2	\$543	\$483
__CDQ66TOP 4L	24" / 24"	66"	36"	1"	68	2	\$571	\$512
__CDQ72TOP 4L	24" / 24"	72"	36"	1"	68	2	\$588	\$530
__CDQ72TOP 9L	24" / 30"	72"	42"	1"	68	2	\$622	\$564

Note: When ordering, Insert MM for Maverick Series or AR for Arroyo Series. Wood grain runs the width direction. Maverick series tops have three radius corners.
Predrill Holes: Tops are not predrilled. Must order with return top. Designed for Adjustable Height L-UNIT Base only.
Grommet: Standard black grommet, location 7"x7" upgrade grommet to color silver n/c.

15 LEAD TIME

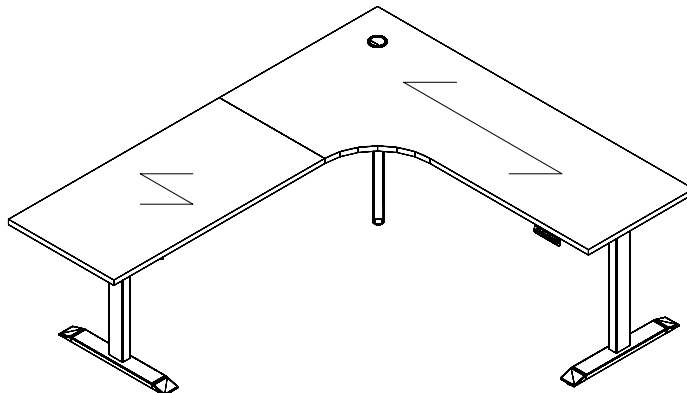
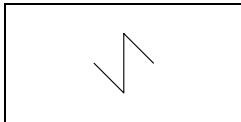


Rectangular Training Return Top, 24"D Tops (MM-Radius Edges, AR-Square Edges)

Model#	Depth	Width	Height	Weight	Cube	MM Price	AR Price
__TRT2436	24"	36"	1"	30	1	\$343	\$312
__TRT2442	24"	42"	1"	32	1	\$354	\$324
__TRT2448	24"	48"	1"	36	1	\$366	\$337

Note: When ordering, Insert MM for Maverick Series or AR for Arroyo Series. Return top wood grain runs vertical direction. Maverick series tops have two radius edges.
Predrill Holes: Tops are not predrilled. Must order with computer table top. Designed for Adjustable Height L-UNIT Base only.
Connecting Hardware: 2 connecting brackets with wood screws are included.

15 LEAD TIME



Note: Line drawings shown in square corners (AR series)

training tables

Bases, for Training Table Tops

(Leg heights vary and cannot be combined)



Post Leg 2 3/8" diameter (Set of 4 legs) for Training Table Tops

Model#	Description	Color	Height	Price
☞ MMLEGTRB	4 Posts with Leveler	Black	27 13/16"	\$414
☞ MMLEGTRS	4 Posts with Leveler	Brushed Steel	27 13/16"	\$414
☞ MMLEGTRBC	4 Posts with Locking Casters	Black	27 15/16"	\$414
☞ MMLEGTRSC	4 Posts with Locking Casters	Brushed Steel	27 15/16"	\$414
☞ MMCULEG_ _	1 Individual Post Leg		27 15/16"	\$104

For individual post legs...\$104 each. Specify complete model #MMCULEG_ _ (e.g. MMCULEGTRB)
Individual post leg includes mounting screws.
Legs are shipped un-installed and require minor assembly with woodscrews for each leg.
Tops 72"W, 78"W & 84"W requires 5-post legs. Tops are pre-drilled for 4-post legs only.

☞ LEAD TIME




Flip Top Base with Modesty, Locking Casters (Complete leg, black color only)

Model#	Depth	Width	Height	Fits Top Size	Color	Weight	Cube	Price
☞ MMLEGFB4836	20"	24"	28 1/2"	36" & 48"W	Black	42	1	\$468
☞ MMLEGFB7260	20"	58"	28 1/2"	60" & 72"W	Black	42	1	\$635

For rectangular tops 20"D & 24"D only. See p. 158.
Bases ship unassembled unless otherwise specified. Tops are pre-drilled for flip top bases.
Ganging hardware is recommended when placing tops side by side, see p. 164.

☞ LEAD TIME



Flip Top Base with Frame Modesty, Locking Casters (1 complete leg)

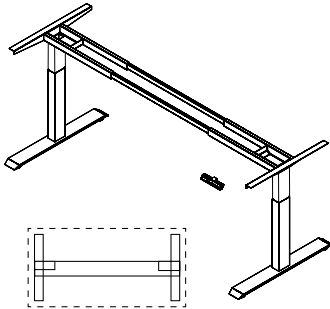
Model#	Depth	Width	Height	Fits Top Size	Color	Weight	Cube	Price
MMLEGFFMB48S	14/20"	40 1/4"	28 1/2"	48" & 54"W	Silver	36	1	\$504
MMLEGFFMB48B	14/20"	40 1/4"	28 1/2"	48" & 54"W	Black	36	1	\$504
MMLEGFFMB48W	14/20"	40 1/4"	28 1/2"	48" & 54"W	White	36	1	\$504
MMLEGFFMB60S	14/20"	52"	28 1/2"	60" & 66"W	Silver	40	1	\$560
MMLEGFFMB60B	14/20"	52"	28 1/2"	60" & 66"W	Black	40	1	\$560
MMLEGFFMB60W	14/20"	52"	28 1/2"	60" & 66"W	White	40	1	\$560
MMLEGFFMB72S	14/20"	63 1/4"	28 1/2"	72" & 78"W	Silver	43	1	\$655
MMLEGFFMB72B	14/20"	63 1/4"	28 1/2"	72" & 78"W	Black	43	1	\$655
MMLEGFFMB72W	14/20"	63 1/4"	28 1/2"	72" & 78"W	White	43	1	\$655

For rectangular tops 20"D & 24"D only, see p. 158.
Note: color silver (Titanium/Metal) does not match other silver legs.
Bases ship unassembled unless otherwise specified. Tops are not pre-drill.

15 LEAD TIME

training tables

Bases, for Training Table Tops

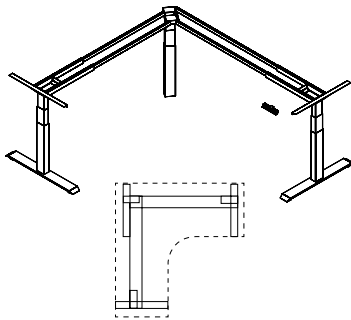


Adjustable Height Electrical Base (Sit to stand, fits top sizes below)								
Model#	Base(D)	Base (W)	Height	Fits Top Size	Color	Weight	Cube	Price
MMLEGAHE24S	22"	47-72"	23 1/2-49"	24"D-72"W	Silver	64	1	\$1,407
MMLEGAHE24B	22"	47-72"	23 1/2-49"	24"D-72"W	Black	64	1	\$1,407
MMLEGAHE24W	22"	47-72"	23 1/2-49"	24"D-72"W	White	64	1	\$1,407
MMLEGAHE30S	28"	47-72"	23 1/2-49"	30"D-72"W	Silver	64	1	\$1,407
MMLEGAHE30B	28"	47-72"	23 1/2-49"	30"D-72"W	Black	64	1	\$1,407
MMLEGAHE30W	28"	47-72"	23 1/2-49"	30"D-72"W	White	64	1	\$1,407

Does not include top. **2 stage base.** Bases ship unassembled unless otherwise specified.

15 LEAD TIME

Handset	Push Button/4 memory presets
Motor	Dual motor
Foot Length	28"
Height range (excluding top)	23.5" - 49"
Frame width	Width adjustable 48" - 72"
Worksurface widths	48" - 72"
Worksurface depths	24" & 30"
Max lifting capacity	250lbs.
Base Weight	66lbs.
Speed	30mm/s
Warranty	5 years



Adjustable Height Electrical L-Unit Base (Sit to stand, fits top sizes below)								
Model#	Base(D)	Base (W)	Height	Fits Top Size	Color	Weight	Cube	Price
MMLEGAHEL24B3	22"	48-72"	23 1/2-49"	24"D-72"W	Black	112	1	\$2,407
MMLEGAHEL24S3	22"	48-72"	23 1/2-49"	24"D-72"W	Silver	112	1	\$2,407
MMLEGAHEL24W3	22"	48-72"	23 1/2-49"	24"D-72"W	White	112	1	\$2,407
MMLEGAHEL30S3	28"	48-72"	23 1/2-49"	30"D-72"W	Silver	112	1	\$2,407
MMLEGAHEL30W3	28"	48-72"	23 1/2-49"	30"D-72"W	White	112	1	\$2,407
MMLEGAHEL30B3	28"	48-72"	23 1/2-49"	30"D-72"W	Black	112	1	\$2,407

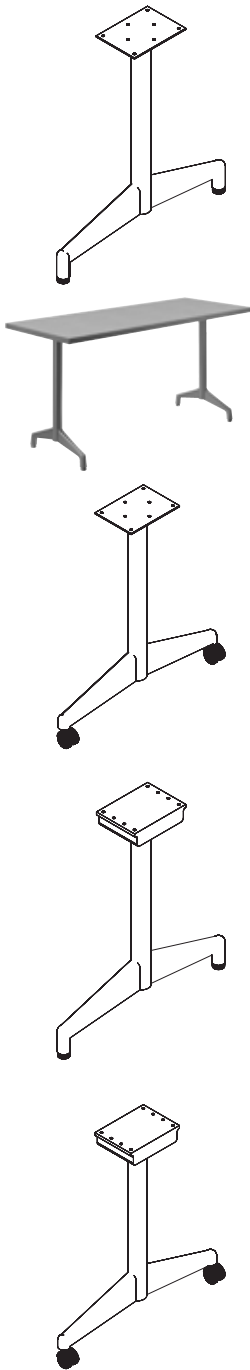
Does not include top. **3 stage base.** Bases ship unassembled unless otherwise specified.

15 LEAD TIME

Handset	Push Button/4 memory presets
Motor	Triple motor
Foot Length	28"
Height range (excluding top)	23.5" - 49"
Frame width	Width adjustable 48" - 72"
Worksurface widths	48" - 72"
Worksurface depths	24" & 30"
Max lifting capacity	300lbs.
Base Weight	112lbs.
Speed	33mm/s
Warranty	5 years

training tables

Bases, for Training Table Tops



T-Leg with Leveler (Set of 2 legs)

Model#	Depth	Width	Height	Fits Top Size	Color	Weight	Cube	Price
MMLEGTL20S	20"	2 1/4"	28"	20/24"D-72"W	Silver	23	4	\$750
MMLEGTL20B	20"	2 1/4"	28"	20/24"D-72"W	Black	23	4	\$750
MMLEGTL20W	20"	2 1/4"	28"	20/24"D-72"W	White	23	4	\$750
MMLEGTL30S	30"	2 1/4"	28"	30/36"D-72"W	Silver	23	4	\$806
MMLEGTL30B	30"	2 1/4"	28"	30/36"D-72"W	Black	23	4	\$806
MMLEGTL30W	30"	2 1/4"	28"	30/36"D-72"W	White	23	4	\$806

Column diameter 2 1/4", mounting plate 6"D x 8"W. Base Spread: 20"D is 20"W. 30"D is 26"W.
 Stabilizer Bar: 1 is included with 60"W, 66"W & 72"W tops, when ordered with T-Legs.
 Legs ship unassembled unless otherwise specified. **15** LEAD TIME

T-Leg with Casters (Set of 2 legs, locking casters)

Model#	Depth	Width	Height	Fits Top Size	Color	Weight	Cube	Price
MMLEGTC20S	20"	2 1/4"	28"	20/24"D-72"W	Silver	23	4	\$765
MMLEGTC20B	20"	2 1/4"	28"	20/24"D-72"W	Black	23	4	\$765
MMLEGTC20W	20"	2 1/4"	28"	20/24"D-72"W	White	23	4	\$765
MMLEGTC30S	30"	2 1/4"	28"	30/36"D-72"W	Silver	23	4	\$821
MMLEGTC30B	30"	2 1/4"	28"	30/36"D-72"W	Black	23	4	\$821
MMLEGTC30W	30"	2 1/4"	28"	30/36"D-72"W	White	23	4	\$821

Column diameter 2 1/4", mounting plate 6"D x 8"W. Base Spread: 20"D is 20"W. 30"D is 26"W.
 Stabilizer Bar: 1 is included with 60"W, 66"W & 72"W tops, when ordered with T-Legs.
 Legs ship unassembled unless otherwise specified. **15** LEAD TIME

Flip Top Base with Leveler (Set of 2 legs)

Model#	Depth	Width	Height	Fits Top Size	Color	Weight	Cube	Price
MMLEGTFL20S	20"	2 1/4"	28"	20/24"D-72"W	Silver	23	4	\$990
MMLEGTFL20B	20"	2 1/4"	28"	20/24"D-72"W	Black	23	4	\$990
MMLEGTFL20W	20"	2 1/4"	28"	20/24"D-72"W	White	23	4	\$990
MMLEGTFL30S	30"	2 1/4"	28"	30/36"D-72"W	Silver	23	4	\$1,027
MMLEGTFL30B	30"	2 1/4"	28"	30/36"D-72"W	Black	23	4	\$1,027
MMLEGTFL30W	30"	2 1/4"	28"	30/36"D-72"W	White	23	4	\$1,027

Column diameter 2 1/4", Flip Top Mechanism is mechanically attached to the base.
 Base Spread: 20"D is 20"W. 30"D is 26"W. Use with rectangular tops, see pp. 158-159.
 Stabilizer Bar: 1 is included with 60"W, 66"W & 72"W tops, when ordered with Flip Top Base.
 Base ship unassembled unless otherwise specified. **15** LEAD TIME

Flip Top Base with Casters (Set of 2 legs, locking casters)

Model#	Depth	Width	Height	Fits Top Size	Color	Weight	Cube	Price
MMLEGTFC20S	20"	2 1/4"	28"	20/24"D-72"W	Silver	23	4	\$1,042
MMLEGTFC20B	20"	2 1/4"	28"	20/24"D-72"W	Black	23	4	\$1,042
MMLEGTFC20W	20"	2 1/4"	28"	20/24"D-72"W	White	23	4	\$1,042
MMLEGTFC30S	30"	2 1/4"	28"	30/36"D-72"W	Silver	23	4	\$1,079
MMLEGTFC30B	30"	2 1/4"	28"	30/36"D-72"W	Black	23	4	\$1,079
MMLEGTFC30W	30"	2 1/4"	28"	30/36"D-72"W	White	23	4	\$1,079

Column diameter 2 1/4", Flip Top Mechanism is mechanically attached to the base.
 Base Spread: 20"D is 20"W. 30"D is 26"W. Use with rectangular tops, see pp. 158-159.
 Stabilizer Bar: 1 is included with 60"W, 66"W & 72"W tops, when ordered with Flip Top Base.
 Base ship unassembled unless otherwise specified. **15** LEAD TIME

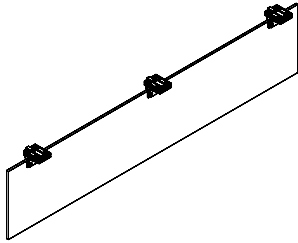


NOTE: All bases on this page, for heavy use on 60"W or wider tops, a second stabilizer bar is recommended, see p. 164 for sizes and pricing.

Hinged Modesty Panels Available for Bases Above, See p. 164.

training tables

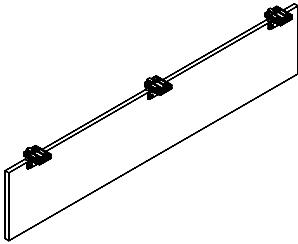
Modesty Panels



Frosted Acrylic Hinged Modesty (3/8" thick. Black Clips)

Model#	Depth	Width	Height	Clips	Top Width	Weight	Cube	Price
MMTRAM54	3"	41"	13 1/2"	2	54"	10	2	\$811
MMTRAM60	3"	47"	13 1/2"	2	60"	11	2	\$816
MMTRAM66	3"	53"	13 1/2"	3	66"	12	2	\$878
MMTRAM72	3"	59"	13 1/2"	3	72"	13	2	\$885

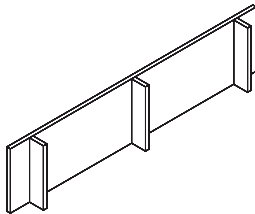
Designed to fit T-Legs and Flip Top Bases, see p. 163. Modesty Panel: 20"D & 24"D is flush, 30"D is inset 6". Depth and Height includes clips. Tops are predrilled to accept modesty.



TFM Hinged Modesty (3/4" thick. Black Clips)

Model#	Depth	Width	Height	Clips	Top Width	Weight	Cube	Price
MMTRWM54	3"	41"	13 1/2"	2	54"	10	2	\$265
MMTRWM60	3"	47"	13 1/2"	2	60"	11	2	\$284
MMTRWM66	3"	53"	13 1/2"	3	66"	12	2	\$349
MMTRWM72	3"	59"	13 1/2"	3	72"	13	2	\$349

Designed to fit T-Legs and Flip Top Bases, see p. 163. Modesty Panel: 20"D & 24"D is flush, 30"D is inset 6". Depth and Height includes clips. Tops are predrilled to accept modesty.



TFM Modesty (3/4" thick. Three vertical supports)

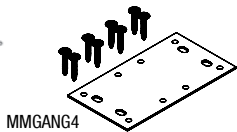
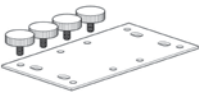
Model#	Depth	Width	Height	Top Width	Weight	Cube	Price
APPSLW54	4"	47"	12"	54"	15	2	\$131
APPSLW60	4"	53"	12"	60"	16	2	\$150
APPSLW66	4"	59"	12"	66"	18	2	\$159
APPSLW72	4"	65"	12"	72"	19	2	\$159

Ships with brackets for field installed. Tops are not predrilled.

NOTE: Modesty panel standard location is center left to right to approach side under tops. For custom location must specify, add MMCUT3 \$179.

Accessories and Upgrades

MMGANG3



MMGANG4

Ganging and Connecting Hardware (For use with factory-installed metal inserts)

Model#	Depth	Width	Height	Hardware	Weight	Cube	Price
MMGANG3	4"	6"	.25"	Ganging	1	1	\$43
MMGANG4	4"	6"	.25"	Connecting	1	1	\$43

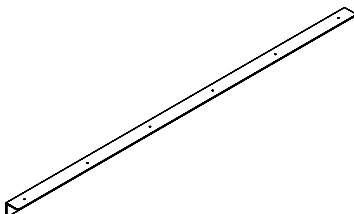
MMGANG3: (1) Bracket & (4) Knobs. Recommended when placing tops side by side.
MMGANG4: (1) Bracket & (4) Screws. Can be used for "L" shape & "U" shape connections.



Grommet

Model#	Depth	Width	Color	Surface Hole Diameter	Price
MMGR234B	3"	3"	Black Plastic	2 3/4"	\$56
MMGR234S	3"	3"	Silver Plastic	2 3/4"	\$56

Specify grommet locations. Standard left, right or center, see p. 157 for standard location.



Stabilizer Bar, Black

Model#	Depth	Width	Height	Fits Top	Weight	Cube	Price
MMSB60	2"	44"	2"	60"W	6	1	\$85
MMSB66	2"	50"	2"	66"W	7	1	\$92
MMSB72	2"	56"	2"	72"W	8	1	\$99

May be purchased separately.
2 Stabilizer bars are included with 60"W, 66"W & 72"W tops, when purchased with top and post legs.

apex series




Apex adapts to the activities of individuals and groups, creating a workplace that compels achievement. Available in our 20 standard colors.

Features


Modern, contemporary style. Standard grommets, face lock and handles on all pedestals.

Handle



APH1
Smooth, curved edge handle in brushed aluminum
(Standard Apex handles)

Grommet



APRG1S
Standard Rectangular Grommet - Silver

apex series

15 DAYS and **20** DAYS Lead Time

Product Specifications

Colors

- 20 standard colors are available. Two colors may be specified at no charge.
- See color chart for upcharge information.

Top / Worksurfaces

- 1" TFM (Thermally Fused Melamine) on industrial quality (45 lb.) particleboard.
- 2 mm thermally-fused PVC edge banding.
- Woodgrain direction on tops is horizontal.

Chassis Construction

- TFM chassis fastened by screws, steel brackets, and/or concealed fasteners.
- Adjustable leveling glides are provided on all units.
- Apex Series shipped with temporary nail glides - remove at time of installation.
- Chassis are all $\frac{3}{4}$ " material including low credenza and free-standing storage tower.

Drawer Interiors

- 9-ply Birch wood drawers

Drawer Suspension, Construction and Doors

- Drawers have full-extension, progressive-action slides with precision steel ball bearings.
- APH1 handles standard.
- Overlay drawer front and doors are standard on all separate storage units and separate file units.
- All file and lateral drawers file legal size from side to side and letter front to back.
- File drawer construction accommodates hanging files not stacked material on drawer bottom.
- Hutch doors overlay.

Cord Management

- A grommet is standard on all worksurfaces.
- Optional wire management is available.

Locks

- Locks standard on all support pedestals.
- Silver, removable cores are standard for all locks.
- Pedestal key numbers are randomly assigned to all locking pedestals.
- Key alike lock numbers (#101-115) may be specified at no charge.
- Master keys and keyed-alike combinations are available.

Disclaimer: Dimensions assigned in this price list are nominal. If exact measurements are required, the requirement must be specified in the order and specifically acknowledged by Maverick. Maverick reserves the right to change construction details and standards without notification, if necessary.

Line drawings shown are resemblance to finish product. Product designs may vary.

How to Order Apex Series

WORKSURFACE UNITS: TOPS, BASES, SUPPORTS

1. Product number: **AP WT 24 72 30R**

●
 ●
 ●
 ●
 ●

Depth (Right)
 Width
 Depth
 Product Type: Worksurface (Wedge)
 Series Name: Apex

2. Specify worksurface and chassis finish.
3. Specify drawer or door front finish (matching color edge band is standard). For two colors, add \$102 list.
4. Specify data/power management. See page 202.

WORKSURFACES (P. 179-184)

- Available in 20 colors
Specify **APWT 2 4 7 2 3 0 R**

PRIVACY SCREENS (P. 190-191)

- Frosted acrylic screens are mounted to worksurfaces.
Specify **APPSU 7 2**

LOW CREDENZA SUPPORT (P. 188)

- Attaches to worksurfaces to add support between low credenzas and tops.
Specify **APSLEG 2 4**

LOW CREDENZAS (P. 193-194)

- Available in a myriad of configurations to meet several storage considerations
Specify **APSBL 2 0 7 2 R**



WORKSURFACE SUPPORTS (P.185-189)

- Worksurface support legs are ordered separately
- Required for supporting available Apex worksurfaces
Specify **APODL 3 0**



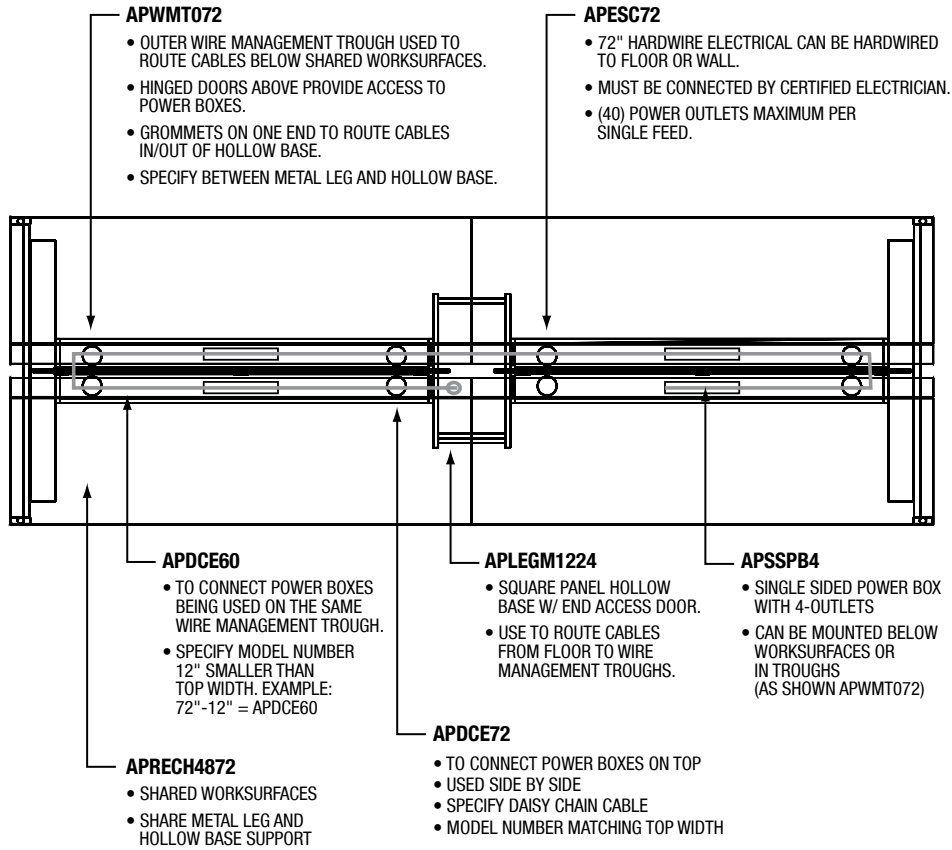
SILVER GROMMET (APRG1S)



HANDLE (APH1)

apex series

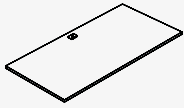
Power Management



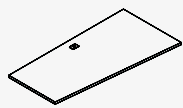
apex series

Statement of Line

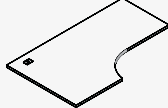
WORKSURFACES



Rectangular
(APRT_____)



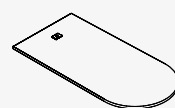
Wedge
(APWT_____)



Extended Compu-Corner
(APET_____)



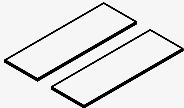
Compu-Corner Angled
(APAT_____)



Bullet
(APBD_____)



Saddle Compu-Corner
(APST_____)



Rectangular Shared
(APRECH_____)

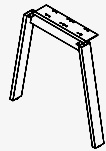


Corner
(APCCU_____)

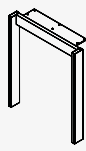
WORKSURFACE SUPPORTS



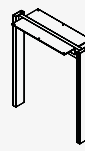
External Stabilizer Bar
(APSB_)



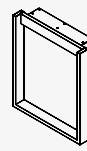
Apron Leg
(APOAL_)



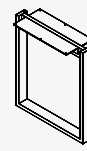
Double Post
(APODPL_)



Shared Double Post Leg
(APDPL_)



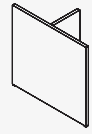
D-Leg
(APODL_)



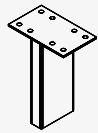
Shared D-Leg
(APMDL_)



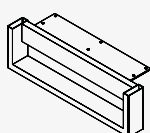
28" Single Post
(APSPL28)



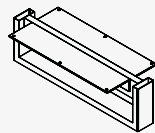
T-Leg
(APTEG_)



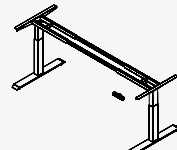
6" Single Post
(APSPL6)



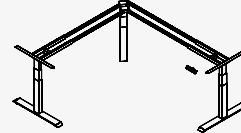
Short D-Leg
(APOSDL_)



Short D-Leg (Shared)
(APMSDL_)

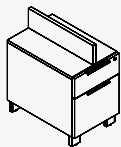


Adjustable Height Electrical Base
(MMLEGAHE_)

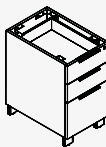


Adjustable Height Electrical Base
(MMLEGAHEL_)

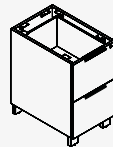
SUPPORT PEDESTALS



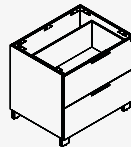
Box/File
(APPEDA__BF)



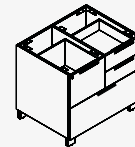
Box/Box/File
(APPEDC__BBF)



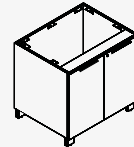
File/File
(APPEDD__FF)



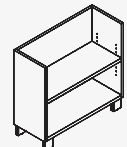
Lateral File
(APPED__LF)



Personal Lateral File
(APPED__PLF)

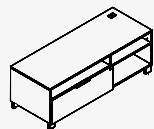


Hinged Door Cabinet
(APPED__HDC)

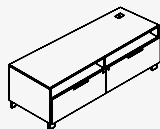


Bookcase Pedestal
(APPEDBC_)

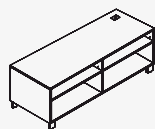
LOW CREDENZAS



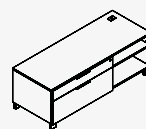
Single Lateral File
(APSL0_____)



Double Lateral File
(APDOL_____)



Open
(APDO_____)

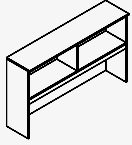


Single Box/Lateral
(APSBL_____)

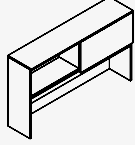
apex series

Statement of Line

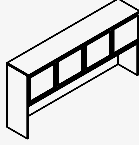
HUTCH AND WALL MOUNT CABINET



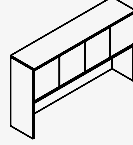
Open Hutch (No Doors)
(APH __ND)



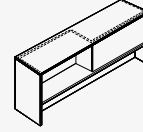
Hutch (One Sliding Door)
(APH __HS)



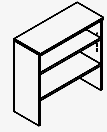
Hutch (Frosted Glass Doors)
(APH __WG)



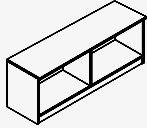
Hutch (Laminate Hinged Doors)
(APH __WD)



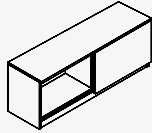
Hutch (Two-sided)
(APH SB __)



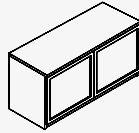
Bookcase Hutch
(APBCH)



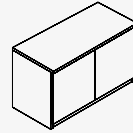
Wall Mount (Overhead)
No Doors
(APCFHO __)



Wall Mount (Overhead)
One Sliding Door
(APCFHS __)

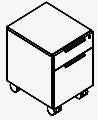


Wall Mount (Overhead)
Frosted Glass Doors
(APCFHG __)

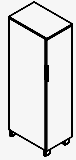


Wall Mount (Overhead)
Laminate Hinged Doors
(APCFHD __)

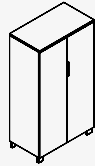
FREESTANDING STORAGE



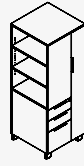
Pedestal
(APPED AX __ BF)



Single Cabinet
(APSTS ____)



Double Cabinet
(APDST ____)



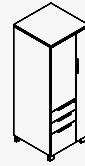
Personal Bookcase
(APPBSC ____)



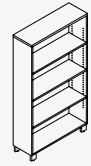
Single (Box/Box/File)
(APBCV ____)



Personal Cabinet
(APBCPS ____)

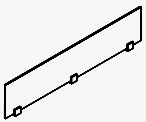


Personal Wardrobe
(APWCP ____)

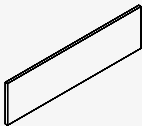


Bookcase
(APBC __)

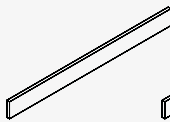
PRIVACY SCREENS



Frosted Acrylic Screen
(APPSU __)



TFM Privacy Screen
(APPSUW ____)



(TFM) Extension
(APPSUW ____)

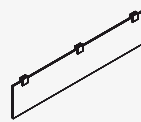


(HPL) Extension
(APPSUHP ____)

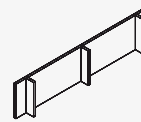


Privacy Panel
(APPANEL ____)

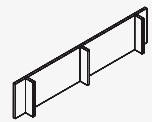
MODESTIES



Frosted Acrylic Modesty
(APPSL __)

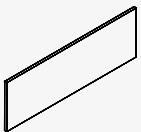


(TFM) Modesty
(APPSLW __)

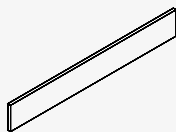


(HPL) Modesty
(APPSLHP __)

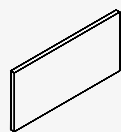
TACKBOARDS AND CUSHIONS



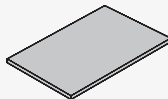
Tackboard
(APTKBD19 __)



Tackboard (Lower)
(APTKBD08 __)

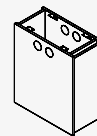


Tackboard (Upper)
(APTKBD15 __)



Cushion
(APCUH ____)

BASES

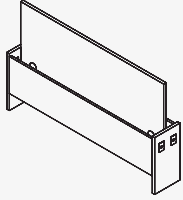


Square Panel (Hollow, End Access)
(APLEGM __)

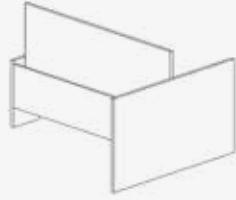
apex series

Statement of Line

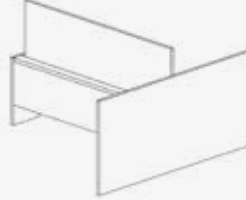
FREESTANDING TROUGHS



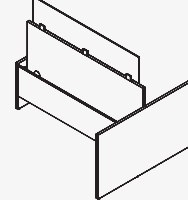
Trough with Center Panel



Trough with Center Panel & End Panel



Trough with Doors, Center Panel & End Panel



Trough with Center Panel, Privacy Screen & End Panel

CONFERENCE

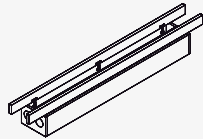


Boatshape
(APBS_...)

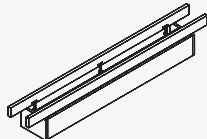


Rectangular
(APRE_...)

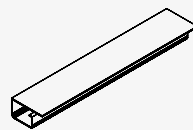
WIRE MANAGEMENT



Middle Wire Management Trough
(APWMTM_...)



Outer Wire Management Trough
(APWMT0_...)



Plastic Wire Management Trough
(APPWM18)

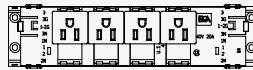
DATA / POWER MANAGEMENT



Starter Cable
(APESC72)



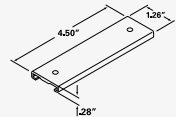
Daisy Chain Cable
(APDCE_...)



Power Box (4 Outlet)
(APSSPB4)



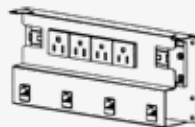
Power Box (8 Outlet)
(APSSPB8)



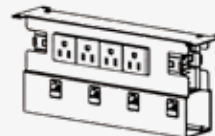
Vertibrate Wiring Module
(APVMT28)



Grommet
(APRPG1GW)



Power Module (4 Power, 4 RJ45)
(APBSB4)



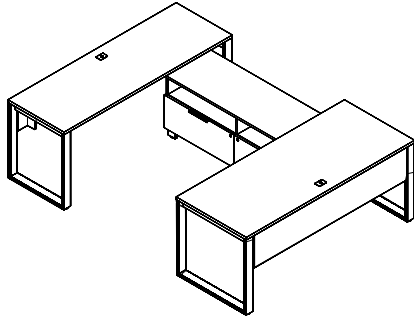
Power Module (8 Power, 4 RJ45)
(APSD8)



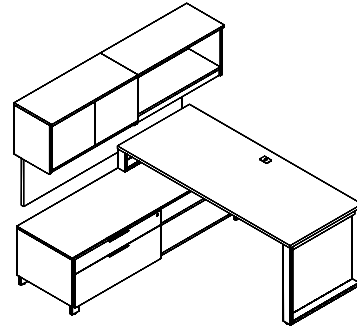
Tasklight
(APSKLTX24)

apex series

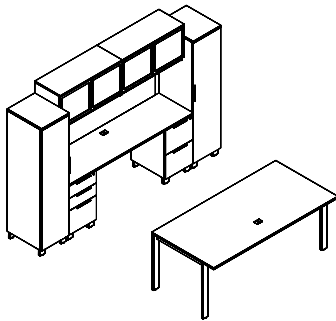
Configurations



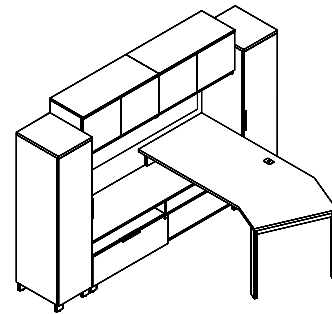
AP1L				
Qty	Model #	Description	List price	Extended Price
1	APRT3072	Rectangular Top Worksurface	\$455	\$455
1	APRT2472	Rectangular Top Worksurface (24"x72")	\$407	\$407
2	APODL30	D-Leg (30"Dx28"H)	\$485	\$970
2	APODL24	D-Leg (24"Dx28"H)	\$458	\$916
2	APSB72	External Stabilizer Bar (56"W)	\$99	\$198
2	APPSLHP72	HPL Modesty Panel (12"Hx65"W)	\$292	\$584
1	APODL2061L	Low Double Lateral File Credenza, Left (20"Hx61"Dx22"H)	\$2,227	\$2,227
Total			\$2,227	\$2,227
Total			\$5,757	\$5,757



AP2L				
Qty	Model #	Description	List price	Extended Price
1	APRT3072	Rectangular Top Worksurface (30"x72")	\$455	\$455
1	APODL30	D-Leg (30"Dx28"H)	\$485	\$485
1	APOSDL30	Short D-leg (30"Dx6"H)	\$511	\$511
2	APSB72	External Stabilizer Bar (56"W)	\$99	\$198
1	APSBL2472L	Low Single Box/Lateral Credenza, Left (24"Dx72"Wx22"H)	\$2,227	\$2,227
1	APCF0HD36	Wall Mounted Overhead Cabinet with Hinged Doors	\$936	\$936
1	APCF0H036	Wall Mounted Overhead Cabinet with no Doors	\$740	\$740
1	APTKBD1972	Tackboard (70"Wx19"H)	\$643	\$643
Total			\$6,433	\$6,433
Total			\$6,195	\$6,195



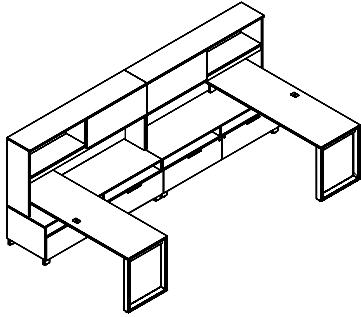
AP3				
Qty	Model #	Description	List price	Extended Price
1	APRT3672	Rectangular Top Worksurface (36"Dx72"W)	\$494	\$494
1	APRT2072	Rectangular Top Worksurface (20"Dx72"W)	\$389	\$389
2	APODPL30	Double Post Leg (30"Dx28"H)	\$399	\$798
2	APSB72	External Stabilizer (56"W)	\$99	\$198
1	APPEDC20BBF	Supporting Box/Box/File, No Top (20"Dx16"Wx28"H)	\$1,289	\$1,289
1	APPEDD20FF	Supporting File/File, No Top (20"Dx16"Wx28"H)	\$1,219	\$1,219
2	APCF0HG36	Wall Mounted Overhead Cabinet with Frosted Glass Doors (14 3/4"Dx36"Wx18 1/2"H)	\$1,127	\$2,254
1	APTKBD1972	Tackboard (70"Wx19"H)	\$643	\$643
1	APSTS2065L	Single Storage Cabinet, Left (20"Dx16"Wx65"H)	\$1,704	\$1,704
1	APSTS2065R	Single Storage Cabinet, Right (20"Dx16"Wx65"H)	\$1,704	\$1,704
Total			\$1,704	\$1,704
Total			\$10,692	\$10,692



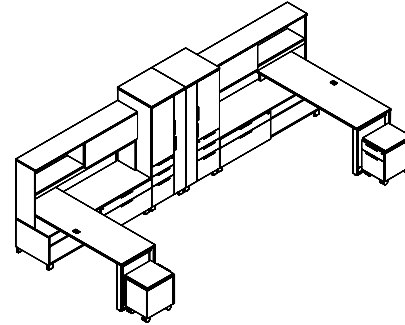
AP4L				
Qty	Model #	Description	List price	Extended Price
1	APAT3072R	Angle Compu-Corner Worksurface (30"Dx72"W)	\$620	\$620
1	APODPL30	Double Post Leg (30"Dx28"H)	\$399	\$399
1	APTLEG3006	Support T-Leg TFM (22"Dx13"Wx6"H)	\$158	\$158
2	APSB72	External Stabilizer Bar (56"W)	\$99	\$198
1	APSL02072L	Low Single Lateral Credenza, Left (20"Dx72"Wx22"H)	\$2,097	\$2,097
2	APCF0HD36	Wall Mounted Overhead Cabinet with Hinged Doors	\$936	\$1,872
1	APTKBD1972	Tackboard (70"Wx19"H)	\$643	\$643
1	APSTS2065L	Single Storage Cabinet, Left (20"Dx16"Wx65"H)	\$1,704	\$1,704
1	APSTS2065R	Single Storage Cabinet, Right (20"Dx16"Wx65"H)	\$1,704	\$1,704
Total			\$1,704	\$1,704
Total			\$9,395	\$9,395

apex series

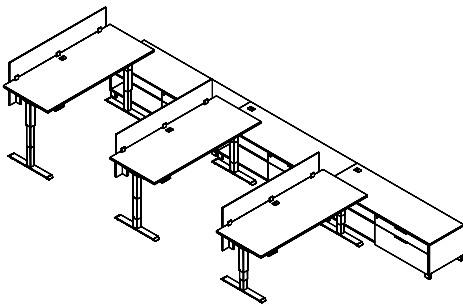
Configurations



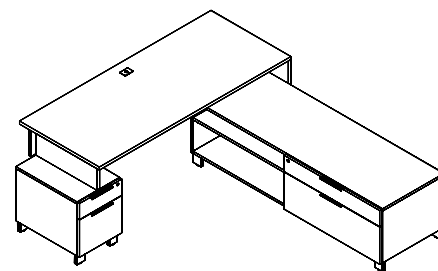
AP5				
Qty	Model #	Description	List price	Extended Price
2	APRT2472	Rectangular Top Worksurface (24"x72")	\$407	\$814
2	APODL24	D-Leg (16"Dx28"H)	\$458	\$916
2	APTLEG2406	Support T-Leg TFM (16"Dx13"Wx6"H)	\$150	\$300
4	APSB72	External Stabilizer Bar (56"W)	\$99	\$396
1	APDOL2472L	Double Lateral File w/Open Shelf Credenza, Left (24"Dx72"Wx22"H)	\$2,397	\$2,397
1	APDOL2472R	Double Lateral File w/Open Shelf Credenza, Right (24"Dx72"Wx22"H)	\$2,397	\$2,397
2	APH72SD	Hutch w/One Sliding Door (14"Dx72"Wx36"H)	\$1,350	\$2,700
2	APTKBD1972	Hutch Tackboard (1"Dx70"Wx19"H)	\$643	\$1,286
Total			\$11,206	



AP6				
Qty	Model #	Description	List price	Extended Price
2	APRT2472	Rectangular Top Worksurface (24"x72")	\$407	\$814
2	APODL24	D-Leg (16"Dx28"H)	\$458	\$916
2	APTLEG2406	Support T-Leg TFM (16"Dx13"Wx6"H)	\$150	\$300
4	APSB72	External Stabilizer Bar (56"W)	\$99	\$396
1	APSBL2472L	Single Box/Lateral Credenza, Left (24"Dx72"Wx22"H)	\$2,227	\$2,227
1	APSBL2472R	Single Box/Lateral Credenza, Right (24"Dx72"Wx22"H)	\$2,227	\$2,227
2	APH72SD	Hutch w/One Sliding Door (14"Dx72"Wx36"H)	\$1,350	\$2,700
2	APTKBD1972	Hutch Tackboard (1"Dx70"Wx19"H)	\$643	\$1,286
2	APPEDAX20 BF	Mobile Box/File Pedestal (19"Dx16"Wx22"H)	\$1,028	\$2,056
2	APCUH2016	Pedestal Cushion (19"Dx16"W)	\$271	\$542
1	APWCP2465R	Personal Wardrobe w/Storage Cabinet, Right (24"Dx24"Wx65"H)	\$2,037	\$2,037
1	APWCP2465L	Personal Wardrobe w/Storage Cabinet, Left (24"Dx24"Wx65"H)	\$2,037	\$2,037
Total			\$17,538	



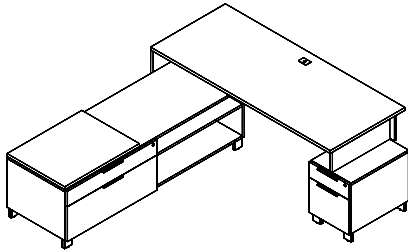
AP7R				
Qty	Model #	Description	List price	Extended Price
3	APRT3072	Rectangular Top Worksurface (30"Dx72"W)	\$455	\$1,365
3	MMLEGAHE30S	Adjustable Height Electrical Legs (24/30"Dx72"Wx23-48"H) Silver	\$1,407	\$4,221
3	APPSU72	Frosted Acrylic Privacy Screen (65"Wx12"Hx1"D)	\$694	\$2,082
3	APPSLHP72	HPL Modesty Panel (65"Wx12"H)	\$292	\$876
3	APSBL2472R	Single Box/Lateral Credenza, Right (24"Dx72"Wx22"H)	\$2,227	\$6,681
Total			\$15,225	



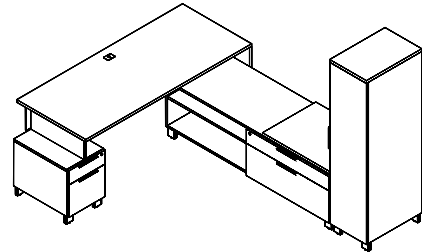
AP8R				
Qty	Model #	Description	List price	Extended Price
1	APRT3072	Rectangular Top Worksurface (30"Dx72"W)	\$455	\$455
1	APPED A24 BF	Supporting Box/File Pedestal (24"Dx16"Wx28"H)	\$1,232	\$1,232
1	APTLEG30	T-Leg (30"Dx12"Wx28"H)	\$177	\$177
1	APSB72	External Stabilizer Bar (65")	\$99	\$99
1	APPSLHP72	HPL Modesty Panel (65"Wx12"H)	\$292	\$292
1	APSBL2472R	Single Box/Lateral Credenza, Right (24"Dx72"Wx22"H)	\$2,227	\$2,227
Total			\$4,482	

apex series

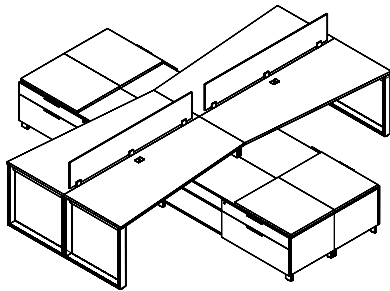
Configurations



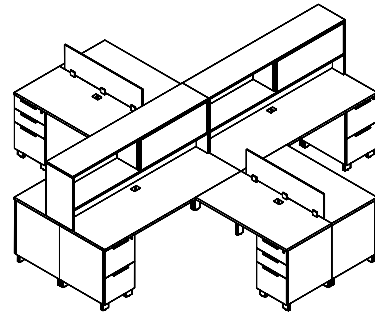
AP9L				
Qty	Model #	Description	List price	Extended Price
1	APRT3072	Rectangular Top Worksurface (30"Dx72"W)	\$455	\$455
1	APPEDA24BF	Supporting Box/File Pedestal (24"Dx16"Wx28"H)	\$1,232	\$1,232
1	APTLEG30	T-Leg (30"Dx12"Wx28"H)	\$177	\$177
1	APSB72	External Stabilizer Bar (65"W)	\$99	\$99
1	APPSLHP72	HPL Modesty Panel (65"Wx12"H)	\$292	\$292
1	APSBL2472L	Single Box/Lateral Credenza, Left (24"Dx72"Wx22"H)	\$2,227	\$2,227
1	APCUH2430	Credenza Cushion (23"Dx30"W)	\$328	\$328
Total			\$4,810	



AP10R				
Qty	Model #	Description	List price	Extended Price
1	APRT3072	Rectangular Top Worksurface (30"Dx72"W)	\$455	\$455
1	APPEDA24BF	Supporting Box/File Pedestal (24"Dx16"Wx28"H)	\$1,232	\$1,232
1	APTLEG30	T-Leg (30"Dx12"Wx28"H)	\$177	\$177
2	APSB72	External Stabilizer Bar (65"W)	\$99	\$198
1	APPSL72	Frosted Acrylic Modesty (65"Wx12"H)	\$694	\$694
1	APSBL2472R	Single Box/Lateral Credenza, Right (24"Dx72"Wx22"H)	\$2,227	\$2,227
1	APCUH2430	Credenza Cushion (23"Dx30"W)	\$328	\$328
1	APSTS2465R	Single Storage Cabinet, Right (24"Dx16"Wx65"H)	\$1,802	\$1,802
Total			\$7,113	



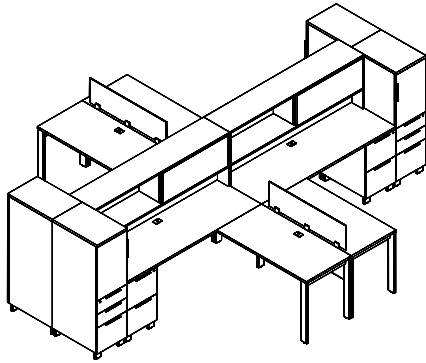
AP11				
Qty	Model #	Description	List price	Extended Price
2	APWT2472 30L	Wedge Top Worksurface (30/24"Dx72"W)	\$474	\$948
2	APWT2472 30R	Wedge Top Worksurface (24/30"Dx72"W)	\$474	\$948
4	APODL30	D-Leg (30"Dx28"H)	\$485	\$1,940
4	APTLEG3006	Support T-Leg (22"Dx13"Wx6"H)	\$158	\$632
8	APSB72	External Stabilizer Bar (65"W)	\$99	\$792
2	APPSU72	Frosted Acrylic Privacy Screen (65"Wx12"H)	\$694	\$1,388
2	APSBL2472R	Single Box/Lateral Credenza, Right (24"Dx72"Wx22"H)	\$2,227	\$4,454
2	APSBL2472L	Single Box/Lateral Credenza, Left (24"Dx72"Wx22"H)	\$2,227	\$4,454
4	APCUH2430	Credenza Cushion (23"Dx30"W)	\$328	\$1,312
Total			\$16,868	



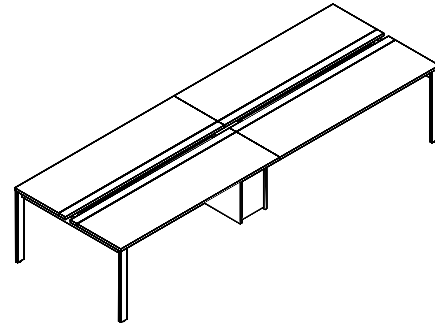
AP12				
Qty	Model #	Description	List price	Extended Price
4	APRT2472	Rectangular Top Worksurface (24"Dx72"W)	\$407	\$1,628
2	APHSB72	Two-sided Hutch, Shared Bins (14"Dx36"Hx72"W)	\$1,081	\$2,162
4	APRT2448	Rectangular Top Worksurface (24"Dx48"W)	\$274	\$1,096
2	APDPM24	Shared Double Post Leg (24"Dx28"H)	\$464	\$928
4	APPEDC24BBF	Supporting Box/Box/File Pedestal (24"Dx16"Wx28"H)	\$1,298	\$5,192
4	APPEDD24FF	Supporting File/File Pedestal (24"Dx16"Wx28"H)	\$1,243	\$4,972
4	APSB60	External Stabilizer Bar (44"W)	\$85	\$340
2	APPSU48	Frosted Acrylic Privacy Screen (41"Wx12"H)	\$472	\$944
4	APTKBD0872	Lower Tackboard (70"Wx8"H)	\$431	\$1,724
4	APTKBD1536	Upper Tackboard (35"Wx15"H)	\$393	\$1,572
4	APGANG1	Ganging Hardware (4"Dx6"Wx25"H)	\$43	\$172
Total			\$20,730	

apex series

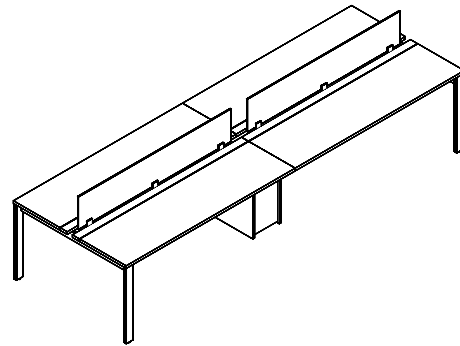
Configurations



AP13				
Qty	Model #	Description	List price	Extended Price
4	APRT2472	Rectangular Top Worksurface (24"Dx72"W)	\$407	\$1,628
4	APRT2448	Rectangular Top Worksurface (24"Dx48"W)	\$274	\$1,096
4	APODPL24	Double Post Leg (24"Dx28"H)	\$373	\$1,492
2	APDPL24	Shared Double Post Leg (24"Dx28"H)	\$464	\$928
4	APPEDD24FF	Supporting File/File Pedestal (24"Dx16"Wx28"H)	\$1,243	\$4,972
4	APSB60	External Stabilizer Bar (44"W)	\$85	\$340
2	APPSU48	Frosted Acrylic Privacy Screen (41"Wx12"H)	\$472	\$944
2	APBCV2454L	Single Storage Box/Box/File Upper Door, Left (24"Dx16"Wx54"H)	\$2,037	\$4,074
2	APBCV2454R	Single Storage Box/Box/File Upper Door, Right (24"Dx16"Wx54"H)	\$2,037	\$4,074
2	APHSB72	Two-sided Hutch w/ Shared Bins (14"Dx72"Wx25"H)	\$1,081	\$2,162
4	APTKBD0872	Lower Tackboard (70"Wx8"H)	\$431	\$1,724
4	APTKBD1536	Upper Tackboard (35"Wx15"H)	\$393	\$1,572
4	APGANG1	Ganging Hardware (4"Dx6"Wx25"H)	\$43	\$172
Total			\$25,178	



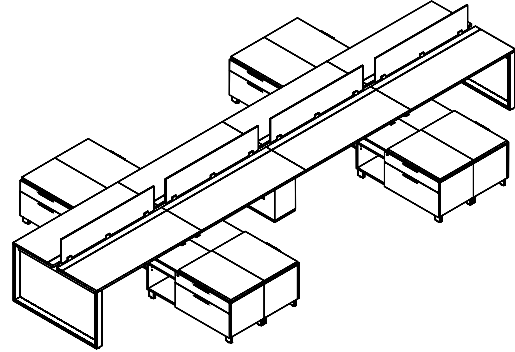
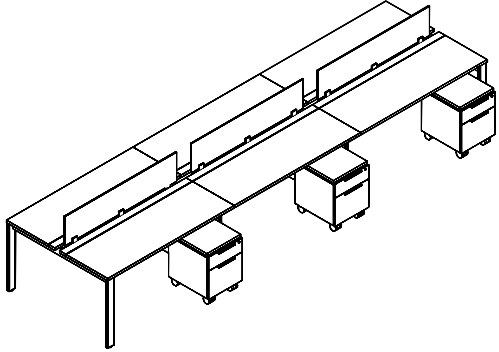
AP14				
Qty	Model #	Description	List price	Extended Price
2	APRECH4872	Shared Rectangular Top Worksurface (48"Dx72"W)	\$812	\$1,624
2	APODPL48	Double Post Leg (48"Dx28"H)	\$492	\$984
2	APWMT072	Outer Wire Management Trough (59"Wx8"Hx10"D)	\$956	\$1,912
4	APSB72	External Stabilizer Bar (56"W)	\$99	\$396
1	APLEGM1224	Square Panel Base Hollow, w/End Access Door (12"Dx24"W)	\$498	\$498
1	APESC72	Electrical Starter Cable (72")	\$226	\$226
4	APSSPB4	Single Sided Power Box w/4-Power Outlets	\$177	\$708
2	APDCE60	52" Daisy Chain Electrical Cable	\$226	\$452
1	APDCE72	64" Daisy Chain Electrical Cable	\$249	\$249
2	APGANG1	Ganging Hardware (4"Dx6"Wx25"H)	\$43	\$86
Total			\$7,135	



AP15				
Qty	Model #	Description	List price	Extended Price
2	APRECH4872	Rectangular (Shared) Worksurface (48"Dx72"W)	\$812	\$1,624
2	APODPL48	Double Post Leg (48"Dx28"H)	\$492	\$984
2	APWMT072	Outer Wire Management Trough (59"Wx8"Hx10"D)	\$956	\$1,912
4	APSB72	External Stabilizer Bar (56"W)	\$99	\$396
1	APLEGM1224	Square Panel Base Hollow, w/End Access Door (12"Dx24"W)	\$498	\$498
2	APPSU72	Frosted Acrylic Privacy Screen (65"Wx12"H)	\$694	\$1,388
1	APESC72	Electrical Starter Cable (72")	\$226	\$226
4	APSSPB4	Single Sided Power Box w/4-Power Outlets	\$177	\$708
2	APDCE60	52" Daisy Chain Electrical Cable	\$226	\$452
1	APDCE72	64" Daisy Chain Electrical Cable	\$249	\$249
2	APGANG1	Ganging Hardware (4"Dx6"Wx25"H)	\$43	\$86
Total			\$8,523	

apex series

Configurations

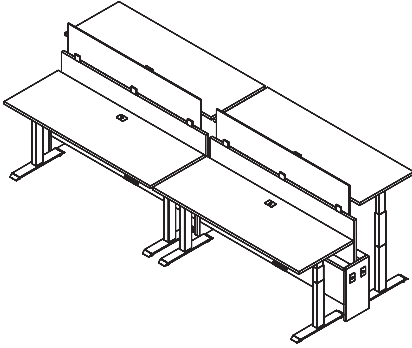


AP16				
Qty	Model #	Description	List price	Extended Price
3	APRECH4860	Rectangular (Shared) Worksurface (48"Dx60"W)	\$729	\$2,187
2	APODPL48	Double Post Leg (48"Dx28"H)	\$492	\$984
1	APWMTM60	Middle Wire Management Trough (48"Wx8"Hx10"D)	\$774	\$774
2	APWMT060	Outer Wire Management Trough (47"Wx8"Hx10"D)	\$759	\$1,518
6	APSB60	External Stabilizer Bar (44"W)	\$85	\$510
2	APLEGM1224	Square Panel Base Hollow, w/End Access Door (12"Dx24"W)	\$498	\$996
3	APPSU60	Frosted Acrylic Privacy Screen (53"Wx12"H)	\$682	\$2,046
6	APPEDAX20BF	Mobile Box/File Pedestal (19"Dx16"Wx22"H)	\$1,028	\$6,168
1	APESC72	Electrical Starter Cable (72")	\$226	\$226
6	APSSPB4	Single Sided Power Box w/4-Power Outlets	\$177	\$1,062
2	APDCE48	40" Daisy Chain Electrical Cable	\$203	\$406
3	APDCE60	52" Daisy Chain Electrical Cable	\$226	\$678
4	APGANG1	Ganging Hardware (4"Dx6"Wx25"H)	\$43	\$172
Total			\$17,727	

AP17				
Qty	Model #	Description	List price	Extended Price
4	APRECH4860	Rectangular (Shared) Worksurface (48"Dx60"W)	\$729	\$2,916
2	APODL48	D-Leg (48"Dx28"H)	\$570	\$1,140
2	APWMT060	Outer Wire Management Trough (47"Wx8"Hx10"D)	\$759	\$1,518
2	APWMTM60	Middle Wire Management Trough (48"Wx8"Hx10"D)	\$774	\$1,548
8	APSB60	External Stabilizer Bar (44"W)	\$85	\$680
3	APLEGM1224	Square Panel Base Hollow, w/End Access Door (12"Dx24"W)	\$498	\$1,494
4	APPSU60	Frosted Acrylic Privacy Screen (53"Wx12"H)	\$682	\$2,728
4	APSBLL2048R	Single Box/Lateral Credenza, Right (20"Dx48"Wx22"H)	\$1,907	\$7,628
4	APSBLL2048L	Single Box/Lateral Credenza, Left (20"Dx48"Wx22"H)	\$1,907	\$7,628
8	APCUH2030	Low Credenza Cushion (19"Dx30"Wx1"H)	\$308	\$2,464
1	APESC72	Electrical Starter Cable (72")	\$226	\$226
8	APSSPB4	Single Sided Power Box w/4-Power Outlets	\$177	\$1,416
2	APDCE48	40" Daisy Chain Electrical Cable	\$203	\$406
5	APDCE60	52" Daisy Chain Electrical Cable	\$226	\$1,130
6	APGANG1	Ganging Hardware (4"Dx6"Wx25"H)	\$43	\$258
Total			\$33,180	

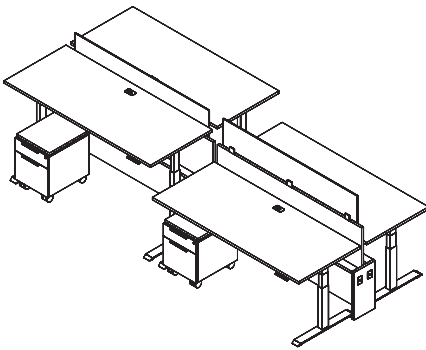
apex series

Configurations



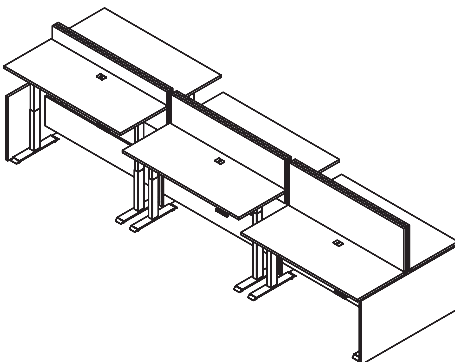
AP18

Qty	Part Number	Part Description	List Price	Extended
4	APRT2465	Rectangular Top Worksurface, Silver Sq Grom Ctr (24"D x 65"W x 1")	\$389	\$1,556
4	MMLEGAHE24S	Silver Electrical Height Adjustable Base (For 24"D Top)	\$1,407	\$5,628
2	APWMT6636WDPS	Trough with Hinged Doors, Ctr Panel 36"H, Privacy Screen - APPSU66 (10"D x 66"W x 36"H)	\$1,794	\$3,588
1	APESC72	Electrical Starter Cable 72"W (8-Wire, 4-Circuit)	\$226	\$226
4	APSSPB4	Single Sided Power Box with 4 Power Outlets	\$177	\$708
2	APDCE66	58"W Daisy Chain Electrical Cable (For 66"W Trough)	\$242	\$484
1	APDCE60	46"W Daisy Chain Electrical Cable (For 54"W Trough)	\$226	\$226
			Total	\$12,416



AP19

Qty	Part Number	Part Description	List Price	Extended
4	APRT3071	Rectangular Top Worksurface (30"D x 71"W x 1")	\$455	\$1,820
4	MMLEGAHE30S	Silver Electrical Height Adjustable Base (For 30"D Top)	\$1,407	\$5,628
2	APWMT7236WDPS	Trough with Hinged Doors, Ctr Panel 36"H, Privacy Screen - APPSU72 (10"D x 72"W x 36"H)	\$1,837	\$3,674
4	APPEDAX20 BF	Mobile Box/ File Pedestal Face Lock, APH1 (20"D x 16"W x 22"H)	\$1,028	\$4,112
4	APCUH2016	Mobile Pedestal Cushion (19"D x 16"W x 1"H)	\$271	\$1,084
1	APESC72	Electrical Starter Cable 72"W (8-Wire, 4-Circuit)	\$226	\$226
1	APSSPB4	Single Sided Power Box with 4 Power Outlets	\$177	\$177
4	APDCE72	64"W Daisy Chain Electrical Cable (For 72"W Trough)	\$249	\$996
1	APDCE60	52"W Daisy Chain Electrical Cable (For 60"W Trough)	\$226	\$226
4	APRPG1S	Silver Rectangular Power Grommet (1 PWR, 2 USB) Ctr Top APRT3071	\$448	\$1,792
			Total	\$19,735

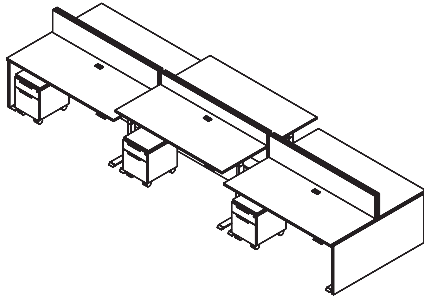


AP20

Qty	Part Number	Part Description	List Price	Extended
6	APRT2459	Rectangular Top Worksurface, Silver Sq Grom Ctr (24"D x 59"W x 1")	\$363	\$2,178
6	MMLEGAHE24S	Silver Electrical Height Adjustable Base (For 24"D Top)	\$1,407	\$8,842
1	APWMT6048ND	Trough No Doors, Center End Panel 48"H (10"D x 66"W x 48"H)	\$876	\$876
2	APWMT6048ND48	Trough No Doors, Center End Panel 48"W and End Panel (10"D x 66"W x 48"H)	\$1,083	\$2,166
6	APTKBD1960	Tackboard (58"W x 19"H) For 60"W Trough	\$563	\$3,378
1	APESC72	Electrical Starter Cable 72"W (8-Wire, 4-Circuit)	\$226	\$226
6	APSSPB4	Single Sided Power Box with 4 Power Outlets	\$177	\$1,062
4	APDCE60	52"W Daisy Chain Electrical Cable (For 60"W Trough)	\$226	\$904
1	APDCE48	40"W Daisy Chain Electrical Cable (For 48"W Trough)	\$203	\$203
			Total	\$19,835

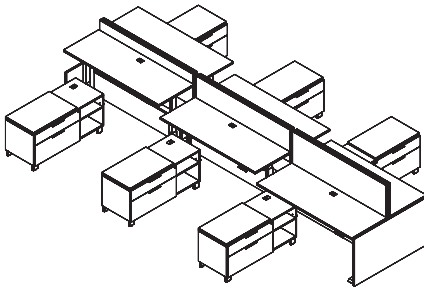
apex series

Configurations



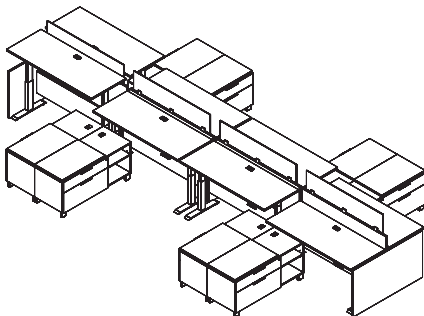
AP21

Qty	Part Number	Part Description	List Price	Extended
6	APRT3071	Rectangular Top Worksurface, Silver Sq Grom Ctr (30"D x 71"W x 1")	\$455	\$2,730
6	MMLEGAHE30S	Silver Electrical Height Adjustable Base (For 30"D Top)	\$1,407	\$8,442
1	APWMT7242ND	Trough No Doors with Center Panel 48"H (10"D x 72"W x 42"H)	\$922	\$922
2	APWMT7242ND60	Trough No Doors with Center Panel 42"H & 60"W End Panel (10"D x 72"W x 42"H)	\$1,169	\$2,338
6	APTKBD1972	Tackboard (70"W x 19"H) For 72"W Trough	\$612	\$3,672
6	APPEDAX20 BF	Mobile Box/File Pedestal Face Lock, APH1 Handles (20"D x 16"W x 22"H)	\$1,028	\$6,168
6	APCUH2016	Mobile Pedestal Cushion (19"D x 16"W x 1"H)	\$271	\$1,626
1	APESC72	Electrical Starter Cable 72"W (8-Wire, 4-Circuit)	\$226	\$226
6	APSSPB4	Single Sided Power Box with 4 Power Outlets	\$177	\$1,062
4	APDCE72	64"W Daisy Chain Electrical Cable	\$249	\$996
1	APDCE60	52"W Daisy Chain Electrical Cable	\$226	\$226
6	APRPG1S	Silver Rectangular Power Grommet (1 PWR, 2 USB) Ctr Top APRT 3071	\$448	\$2,688
Total			\$31,096	



AP22

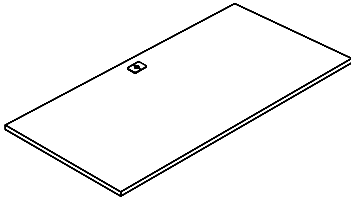
Qty	Part Number	Part Description	List Price	Extended
6	APRT2465	Rectangular Top Worksurface, Silver Sq Grom Ctr (24"D x 65"W x 1")	\$389	\$2,334
6	MMLEGAHE24S	Silver Electrical Height Adjustable Base (For 24"D Top)	\$1,407	\$8,442
1	APWMT6648WD	Trough with Hinged Doors, Ctr Panel 48"H (10"D x 66"W x 48"H)	\$1,210	\$1,210
2	APWMT6648WD48	Trough with Hinged Doors, Ctr Panel 48"H & 48"W End Panel (10"D x 66"W x 48"H)	\$1,418	\$2,836
6	APTKBD1966	Tackboard (64"W x 19"H) for 66"W Trough	\$603	\$3,618
3	APSL2048L	Single Box/ Lateral Credenza, Left (20"D x 48"W x 22"H)	\$1,907	\$5,721
3	APSL2048R	Single Box/ Lateral Credenza, Right (20"D x 48"W x 22"H)	\$1,907	\$5,721
6	APCUH2030	Credenza Cushion (19"D x 30"W x 1 "H)	\$308	\$1,848
1	APESC72	Electrical Starter Cable 72"W (8-Wire, 4-Circuit)	\$226	\$226
6	APSSPB4	Single Sided Power Box with 4 Power Outlets	\$177	\$1,062
4	APDCE66	58"W Daisy Chain Electrical Cable (For 66"W Trough)	\$242	\$968
1	APDCE54	46"W Daisy Chain Electrical Cable (For 66"W Trough)	\$226	\$226
Total			\$34,212	



AP23

Qty	Part Number	Part Description	List Price	Extended
8	APRT2459	Rectangular Top Worksurface, Silver Sq Grom Ctr (24"D x 59"W x 1")	\$363	\$2,904
8	MMLEGAHE24S	Silver Electrical Height Adjustable Base (For 24"D Top)	\$1,407	\$11,256
2	APWMT6036NDPS	Trough No Doors with Ctr Panel 36"H, Privacy Screen APPSU60 (10"D x 60"W x 36"H)	\$1,460	\$2,920
2	APWMT6036WD48PS	Trough No Doors with Ctr Panel 36"H & 48"W End Panel, Privacy Screen - APPSU60 (10"D x 60"W x 36"H)	\$1,957	\$3,914
4	APSL2048L	Single Box/ Lateral Credenza, Left (20"D x 48"W x 22"H)	\$1,907	\$7,628
4	APSL2048R	Single Box/ Lateral Credenza, Right (20"D x 48"W x 22"H)	\$1,907	\$7,628
8	APCUH2030	Credenza Cushion (19"D x 30"W x 1 "H)	\$308	\$2,464
1	APESC72	Cable 72"W (8-Wire, 4-Circuit)	\$226	\$226
8	APSSPB4	Single Sided Power Box with 4 Power Outlets	\$177	\$1,416
6	APDCE66	52"W Daisy Chain Electrical Cable (For 60"W Trough)	\$242	\$1,452
1	APDCE48	40"W Daisy Chain Electrical Cable (For 48"W Trough)	\$203	\$203
8	APRPG1S	Silver Rectangular Power Grommet (1 PWR, 2 USB) Ctr top APRT 2459	\$448	\$3,584
Total			\$45,595	

Worksurfaces

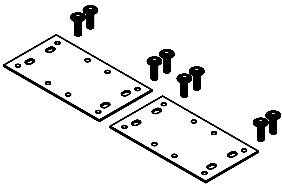


Rectangular Worksurface

Model#	Depth	Width	Height	Weight	Cube	Price
APRT2030	20"	30"	1"	16	1	\$223
APRT2031	20"	31"	1"	17	1	\$223
APRT2036	20"	36"	1"	19	1	\$231
APRT2042	20"	42"	1"	22	1	\$241
APRT2048	20"	48"	1"	25	1	\$259
APRT2054	20"	54"	1"	29	1	\$305
* APRT2060	20"	60"	1"	32	1	\$340
APRT2062	20"	62"	1"	33	1	\$347
* APRT2066	20"	66"	1"	35	1	\$379
* APRT2072	20"	72"	1"	38	1	\$389
APRT2430	24"	30"	1"	19	1	\$236
APRT2431	24"	31"	1"	20	1	\$236
15 APRT2436	24"	36"	1"	23	1	\$244
15 APRT2442	24"	42"	1"	27	1	\$263
15 APRT2448	24"	48"	1"	30	1	\$274
15 APRT2454	24"	54"	1"	34	1	\$347
15 * APRT2460	24"	60"	1"	38	1	\$363
APRT2462	24"	62"	1"	39	1	\$367
15 * APRT2466	24"	66"	1"	42	1	\$389
15 * APRT2472	24"	72"	1"	45	1	\$407
APRT3048	30"	48"	1"	38	1	\$301
APRT3054	30"	54"	1"	43	1	\$389
15 * APRT3060	30"	60"	1"	47	2	\$399
* APRT3066	30"	66"	1"	52	2	\$432
15 * APRT3072	30"	72"	1"	57	2	\$455
* APRT3660	36"	60"	1"	57	2	\$437
* APRT3666	36"	66"	1"	62	2	\$472
* APRT3672	36"	72"	1"	68	2	\$494

1 silver square grommet (top center) standard.
 Grommet on 20", 24" & 30"D is 3" clear from approach. On 36"D is 9" clear from approach.
 Depending on support configuration, external stabilizer may be required on tops of 54" or greater.
 See external stabilizer bar selection guide on p. 186.

* 2 stabilizer bars are required on 60", 66" & 72" wide worksurfaces when supporting with left & right Double post leg, D-legs or T-legs



Connecting Hardware (Brackets & Screws)

Model#	Depth	Width	Height	Weight	Cube	Price
15 APGANG1	4"	6"	.25"	2	1	\$43
15 APGANG2	4"	6"	.25"	3	1	\$85

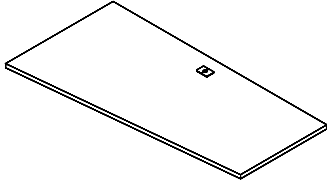
NOTE: Must be field installed

* If using as a return top, specify APGANG1 (2 brackets & 8 wood screws 8x1" supplied)

* If using as a Bridge Top, specify APGANG2 (4 brackets & 16 wood screws 8x1" supplied)

apex series

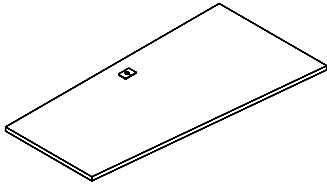
Worksurfaces



Wedge Worksurface, Left

Model#	(L)	(B)	(E)	(W)	Weight	Cube	Price
* APWT206024L	60"	24"	20"	60"	38	1	\$385
* APWT206624L	66"	24"	20"	66"	42	1	\$413
* APWT207224L	72"	24"	20"	72"	45	1	\$432
15 * APWT246030L	60"	30"	24"	60"	47	2	\$420
* APWT246630L	66"	30"	24"	66"	52	2	\$448
15 * APWT247230L	72"	30"	24"	72"	57	2	\$474

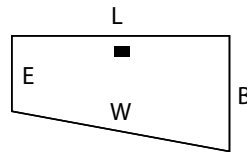
1 silver square grommet (top center) standard. 3" clear from approach.
 See external stabilizer bar selection guide on p. 186.
 * 2 stabilizer bars are required on 60", 66" & 72" wide worksurfaces when supporting with left & right Double post leg, D-legs or T-legs



Wedge Worksurface, Right

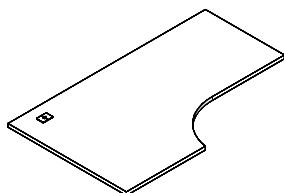
Model#	(L)	(B)	(E)	(W)	Weight	Cube	Price
* APWT206024R	60"	24"	20"	60"	38	1	\$385
* APWT206624R	66"	24"	20"	66"	42	1	\$413
* APWT207224R	72"	24"	20"	72"	45	1	\$432
15 * APWT246030R	60"	30"	24"	60"	47	2	\$420
* APWT246630R	66"	30"	24"	66"	52	2	\$448
15 * APWT247230R	72"	30"	24"	72"	57	2	\$474

1 silver square grommet (top center) standard. 3" clear from approach.
 See external stabilizer bar selection guide on p. 186.
 * 2 stabilizer bars are required on 60", 66" & 72" wide worksurfaces when supporting with left & right Double post leg, D-legs or T-legs



Worksurfaces

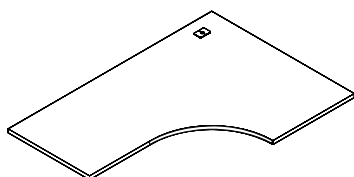
Extended Compu-Corner Worksurface, Left Return



Model#	(L)	(B)	(E)	(K)	(R)	(W)	Weight	Cube	Price
* APET243660L	60"	36"	24"	21"	24"	22"	57	2	\$483
* APET243666L	66"	36"	24"	21"	24"	24"	62	2	\$512
* APET243672L	72"	36"	24"	21"	24"	30"	68	2	\$530
* APET244260L	60"	42"	24"	24"	24"	21"	66	2	\$516
* APET244266L	66"	42"	24"	24"	24"	27"	73	2	\$547
* APET244272L	72"	42"	24"	24"	24"	33"	79	2	\$564

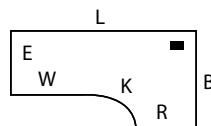
1 silver square grommet (top corner) standard. 3" clear from approach.
 See external stabilizer bar selection guide on p. 186.
 * 2 stabilizer bars are required on 60", 66" & 72" wide worksurfaces when supporting with left & right Double post leg, D-legs or T-legs

Extended Compu-Corner Worksurface, Right Return

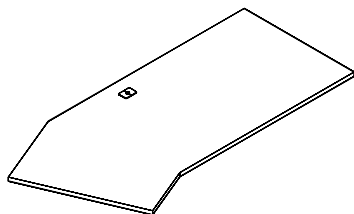


Model#	(L)	(B)	(E)	(K)	(R)	(W)	Weight	Cube	Price
* APET243660R	60"	36"	24"	21"	24"	22"	57	2	\$483
* APET243666R	66"	36"	24"	21"	24"	24"	62	2	\$512
* APET243672R	72"	36"	24"	21"	24"	30"	68	2	\$530
* APET244260R	60"	42"	24"	24"	24"	21"	66	2	\$516
* APET244266R	66"	42"	24"	24"	24"	27"	72	2	\$547
* APET244272R	72"	42"	24"	24"	24"	33"	79	2	\$564

1 silver square grommet (top corner) standard. 3" clear from approach.
 See external stabilizer bar selection guide on p. 186.
 * 2 stabilizer bars are required on 60", 66" & 72" wide worksurfaces when supporting with left & right Double post leg, D-legs or T-legs



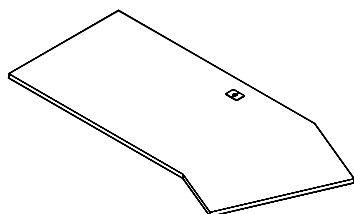
Compu-Corner Angle Worksurface, Left



Model#	(L)	(B)	(E)	(K)	(W)	Weight	Cube	Price
APAT2472L	72"	24"	20"	48"	15"	59	2	\$578
APAT3072L	72"	30"	20"	48"	15"	68	2	\$620

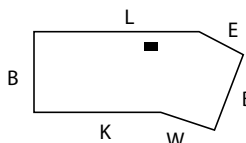
1 silver square grommet (top center) standard. 3" clear from approach.
 See external stabilizer bar selection guide on p. 186.
 * 2 stabilizer bars are required when supporting with left & right Double post leg, D-legs or T-legs

Compu-Corner Angle Worksurface, Right

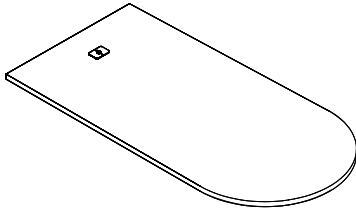


Model#	(L)	(B)	(E)	(K)	(W)	Weight	Cube	Price
APAT2472R	72"	24"	20"	48"	15"	59	2	\$578
APAT3072R	72"	30"	20"	48"	15"	68	2	\$620

1 silver square grommet (top center) standard. 3" clear from approach.
 See external stabilizer bar selection guide on p. 186.
 * 2 stabilizer bars are required when supporting with left & right Double post leg, D-legs or T-legs



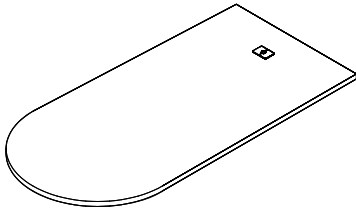
Worksurfaces



Bullet Worksurface, Left

Model#	Depth	Width	Height	Weight	Cube	Price
¹⁵ * APBD3060L	30"	60"	1"	47	2	\$483
* APBD3066L	30"	66"	1"	52	2	\$510
¹⁵ * APBD3072L	30"	72"	1"	57	2	\$530
* APBD3672L	36"	72"	1"	68	2	\$571

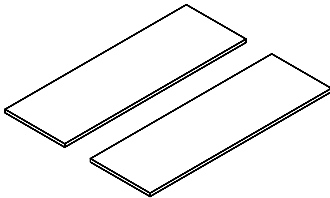
1 left silver square grommet (top center) standard. 3" clear from approach.
 See external stabilizer bar selection guide on p. 186.
 * 2 stabilizer bars are required on 60", 66" & 72" wide worksurfaces when supporting with left & right Double post leg, D-legs or T-legs



Bullet Worksurface, Right

Model#	Depth	Width	Height	Weight	Cube	Price
¹⁵ * APBD3060R	30"	60"	1"	47	2	\$483
* APBD3066R	30"	66"	1"	52	2	\$510
¹⁵ * APBD3072R	30"	72"	1"	57	2	\$530
* APBD3672R	36"	72"	1"	68	2	\$571

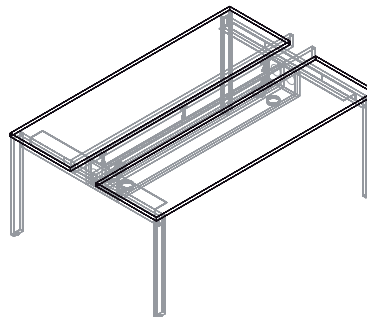
1 right silver square grommet (top center) standard. 3" clear from approach.
 See external stabilizer bar selection guide on p. 186.
 * 2 stabilizer bars are required on 60", 66" & 72" wide worksurfaces when supporting with left & right Double post leg, D-legs or T-legs



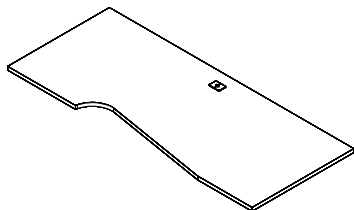
Two Rectangular Worksurfaces for Shared Supports

Model#	Depth	Width	Height	Weight	Cube	Price
APRECH4848	48"	48"	1"	50	2	\$550
¹⁵ APRECH4860	48"	60"	1"	63	2	\$729
APRECH4866	48"	66"	1"	69	2	\$778
¹⁵ APRECH4872	48"	72"	1"	75	2	\$812
APRECH6048	60"	48"	1"	65	2	\$603
APRECH6060	60"	60"	1"	82	3	\$799
APRECH6066	60"	66"	1"	90	3	\$867
APRECH6072	60"	72"	1"	98	3	\$908

* To be used with middle troughs, see p. 201. 2 stabilizers are required on tops of 54" or greater.
 See external stabilizer bar selection guide on p. 186.



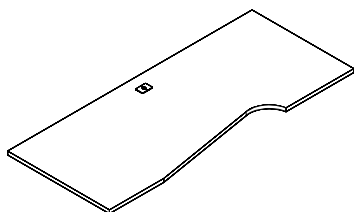
Worksurfaces



Compu-Corner Saddle Worksurface, Left Return

Model#	(L)	(B)	(K)	(R)	(W)	Weight	Cube	Price
APST247220L	72"	24"	36"	20"	16"	45	1	\$544
APST247224L	72"	24"	32"	24"	16"	45	1	\$550
APST307220L	72"	30"	36"	20"	16"	57	2	\$578
APST307224L	72"	30"	32"	24"	16"	57	2	\$612

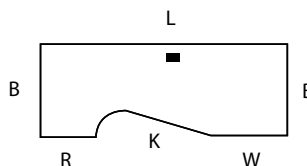
1 silver square grommet (top center) standard. 3" clear from approach.
 See external stabilizer bar selection guide on p. 186.
 * 2 stabilizer bars are required on 60", 66" & 72" wide worksurfaces when supporting with left & right Double post leg, D-legs or T-legs



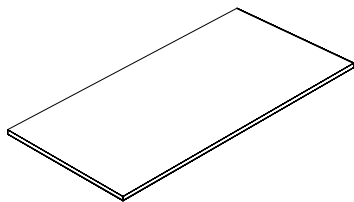
Compu-Corner Saddle Worksurface, Right Return

Model#	(L)	(B)	(K)	(R)	(W)	Weight	Cube	Price
APST247220R	72"	24"	36"	20"	16"	45	1	\$544
APST247224R	72"	24"	32"	24"	16"	45	1	\$550
APST307220R	72"	30"	36"	20"	16"	57	2	\$578
APST307224R	72"	30"	32"	24"	16"	57	2	\$612

1 silver square grommet (top center) standard. 3" clear from approach.
 See external stabilizer bar selection guide on p. 186.
 * 2 stabilizer bars are required on 60", 66" & 72" wide worksurfaces when supporting with left & right Double post leg, D-legs or T-legs



Worksurfaces for Support Pedestals

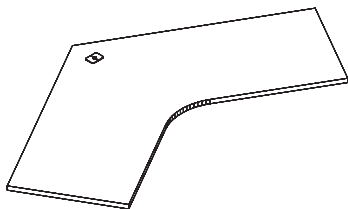


Rectangular Worksurface, Tops for Supporting Pedestals

Model#	Depth	Width	Height	Fits Pedestal	Weight	Cube	Price
APT0P2016	20"	16"	1"	BBF, FF	9	1	\$151
APT0P2416	24"	16"	1"	BBF, FF	9	1	\$151
APT0P3016	30"	16"	1"	BBF, FF	13	1	\$151
APT0P2030	20"	30"	1"	HDC	16	1	\$223
APT0P2031	20"	31"	1"	LF, PLF	17	1	\$223
APT0P2430	24"	30"	1"	HDC	16	1	\$236
APT0P2431	24"	31"	1"	LF, PLF	20	1	\$244
15 APT0P2036	20"	36"	1"	LF, HDC	19	1	\$231
15 APT0P2436	24"	36"	1"	LF, HDC	23	1	\$244
APT0P2062	20"	62"	1"	2-LF, 2-PLF	33	1	\$347
APT0P2462	24"	62"	1"	2-LF, 2-PLF	39	1	\$367
15 APT0P2072	20"	72"	1"	2-LF, 2-HDC	45	1	\$389
15 APT0P2472	24"	72"	1"	2-LF, 2-HDC	45	1	\$407

* Tops ship separately for field install, brackets are included. Tops only can be purchase for own use.

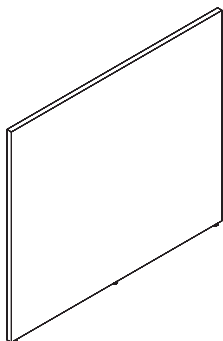
Worksurfaces and Privacy Panels



Corner Worksurface, Silver Square Grommet

Model#	Depth	Width	Height	Weight	Cube	Price
APCCU424224	24"/24"	42x42"	1"	84	2	\$773
APCCU424230	30"/30"	42x42"	1"	94	2	\$819
APCCU484824	24"/24"	48x48"	1"	104	3	\$853
APCCU484830	30"/30"	48x48"	1"	115	3	\$899
APCCU545424	24"/24"	54x54"	1"	125	3	\$934
APCCU545430	30"/30"	54x54"	1"	137	3	\$981

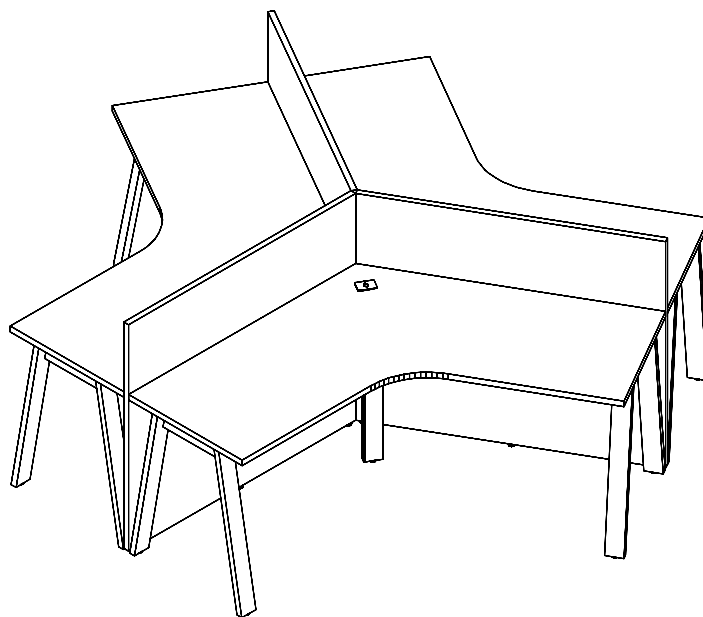
Corner silver square grommet standard.



Privacy Panel

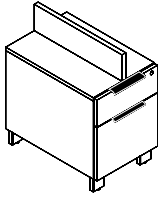
Model#	Depth	Width	Height	Weight	Cube	Price
APPANEL4236	1"	42"	36"	42	1	\$513
APPANEL4836	1"	48"	36"	48	1	\$536
APPANEL5436	1"	54"	36"	54	2	\$553
APPANEL4242	1"	42"	42"	49	2	\$536
APPANEL4842	1"	48"	42"	56	2	\$566
APPANEL5442	1"	54"	42"	63	2	\$588
APPANEL4248	1"	42"	48"	56	2	\$566
APPANEL4848	1"	48"	48"	64	2	\$594
APPANEL5448	1"	54"	48"	72	2	\$623

No predrill holes. Ships separately for field install, brackets are included.
Use for corner and other worksurfaces.



apex series

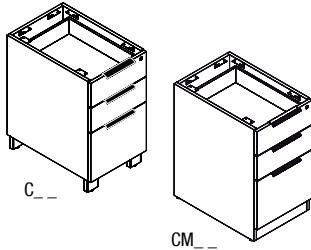
Support Pedestals



Supporting Box/File with Top Center Support (Face lock, APH1 handles)

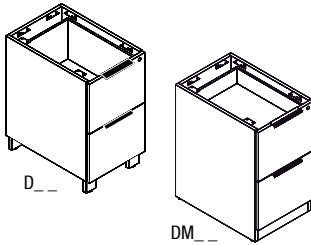
Model#	Depth	Width	Height	Weight	Cube	Price
APPEDA20BF	20"	16"	28"	73	6	\$1,205
APPEDA24BF	24"	16"	28"	78	7	\$1,232
APPEDA30BF	30"	16"	28"	89	8	\$1,264

Top support to be installed flush with tops.
For flush pedestal with top specify location, add MMCUT3...\$179.



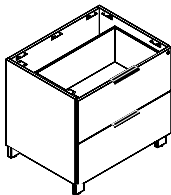
Supporting Box/Box/File, No Top (Face lock, APH1 handles)

Model#	Depth	Width	Height	Weight	Cube	Price
15 APPEDC20BBF	20"	16"	28"	77	6	\$1,289
15 APPEDC24BBF	24"	16"	28"	83	7	\$1,298
APPEDC30BBF	30"	16"	28"	92	8	\$1,331
15 APPEDCM20BBF	20"	16"	28"	77	6	\$846
15 APPEDCM24BBF	24"	16"	28"	83	7	\$872
APPEDCM30BBF	30"	16"	28"	92	8	\$911



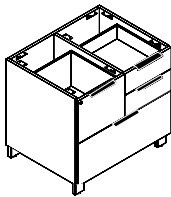
Supporting File/File, No Top (Face lock, APH1 handles)

Model#	Depth	Width	Height	Weight	Cube	Price
15 APPEDD20FF	20"	16"	28"	73	6	\$1,219
15 APPEDD24FF	24"	16"	28"	79	7	\$1,243
APPEDD30FF	30"	16"	28"	88	8	\$1,278
15 APPEDDM20FF	20"	16"	28"	73	6	\$819
15 APPEDDM24FF	24"	16"	28"	79	7	\$846
APPEDDM30FF	30"	16"	28"	88	8	\$884



Supporting Lateral File, No Top (Face lock, APH1 handles)

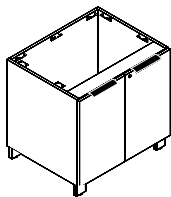
Model#	Depth	Width	Height	Weight	Cube	Price
APPEDLF2031	20"	31"	28"	111	11	\$1,501
15 APPEDLF2036	20"	36"	28"	120	12	\$1,533
APPEDLF2431	24"	31"	28"	118	13	\$1,546
15 APPEDLF2436	24"	36"	28"	128	14	\$1,579



Supporting Personal Lateral File, No Top (Face lock, APH1 handles)

Model#	Depth	Width	Height	Weight	Cube	Price
APPEDPLF2031	20"	31"	28"	124	11	\$1,639
APPEDPLF2431	24"	31"	28"	132	13	\$1,678

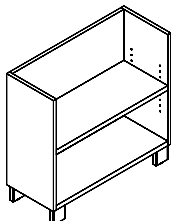
Box drawers do not lock, (1) lock locks file and lateral file drawer.



Supporting Hinged Door Cabinet, No Top (Face lock, APH1 handles)

Model#	Depth	Width	Height	Weight	Cube	Price
APPEDHDC2030	20"	30"	28"	91	10	\$1,331
15 APPEDHDC2036	20"	36"	28"	104	12	\$1,343
APPEDHDC2430	24"	30"	28"	101	12	\$1,355
15 APPEDHDC2436	24"	36"	28"	115	14	\$1,376

1 adjustable 3/4" shelf is standard.



Supporting Bookcase Pedestal 1-Adjustable Shelf, No Top

Model#	Depth	Width	Height	Weight	Cube	Price
APPEDBC24	12"	24"	28"	61	5	\$566
APPEDBC30	12"	30"	28"	61	6	\$588

1 adjustable 3/4" shelf is standard.

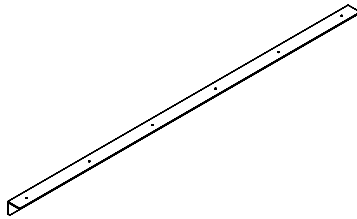
Pedestals with feet: silver is standard. For black feet upgrade, add APUFEETB, for white, add APUFEETW.

apex series

Worksurface Supports

External Stabilizer Bar Specification Guide		Worksurface Width			
SUPPORT 1	SUPPORT 2	72"	66"	60"	54"
* A,D, DP-LEG	A,D, DP-LEG	* (2) APSB72	* (2) APSB66	* (2) APSB60	APSB54
* A,D, DP-LEG	T-LEG	* (2) APSB72	* (2) APSB66	* (2) APSB60	APSB54
A,D, DP-LEG	PEDESTAL (BBF or FF)	APSB60	APSB54	N/A	N/A
A,D, DP-LEG	LAT/PLF/HDC	N/A	N/A	N/A	N/A
T-LEG	T-LEG	APSB60	APSB54	N/A	N/A
T-LEG	PEDESTAL	APSB54	N/A	N/A	N/A
T-LEG	LAT/PLF/HDC	N/A	N/A	N/A	N/A
PEDESTAL	PEDESTAL	APSB54	N/A	N/A	N/A
PEDESTAL	LAT/PLF/HDC	N/A	N/A	N/A	N/A

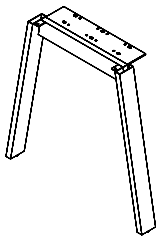
* NOTE: 2 stabilizer bars are required on 60", 66" & 72" wide worksurfaces when supported by left or right double post leg, D-legs or T-legs. If a modesty panel (TFM or HPL) is being specified only one stabilizer bar is required, acrylic modesty requires 2 stabilizer bars.



External Stabilizer Bar

Model#	Depth	Width	Height	Top Width	Weight	Cube	Price
APSB54	2"	38"	2"	54"	5	1	\$78
APSB60	2"	44"	2"	60"	6	1	\$85
APSB66	2"	50"	2"	66"	7	1	\$92
APSB72	2"	56"	2"	72"	8	1	\$99

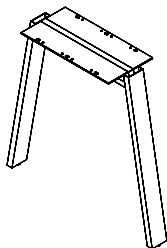
* Reference stabilizer bar specification guide to determine stabilizer bar required. Stabilizer bars are recommended to be field installed 6" clear from approach side with #8 x 1" wood screws.



Apron Frame Leg, Silver Finish (Specify black or white finish)

Model#	Depth	Width	Height	Top Depth	Weight	Cube	Price
APOAL20	20"	6"	28"	20"	15	3	\$390
APOAL24	24"	6"	28"	24"	22	3	\$413
APOAL30	30"	6"	28"	30" & 36"	26	4	\$435
APOAL48	48"	6"	28"	48"	40	6	\$578
APOAL60	60"	6"	28"	60"	46	7	\$610

Silver legs are standard. For black leg upgrade add APULEGB, for white leg add APULEGW. NOTE: 2 stabilizer bars are required on 60", 66" & 72" wide worksurfaces when supporting with left & right Apron Frame Leg. This leg style cannot be used for conference tables.



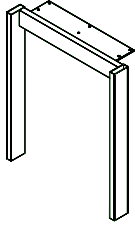
Shared Apron Frame Leg, Silver Finish (Specify black or white finish)

Model#	Depth	Width	Height	Top Depth	Weight	Cube	Price
APMAL20	20"	6"	28"	20"	26	3	\$496
APMAL24	24"	6"	28"	24"	32	4	\$531
APMAL30	30"	6"	28"	30" & 36"	36	5	\$556

Silver legs are standard. For black leg upgrade add APULEGB, for white leg add APULEGW. NOTE: 2 stabilizer bars are required on 60", 66" & 72" wide worksurfaces when supporting with left & right Shared Apron Frame Leg. This leg style cannot be used for conference tables.

apex series

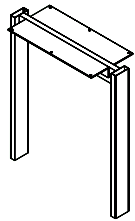
Worksurface Supports



Double Post Leg, Silver Finish (Specify black or white finish)

Model#	Depth	Width	Height	Top Depth	Weight	Cube	Price
APODPL20	20"	3"	28"	20"	15	3	\$348
¹⁵ APODPL24	24"	3"	28"	24"	22	3	\$373
¹⁵ APODPL30	30"	3"	28"	30" & 36"	26	4	\$399
¹⁵ APODPL48	48"	3"	28"	48"	40	6	\$492
APODPL60	60"	3"	28"	60"	46	7	\$524

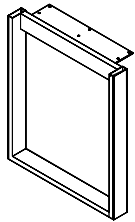
Silver legs are standard. For black leg upgrade add APULEGB, for white leg add APULEGW.
NOTE: 2 stabilizer bars are required on 60", 66" & 72" wide worksurfaces when supporting with left & right Double post leg.



Shared Double Post Leg, Silver Finish (Specify black or white finish)

Model#	Depth	Width	Height	Top Depth	Weight	Cube	Price
APDPML20	20"	3"	28"	20"	26	3	\$420
¹⁵ APDPML24	24"	3"	28"	24"	32	4	\$464
¹⁵ APDPML30	30"	3"	28"	30" & 36"	36	5	\$504

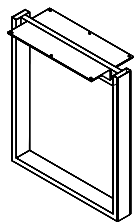
Silver legs are standard. For black leg upgrade add APULEGB, for white leg add APULEGW.
* Use to support 2 worksurfaces



D-Leg, Silver Finish (Specify black or white finish)

Model#	Depth	Width	Height	Top Depth	Weight	Cube	Price
APODL20	20"	3"	28"	20"	19	3	\$426
¹⁵ APODL24	24"	3"	28"	24"	26	3	\$458
¹⁵ APODL30	30"	3"	28"	30" & 36"	29	4	\$485
¹⁵ APODL48	48"	3"	28"	48"	44	6	\$570
APODL60	60"	3"	28"	60"	50	7	\$628

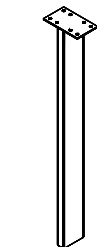
Silver legs are standard. For black leg upgrade add APULEGB, for white leg add APULEGW.
NOTE: 2 stabilizer bars are required on 60", 66" & 72" wide worksurfaces when supporting with left & right D-Leg.



Shared D-Leg, Silver Finish (Specify black or white finish)

Model#	Depth	Width	Height	Top Depth	Weight	Cube	Price
APMDL20	20"	3"	28"	20"	28	3	\$524
¹⁵ APMDL24	24"	3"	28"	24"	37	4	\$544
¹⁵ APMDL30	30"	3"	28"	30" & 36"	40	5	\$582

Silver legs are standard. For black leg upgrade add APULEGB, for white leg add APULEGW.
* Use to support 2 worksurfaces
NOTE: 2 stabilizer bars are required on 60", 66" & 72" wide worksurfaces when supporting with left & right Shared D-Leg.

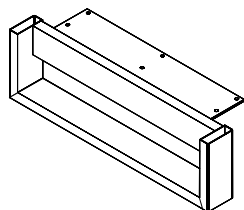


Single Post, Silver Finish (Specify black or white finish)

Model#	Depth	Width	Height	Weight	Cube	Price
¹⁵ APSPL28	1"	3"	28"	6	1	\$151

Silver legs are standard. For black leg upgrade add APULEGB, for white leg add APULEGW.
Field install with #8 x 1" wood screws. Use for bullet tops or additional support under top.

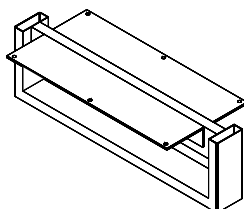
Worksurface Supports



Short D-Leg, Silver Finish (Specify black or white finish)

Model#	Depth	Width	Height	Weight	Cube	Price
APOSDL20	20"	3"	6"	14	1	\$458
APOSDL24	24"	3"	6"	17	1	\$472
APOSDL30	30"	3"	6"	20	1	\$511

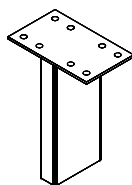
Silver legs are standard. For black leg upgrade add APULEGB, for white leg add APULEGW.
 * Supports worksurface below tops and above low credenza.
 Cannot be used when specifying modesty below worksurface.
 NOTE: 2 stabilizer bars are required on 60", 66" & 72" wide worksurfaces when supporting with left & right Short D-Leg.



Short D-Leg Shared, Silver Finish (Specify black or white finish)

Model#	Depth	Width	Height	Weight	Cube	Price
APMSDL20	20"	3"	6"	23	1	\$436
APMSDL24	24"	3"	6"	26	1	\$458
APMSDL30	30"	3"	6"	29	1	\$504

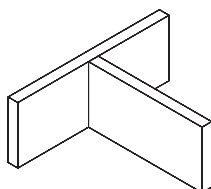
Silver legs are standard. For black leg upgrade add APULEGB, for white leg add APULEGW.
 * Use to support 2 worksurfaces above low credenzas.
 Cannot be used when specifying modesty below worksurface.
 NOTE: 2 stabilizer bars are required on 60", 66" & 72" wide worksurfaces when supporting with left & right Short D-Leg Shared.



Low Post Leg, Silver Finish (Specify black or white finish)

Model#	Depth	Width	Height	Weight	Cube	Price
APSPL6	1"	3"	6"	5	1	\$66

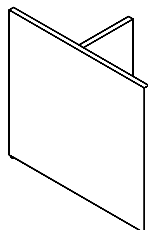
Silver legs are standard. For black leg upgrade add APULEGB, for white leg add APULEGW.
 * Supports worksurface below tops and above low credenza.
 Field install with #8 x 1" wood screws



Support T-Leg, TFM (For low credenza)

Model#	Depth	Width	Height	Fits Top Depth	Weight	Cube	Price
APTLEG2006	12"	13"	6"	20"	3	1	\$144
15 APTLEG2406	16"	13"	6"	24"	4	1	\$150
15 APTLEG3006	22"	13"	6"	30"	5	1	\$158

Must be ordered when specifying modesty below worksurface.
 Supports worksurface above low credenza, pin and cam connection to worksurface underside.



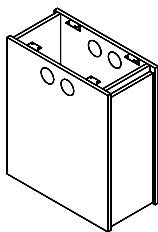
T-Leg (TFM leg)

Model#	Depth	Width	Height	Weight	Cube	Price
15 APTLEG20	20"	13"	28"	26	5	\$157
15 APTLEG24	24"	13"	28"	27	6	\$170
15 APTLEG30	30"	13"	28"	31	7	\$177

NOTE: 2 stabilizer bars are required on 60", 66" & 72" wide worksurfaces when supporting with left & right T-leg.

apex series

Worksurface Supports, Bases

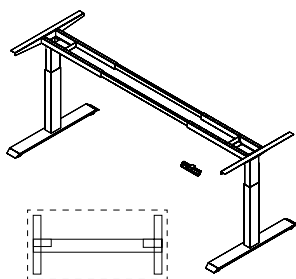


Square Panel Base (Hollow with end access door)

Model#	Depth	Width	Height	Weight	Cube	Price
APLEGM1224	12"	24"	28"	47	5	\$498
APLEGM1230	12"	30"	28"	56	6	\$609

4 grommet cutouts standard.
To be used with shared worksurfaces and wire management troughs.

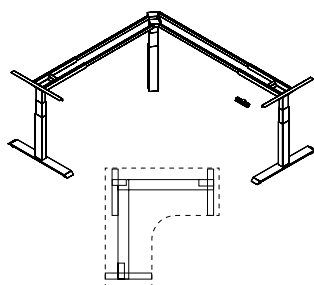
Adjustable Bases



Adjustable Height Electrical Base

Model#	Base(D)	Base (W)	Height	Fits Top Size	Color	Weight	Cube	Price
MMLEGAHE24S	22"	47-72"	23 1/2-49"	24"D-72"W	Silver	64	1	\$1,407
MMLEGAHE24B	22"	47-72"	23 1/2-49"	24"D-72"W	Black	64	1	\$1,407
MMLEGAHE24W	22"	47-72"	23 1/2-49"	24"D-72"W	White	64	1	\$1,407
MMLEGAHE30S	28"	47-72"	23 1/2-49"	30"D-72"W	Silver	64	1	\$1,407
MMLEGAHE30B	28"	47-72"	23 1/2-49"	30"D-72"W	Black	64	1	\$1,407
MMLEGAHE30W	28"	47-72"	23 1/2-49"	30"D-72"W	White	64	1	\$1,407

2 Stage base.
Bases ship unassembled unless otherwise specified. For base functions see training section.

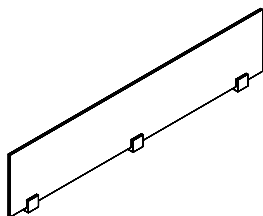


Adjustable Height Electrical L-Unit Base (Sit to stand, fits top sizes below)

Model#	Base(D)	Base (W)	Height	Fits Top Size	Color	Weight	Cube	Price
MMLEGAHEL24B3	22"	48-72"	23 1/2-49"	24"D-72"W	Black	112	1	\$2,407
MMLEGAHEL24S3	22"	48-72"	23 1/2-49"	24"D-72"W	Silver	112	1	\$2,407
MMLEGAHEL24W3	22"	48-72"	23 1/2-49"	24"D-72"W	White	112	1	\$2,407
MMLEGAHEL30S3	28"	48-72"	23 1/2-49"	30"D-72"W	Silver	112	1	\$2,407
MMLEGAHEL30W3	28"	48-72"	23 1/2-49"	30"D-72"W	White	112	1	\$2,407
MMLEGAHEL30B3	28"	48-72"	23 1/2-49"	30"D-72"W	Black	112	1	\$2,407

3 Stage base.
Bases ship unassembled unless otherwise specified. For base functions see training section.

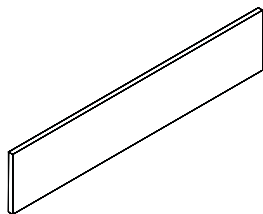
Privacy Screens



Frosted Acrylic Privacy Screen (3/8" thick acrylic)

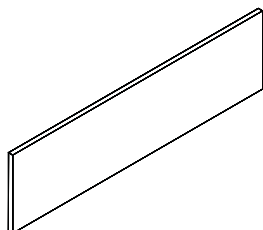
Model#	Depth	Width	Height	Weight	Cube	Price
APPSU24	1"	17"	12"	4	1	\$217
APPSU30	1"	23"	12"	6	1	\$269
APPSU36	1"	29"	12"	7	1	\$351
APPSU42	1"	35"	12"	8	1	\$385
15 APPSU48	1"	41"	12"	9	1	\$472
APPSU54	1"	47"	12"	10	1	\$676
15 APPSU60	1"	53"	12"	11	1	\$682
APPSU66	1"	59"	12"	12	1	\$688
15 APPSU72	1"	65"	12"	13	1	\$694

* Privacy screens APPSU24 thru APPSU48 include 2 mounting clips.



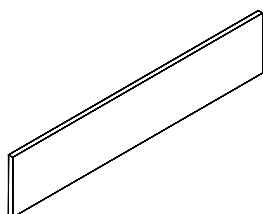
TFM Privacy Screen (1" thick)

Model#	Depth	Width	Height	Weight	Cube	Price
APPSUW2412	1"	17"	12"	8	1	\$102
APPSUW3012	1"	23"	12"	10	1	\$102
APPSUW3612	1"	29"	12"	12	1	\$119
APPSUW4212	1"	35"	12"	14	1	\$119
APPSUW4812	1"	41"	12"	15	1	\$131
APPSUW5412	1"	47"	12"	17	1	\$131
15 APPSUW6012	1"	53"	12"	19	1	\$150
APPSUW6612	1"	59"	12"	21	1	\$159
15 APPSUW7212	1"	65"	12"	23	1	\$159



TFM Privacy Screen (1" thick)

Model#	Depth	Width	Height	Weight	Cube	Price
APPSUW2415	1"	17"	15"	10	1	\$204
APPSUW3015	1"	23"	15"	12	1	\$204
APPSUW3615	1"	29"	15"	15	1	\$235
APPSUW4215	1"	35"	15"	17	1	\$235
APPSUW4815	1"	41"	15"	19	1	\$265
APPSUW5415	1"	47"	15"	22	1	\$265
15 APPSUW6015	1"	53"	15"	24	1	\$299
APPSUW6615	1"	59"	15"	26	1	\$320
15 APPSUW7215	1"	65"	15"	27	1	\$320

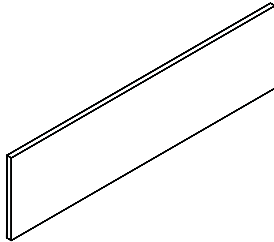


HPL Privacy Screen (1" thick)

Model#	Depth	Width	Height	Weight	Cube	Price
APPSUHP2412	1"	17"	12"	8	1	\$150
APPSUHP3012	1"	23"	12"	10	1	\$150
APPSUHP3612	1"	29"	12"	12	1	\$181
APPSUHP4212	1"	35"	12"	14	1	\$181
APPSUHP4812	1"	41"	12"	15	1	\$221
APPSUHP5412	1"	47"	12"	17	1	\$221
APPSUHP6012	1"	53"	12"	19	1	\$268
APPSUHP6612	1"	59"	12"	21	1	\$292
APPSUHP7212	1"	65"	12"	23	1	\$292

apex series

Privacy Screens

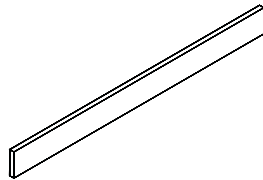


HPL Privacy Screen (1" thick)

Model#	Depth	Width	Height	Weight	Cube	Price
APPSUHP2415	1"	17"	15"	10	1	\$299
APPSUHP3015	1"	23"	15"	12	1	\$299
APPSUHP3615	1"	29"	15"	15	1	\$361
APPSUHP4215	1"	35"	15"	17	1	\$361
APPSUHP4815	1"	41"	15"	19	1	\$439
APPSUHP5415	1"	47"	15"	22	1	\$439
APPSUHP6015	1"	53"	15"	24	1	\$534
APPSUHP6615	1"	59"	15"	26	1	\$581
APPSUHP7215	1"	65"	15"	29	1	\$581

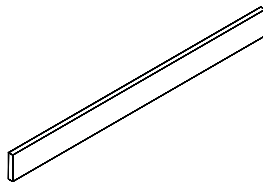
Privacy screens location: Center (left to right) is standard on worksurfaces. For custom location, must be specified. Add MMCUT3...\$179 list.

Privacy Screen Extensions



TFM Extension (1" thick) for Frosted Acrylic Privacy Screens

Model#	Depth	Width	Height	Weight	Cube	Price
APPSUW2406	1"	17"	6"	3	1	\$102
APPSUW3006	1"	23"	6"	4	1	\$102
APPSUW3606	1"	29"	6"	5	1	\$119
APPSUW4206	1"	35"	6"	6	1	\$119
APPSUW4806	1"	41"	6"	7	1	\$131
APPSUW5406	1"	47"	6"	8	1	\$131
APPSUW6006	1"	53"	6"	9	1	\$150
APPSUW6606	1"	59"	6"	10	1	\$159
APPSUW7206	1"	65"	6"	11	1	\$159

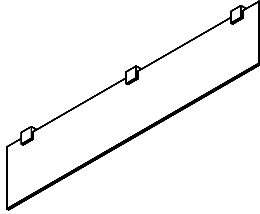


HPL Extension (1" thick) for Frosted Acrylic Privacy Screens

Model#	Depth	Width	Height	Weight	Cube	Price
APPSUHP2406	1"	17"	6"	3	1	\$150
APPSUHP3006	1"	23"	6"	4	1	\$150
APPSUHP3606	1"	29"	6"	5	1	\$181
APPSUHP4206	1"	35"	6"	6	1	\$181
APPSUHP4806	1"	41"	6"	7	1	\$221
APPSUHP5406	1"	47"	6"	8	1	\$221
APPSUHP6006	1"	53"	6"	9	1	\$268
APPSUHP6606	1"	59"	6"	10	1	\$292
APPSUHP7206	1"	65"	6"	11	1	\$292

apex series

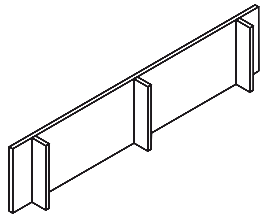
Modesty Panels



Frosted Acrylic Modesty (3/8" thick acrylic)

Model#	Depth	Width	Height	Weight	Cube	Price
APPSL24	1"	17"	12"	4	1	\$217
APPSL30	1"	23"	12"	6	1	\$269
APPSL36	1"	29"	12"	7	1	\$351
APPSL42	1"	35"	12"	8	1	\$385
APPSL48	1"	41"	12"	9	2	\$472
APPSL54	1"	47"	12"	10	2	\$676
APPSL60	1"	53"	12"	11	2	\$682
APPSL66	1"	59"	12"	12	2	\$688
APPSL72	1"	65"	12"	13	2	\$694

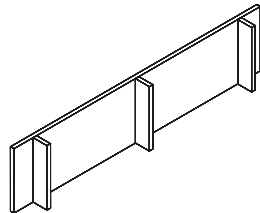
* Modesties APPSL24 thru APPSL48 include 2 mounting clips.



TFM Modesty (3/4" thick)

Model#	Depth	Width	Height	Weight	Cube	Price
APPSLW24	4"	17"	12"	7	1	\$102
APPSLW30	4"	23"	12"	8	1	\$102
APPSLW36	4"	29"	12"	10	1	\$119
APPSLW42	4"	35"	12"	11	1	\$119
APPSLW48	4"	41"	12"	13	2	\$131
APPSLW54	4"	47"	12"	15	2	\$131
APPSLW60	4"	53"	12"	16	2	\$150
APPSLW66	4"	59"	12"	18	2	\$159
APPSLW72	4"	65"	12"	19	2	\$159

* 3/4" thick TFM. Modesties APPSLW24 thru APPSLW48 include 2 vertical supports.



HPL Modesty (3/4" thick)

Model#	Depth	Width	Height	Weight	Cube	Price
APPSLHP24	4"	17"	12"	7	1	\$150
APPSLHP30	4"	23"	12"	8	1	\$150
APPSLHP36	4"	29"	12"	10	1	\$181
APPSLHP42	4"	35"	12"	11	1	\$181
APPSLHP48	4"	41"	12"	13	2	\$221
APPSLHP54	4"	47"	12"	15	2	\$221
APPSLHP60	4"	53"	12"	16	2	\$268
APPSLHP66	4"	59"	12"	18	2	\$292
APPSLHP72	4"	65"	12"	19	2	\$292

* 3/4" thick HPL. Modesties APPSLHP24 thru APPSLHP48 include 2 vertical supports.

Modesty Panel Standard Location:

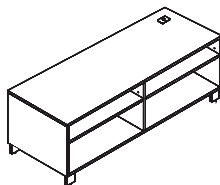
Center left to right and flush to approach side is standard under worksurfaces, except 36"D tops, inset is 6".

For custom location, must be specified. Add MMCUT3...\$179 ea.

apex series

Low Credenzas

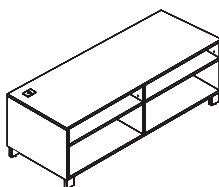
Left Open Credenza, Silver Feet, 2-Adjustable shelves, 4 Grommets (Specify black or white feet)



Model#	Depth	Width	Height	Weight	Cube	Price
APDO2048L	20"	48"	22"	115	13	\$1,429
APDO2060L	20"	60"	22"	136	16	\$1,670
APDO2066L	20"	66"	22"	146	17	\$1,683
APDO2072L	20"	72"	22"	156	19	\$1,730
APDO2448L	24"	48"	22"	132	15	\$1,506
APDO2460L	24"	60"	22"	156	19	\$1,730
APDO2466L	24"	66"	22"	167	21	\$1,768
APDO2472L	24"	72"	22"	179	22	\$1,821

Silver feet are standard. For black feet upgrade add APUFEETB, for white feet add APUFEETW.
* Standard right silver square grommet on top, modesty, adjustable shelf and bottom shelf.

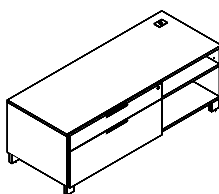
Right Open Credenza, Silver Feet, 2-Adjustable Shelves, 4 Grommets (Specify black or white feet)



Model#	Depth	Width	Height	Weight	Cube	Price
APDO2048R	20"	48"	22"	115	13	\$1,429
APDO2060R	20"	60"	22"	136	16	\$1,670
APDO2066R	20"	66"	22"	147	17	\$1,683
APDO2072R	20"	72"	22"	156	19	\$1,730
APDO2448R	24"	48"	22"	132	15	\$1,506
APDO2460R	24"	60"	22"	156	19	\$1,730
APDO2466R	24"	66"	22"	167	21	\$1,768
APDO2472R	24"	72"	22"	179	22	\$1,821

Silver feet are standard. For black feet upgrade add APUFEETB, for white feet add APUFEETW.
* Standard left silver square grommet on top, modesty, adjustable shelf and bottom shelf.

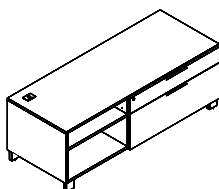
Left Single Box/Lateral Credenza, Silver Feet, Locking, 1-Adjustable shelf, 4 Grommets (Specify black or white feet)



Model#	Depth	Width	Height	Weight	Cube	Price
APSBL2048L	20"	48"	22"	147	13	\$1,907
15 APSBL2060L	20"	60"	22"	165	16	\$1,991
APSBL2066L	20"	66"	22"	173	17	\$2,032
15 APSBL2072L	20"	72"	22"	182	19	\$2,070
APSBL2448L	24"	48"	22"	161	15	\$1,978
15 APSBL2460L	24"	60"	22"	181	19	\$2,097
APSBL2466L	24"	66"	22"	191	21	\$2,162
15 APSBL2472L	24"	72"	22"	201	22	\$2,227

Silver feet are standard. For black feet upgrade add APUFEETB, for white feet add APUFEETW.
* Standard right silver square grommet on top, modesty, adjustable shelf and bottom shelf.
31"W Box/Lateral file on 48"W credenzas only.

Right Single Box/Lateral Credenza, Silver Feet, Locking, 1-Adjustable Shelf, 4 Grommets (Specify black or white feet)



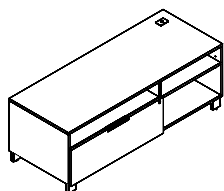
Model#	Depth	Width	Height	Weight	Cube	Price
APSBL2048R	20"	48"	22"	147	13	\$1,907
15 APSBL2060R	20"	60"	22"	165	16	\$1,991
APSBL2066R	20"	66"	22"	173	17	\$2,032
15 APSBL2072R	20"	72"	22"	182	19	\$2,070
APSBL2448R	24"	48"	22"	161	15	\$1,978
15 APSBL2460R	24"	60"	22"	181	19	\$2,097
APSBL2466R	24"	66"	22"	191	21	\$2,162
15 APSBL2472R	24"	72"	22"	201	22	\$2,227

Silver feet are standard. For black feet upgrade add APUFEETB, for white feet add APUFEETW.
* Standard left silver square grommet on top, modesty, adjustable shelf and bottom shelf.
31"W Box/Lateral file on 48"W credenzas only.

apex series

Low Credenzas

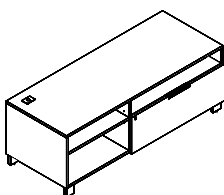
Left Single Lateral Credenza, Silver Feet, Locking, 1-Adjustable Shelf, 4 Grommets (Specify black or white feet)



Model#	Depth	Width	Height	Weight	Cube	Price
APSL02048L	20"	48"	22"	142	13	\$1,802
APSL02060L	20"	60"	22"	163	16	\$2,010
APSL02066L	20"	66"	22"	173	17	\$2,050
APSL02072L	20"	72"	22"	183	19	\$2,097
APSL02448L	24"	48"	22"	159	15	\$1,867
APSL02460L	24"	60"	22"	184	19	\$2,097
APSL02466L	24"	66"	22"	195	21	\$2,149
APSL02472L	24"	72"	22"	207	22	\$2,194

Silver feet are standard. For black feet upgrade add APUFEETB, for white feet add APUFEETW.
* Standard left silver square grommet on top, modesty, adjustable shelf and bottom shelf.
31"W Box/Lateral file on 48"W credenzas only.

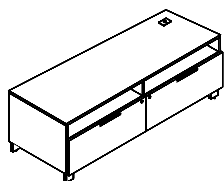
Right Single Lateral Credenza, Silver Feet, Locking, 1-Adjustable Shelf, 4 Grommets (Specify black or white feet)



Model#	Depth	Width	Height	Weight	Cube	Price
APSL02048R	20"	48"	22"	142	13	\$1,802
APSL02060R	20"	60"	22"	163	16	\$2,010
APSL02066R	20"	66"	22"	173	17	\$2,050
APSL02072R	20"	72"	22"	183	19	\$2,097
APSL02448R	24"	48"	22"	159	15	\$1,867
APSL02460R	24"	60"	22"	184	19	\$2,097
APSL02466R	24"	66"	22"	195	21	\$2,149
APSL02472R	24"	72"	22"	207	22	\$2,194

Silver feet are standard. For black feet upgrade add APUFEETB, for white feet add APUFEETW.
* Standard left silver square grommet on top, modesty, adjustable shelf and bottom shelf.
31"W Box/Lateral file on 48"W credenzas only.

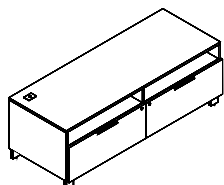
Left Double Lateral Credenza, Silver Feet, Locking, 2 Grommets (Specify black or white feet)



Model#	Depth	Width	Height	Weight	Cube	Price
APDOL2061L	20"	61"	22"	196	16	\$2,227
APDOL2072L	20"	72"	22"	219	19	\$2,293
APDOL2461L	24"	61"	22"	218	19	\$2,351
APDOL2472L	24"	72"	22"	244	22	\$2,397

Silver feet are standard. For black feet upgrade add APUFEETB, for white feet add APUFEETW.
* Standard right silver square grommet on top & modesty.

Right Double Lateral Credenza, Silver Feet, Locking, 2 Grommets (Specify black or white feet)

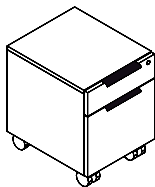


Model#	Depth	Width	Height	Weight	Cube	Price
APDOL2061R	20"	61"	22"	196	16	\$2,227
APDOL2072R	20"	72"	22"	219	19	\$2,293
APDOL2461R	24"	61"	22"	218	19	\$2,351
APDOL2472R	24"	72"	22"	244	22	\$2,397

Silver feet are standard. For black feet upgrade add APUFEETB, for white feet add APUFEETW.
* Standard left silver square grommet on top & modesty.

apex series

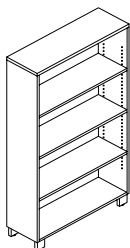
Freestanding Storage



Mobile Pedestal (Box/File, Locking)

Model#	Depth	Width	Height	Weight	Cube	Price
APPEDAX20BF	20"	16"	22"	73	5	\$1,028
APPEDAX24BF	24"	16"	22"	78	7	\$1,054

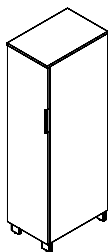
* Seating weight capacity 175lbs.



Bookcase, Silver Feet (Specify black or white feet)

Model#	Depth	Width	Height	# of Shelves	Weight	Cube	Price
APBC30	12"	36"	29"	1	66	8	\$724
APBC54	12"	36"	54"	2	107	14	\$926
APBC65	12"	36"	65"	3	137	17	\$1,089

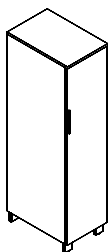
Silver feet are standard. For black feet upgrade add APUFEETB, for white feet add APUFEETW. Adjustable shelves are 3/4" thick, recommended weight is 20 lbs each, distributed evenly.



Left Single Storage Cabinet, Silver Feet (Specify black or white feet)

Model#	Depth	Width	Height	# of Shelves	Weight	Cube	Price
APSTS2054L	20"	16"	54"	2	112	10	\$1,617
APSTS2065L	20"	16"	65"	3	135	13	\$1,704
APSTS2454L	24"	16"	54"	2	126	12	\$1,697
APSTS2465L	24"	16"	65"	3	151	15	\$1,802

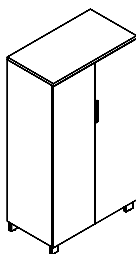
Silver feet are standard. For black feet upgrade add APUFEETB, for white feet add APUFEETW. Optional lock available, add MMFL...\$90. Adjustable shelves are 3/4" thick.



Right Single Storage Cabinet, Silver Feet (Specify black or white feet)

Model#	Depth	Width	Height	# of Shelves	Weight	Cube	Price
APSTS2054R	20"	16"	54"	2	112	10	\$1,617
APSTS2065R	20"	16"	65"	3	135	13	\$1,704
APSTS2454R	24"	16"	54"	2	126	12	\$1,697
APSTS2465R	24"	16"	65"	3	151	15	\$1,802

Silver feet are standard. For black feet upgrade add APUFEETB, for white feet add APUFEETW. Optional lock available, add MMFL...\$90. Adjustable shelves are 3/4" thick.



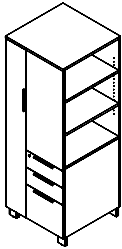
Double Storage Cabinet, Silver Feet (Specify black or white feet)

Model#	Depth	Width	Height	# of Shelves	Weight	Cube	Price
APDST2054	20"	36"	54"	2	188	23	\$1,966
APDST2065	20"	36"	65"	3	228	28	\$2,129
APDST2454	24"	36"	54"	2	209	27	\$2,050
APDST2465	24"	36"	65"	3	253	33	\$2,215

Silver feet are standard. For black feet upgrade add APUFEETB, for white feet add APUFEETW. Optional lock available, add MMFL...\$90. Adjustable shelves are 3/4" thick.

apex series

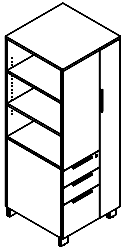
Freestanding Storage



Left Personal Bookcase Storage Cabinet,
Silver Feet, Box/Box/File, Locking (Specify black or white feet)

Model#	Depth	Width	Height	# of Shelves	Weight	Cube	Price
APPBSC2054L	20"	24"	54"	3	178	15	\$1,887
APPBSC2065L	20"	24"	65"	5	208	19	\$1,959
APPBSC2454L	24"	24"	54"	3	198	18	\$1,913
APPBSC2465L	24"	24"	65"	5	229	22	\$1,998

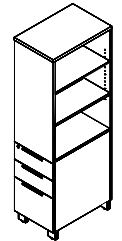
Silver feet are standard. For black feet upgrade add APUFEETB, for white feet add APUFEETW.
* No coat rack. 2 Adjustable shelves on long compartment on 54"H, and 3-adjustable shelves on 65"H.
Optional face lock for hinged door available, add MMFL...\$90. Adjustable shelves are 3/4" thick.



Right Personal Bookcase Storage Cabinet,
Silver Feet, Box/Box/File, Locking (Specify black or white feet)

Model#	Depth	Width	Height	# of Shelves	Weight	Cube	Price
APPBSC2054R	20"	24"	54"	3	178	15	\$1,887
APPBSC2065R	20"	24"	65"	5	208	19	\$1,959
APPBSC2454R	24"	24"	54"	3	198	18	\$1,913
APPBSC2465R	24"	24"	65"	5	229	22	\$1,998

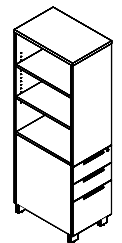
Silver feet are standard. For black feet upgrade add APUFEETB, for white feet add APUFEETW.
* No coat rack. 2 Adjustable shelves on long compartment on 54"H, and 3-adjustable shelves on 65"H.
Optional face lock for hinged door available, add MMFL...\$90. Adjustable shelves are 3/4" thick.



Left Single Personal Bookcase Cabinet,
Silver Feet, Box/Box/File, Locking (Specify black or white feet)

Model#	Depth	Width	Height	# of Shelves	Weight	Cube	Price
APBCPS2054L	20"	16"	54"	1	126	10	\$1,774
APBCPS2065L	20"	16"	65"	2	143	13	\$1,829
APBCPS2454L	24"	16"	54"	1	137	12	\$1,867
APBCPS2465L	24"	16"	65"	2	157	15	\$1,925

Silver feet are standard. For black feet upgrade add APUFEETB, for white feet add APUFEETW.
Adjustable shelves are 3/4" thick.



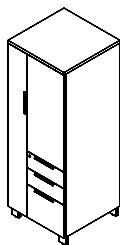
Right Single Personal Bookcase Cabinet,
Silver Feet, Box/Box/File, Locking (Specify black or white feet)

Model#	Depth	Width	Height	# of Shelves	Weight	Cube	Price
APBCPS2054R	20"	16"	54"	1	126	10	\$1,774
APBCPS2065R	20"	16"	65"	2	143	13	\$1,829
APBCPS2454R	24"	16"	54"	1	137	12	\$1,867
APBCPS2465R	24"	16"	65"	2	157	15	\$1,925

Silver feet are standard. For black feet upgrade add APUFEETB, for white feet add APUFEETW.
Adjustable shelves are 3/4" thick.

apex series

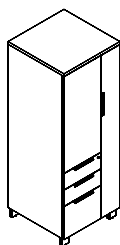
Freestanding Storage



Left Personal Wardrobe Cabinet,
Silver Feet, Box/Box/File, Locking (Specify black or white Feet)

Model#	Depth	Width	Height	# of Shelves	Weight	Cube	Price
APWCP2454L	24"	24"	54"	1	208	18	\$1,945
APWCP2465L	24"	24"	65"	2	239	22	\$2,037

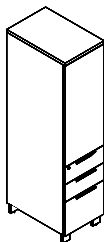
Silver feet are standard. For black feet upgrade add APUFEETB, for white feet add APUFEETW.
* Coat rack bar in long compartment included. Adjustable shelves are 3/4" thick.
Optional face lock for hinged door available (two required), add MMFL...\$90/ea.



Right Personal Wardrobe Cabinet,
Silver Feet, Box/Box/File, Locking (Specify black or white Feet)

Model#	Depth	Width	Height	# of Shelves	Weight	Cube	Price
APWCP2454R	24"	24"	54"	1	208	18	\$1,945
APWCP2465R	24"	24"	65"	2	239	22	\$2,037

Silver feet are standard. For black feet upgrade add APUFEETB, for white feet add APUFEETW.
* Coat rack bar in long compartment included. Adjustable shelves are 3/4" thick.
Optional face lock for hinged door available (2 required), add MMFL...\$90/ea.



Left Single Storage Cabinet,
Silver Feet, Box/Box/File, Locking (Specify black or white Feet)

Model#	Depth	Width	Height	# of Shelves	Weight	Cube	Price
APBCV2054L	20"	16"	54"	1	136	10	\$1,953
APBCV2065L	20"	16"	65"	2	153	13	\$2,032
APBCV2454L	24"	16"	54"	1	147	12	\$2,037
APBCV2465L	24"	16"	65"	2	167	15	\$2,097

Silver feet are standard. For black feet upgrade add APUFEETB, for white feet add APUFEETW.
Optional face lock for hinged door available, add MMFL...\$90. Adjustable shelves are 3/4" thick.



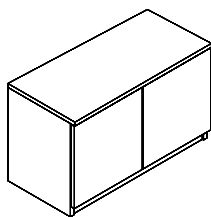
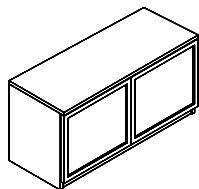
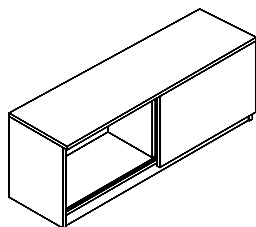
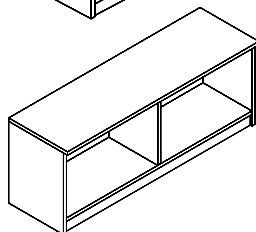
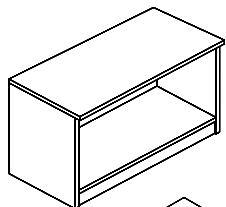
Right Single Storage Cabinet,
Silver Feet, Box/Box/File, Locking (Specify black or white Feet)

Model#	Depth	Width	Height	# of Shelves	Weight	Cube	Price
APBCV2054R	20"	16"	54"	1	136	10	\$1,953
APBCV2065R	20"	16"	65"	2	153	13	\$2,032
APBCV2454R	24"	16"	54"	1	147	12	\$2,037
APBCV2465R	24"	16"	65"	2	167	15	\$2,097

Silver feet are standard. For black feet upgrade add APUFEETB, for white feet add APUFEETW.
Optional face lock for hinged door available, add MMFL...\$90. Adjustable shelves are 3/4" thick.

apex series

Overhead Storage



Wall Mount Cabinet, No Doors, with Fascia

Model#	Depth	Width	Height	Weight	Cube	Price
APCFOH030	14 3/4"	30"	18 1/2"	47	5	\$623
APCFOH036	14 3/4"	36"	18 1/2"	53	6	\$740
APCFOH042	14 3/4"	42"	18 1/2"	63	7	\$858
APCFOH048	14 3/4"	48"	18 1/2"	69	8	\$911

Optional tasklight APTSKLTX24...add \$222. 42"W & 48"W cabinet has center divider.
Requires professional installation and must be mounted to wall stud.
35lb. weight capacity distributed evenly.

Wall Mount Cabinet with One Sliding Door, with Fascia

Model#	Depth	Width	Height	Weight	Cube	Price
APCFOHS30	14 3/4"	30"	18 1/2"	58	5	\$864
APCFOHS36	14 3/4"	36"	18 1/2"	65	6	\$983
APCFOHS42	14 3/4"	42"	18 1/2"	71	7	\$1,102
APCFOHS48	14 3/4"	48"	18 1/2"	78	8	\$1,174

* No lock available. Optional tasklight APTSKLTX24...add \$222.
Requires professional installation and must be mounted to wall stud.
35lb. weight capacity distributed evenly.

Wall Mount Cabinet with Frosted Glass Doors, with Fascia

Model#	Depth	Width	Height	Weight	Cube	Price
APCFOHG36	14 3/4"	36"	18 1/2"	63	6	\$1,127

* No lock available. Optional tasklight APTSKLTX24...add \$222.
Requires professional installation and must be mounted to wall stud.
35lb. weight capacity distributed evenly.

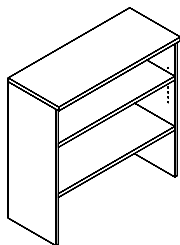
Wall Mount Cabinet with Laminate Hinged Doors, with Fascia

Model#	Depth	Width	Height	# of Doors	Weight	Cube	Price
APCFOHD30	14 3/4"	30"	18 1/2"	2	58	5	\$911
APCFOHD36	14 3/4"	36"	18 1/2"	2	67	6	\$936
APCFOHD42	14 3/4"	42"	18 1/2"	2	79	7	\$1,075
APCFOHD48	14 3/4"	48"	18 1/2"	4	87	8	\$1,108

Optional tasklight APTSKLTX24...add \$222.
Optional face lock available (two required for 42" & 48" wide) add MMFL...\$90 each.
Requires professional installation and must be mounted to wall stud.
35lb. weight capacity distributed evenly.

apex series

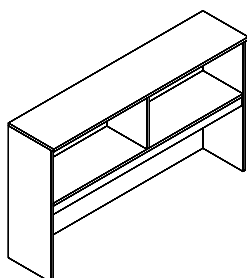
Hutches



Bookcase Hutch, 1-Fixed and 1-Adjustable Shelf

Model#	Depth	Width	Height	Weight	Cube	Price
APBCH36	14"	36"	36"	79	11	\$520

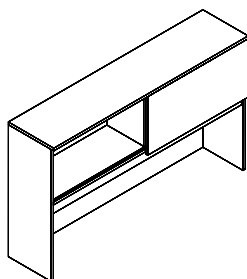
Bottom clearance 12"H.
35lb. weight capacity distributed evenly.



Hutch, No Doors, with Fascia

Model#	Depth	Width	Height	Weight	Cube	Price
APH36ND	14"	36"	36"	71	11	\$688
APH42ND	14"	42"	36"	84	13	\$766
APH48ND	14"	48"	36"	92	14	\$846
APH54ND	14"	54"	36"	100	16	\$884
APH60ND	14"	60"	36"	109	18	\$924
APH66ND	14"	66"	36"	116	20	\$977
APH72ND	14"	72"	36"	125	21	\$1,028

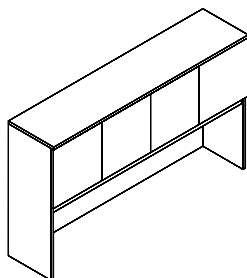
Optional tasklight APTSKLTX24...add \$222.
Bottom clearance 17 1/4" from fascia.
35lb. weight capacity distributed evenly.



Hutch with One Sliding Door, with Fascia

Model#	Depth	Width	Height	Weight	Cube	Price
APH36SD	14"	36"	36"	81	11	\$989
APH42SD	14"	42"	36"	92	13	\$1,061
APH48SD	14"	48"	36"	99	14	\$1,133
APH54SD	14"	54"	36"	108	16	\$1,205
APH60SD	14"	60"	36"	118	18	\$1,278
APH72SD	14"	72"	36"	136	21	\$1,350

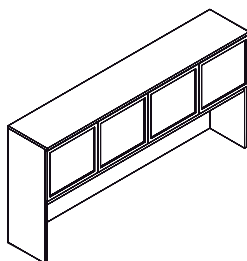
* No lock available. Optional tasklight APTSKLTX24...add \$222.
Bottom clearance 17 1/4" from fascia.
35lb. weight capacity distributed evenly.



Hutch with Laminate Hinged Doors, with Fascia

Model#	Depth	Width	Height	# of Doors	Weight	Cube	Price
APH36WD	14"	36"	36"	2	83	11	\$884
APH42WD	14"	42"	36"	2	98	13	\$996
APH48WD	14"	48"	36"	4	108	14	\$1,119
APH54WD	14"	54"	36"	4	118	16	\$1,174
APH60WD	14"	60"	36"	4	129	18	\$1,224
APH66WD	14"	66"	36"	4	139	20	\$1,300
APH72WD	14"	72"	36"	4	149	21	\$1,351

Optional tasklight APTSKLTX24...add \$222.
Optional face locks (two locks are required for 42"W & 4 door hutches) MMFL...add \$90 each.
Bottom clearance 17 1/4" from fascia.
35lb. weight capacity distributed evenly.



Hutch with Frosted Glass Doors, with Fascia

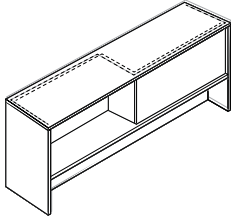
Model#	Depth	Width	Height	# of Doors	Weight	Cube	Price
APH36WG	14"	36"	36"	2	82	11	\$1,133
APH72WG	14"	72"	36"	4	145	21	\$1,923

* No lock available. Optional tasklight APTSKLTX24...add \$222.
Bottom clearance 17 1/4" from fascia.
35lb. weight capacity distributed evenly.

NOTE: If placing hutch on L-unit return, leg support is required, email our Design Department.

apex series

Hutches




Two-Sided Hutch with Open Shared Bins

Model#	Depth	Width	Height	Weight	Cube	Price
APHSB60	14"	60"	25"	84	13	\$1,002
APHSB66	14"	66"	25"	91	14	\$1,042
APHSB72	14"	72"	25"	97	15	\$1,081

Bottom clearance 9"H. Optional tackboards available for lower and upper section. 35lb. weight capacity distributed evenly.

Tasklight






Tasklight, Black (Additional option for hutch or wall mount cabinets)

Model#	Depth	Width	Height	Weight	Cube	Price
APTSCLTX24	7/8"	24 1/2"	1 7/8"	1	1	\$222

LED light. Inter connect to other lights, can link up to 6 units max. One grommet is included on hutch back panel.

Tackboards

Tackboard (For hutches with 36" height)

Model#	Depth	Width	Height	Hutch Width	Weight	Cube	Price
APTKBD1936	1/2"	34"	19"	36"	6	1	\$367
APTKBD1942	1/2"	40"	19"	42"	7	1	\$458
 APTKBD1948	1/2"	46"	19"	48"	8	1	\$485
APTKBD1954	1/2"	52"	19"	54"	9	1	\$498
 APTKBD1960	1/2"	58"	19"	60"	10	1	\$563
APTKBD1966	1/2"	64"	19"	66"	11	1	\$603
 APTKBD1972	1/2"	70"	19"	72"	12	1	\$643

For underground fabrics add 25%.

Tackboard (Lower) for Two Sided Hutch

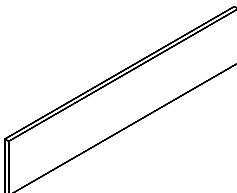
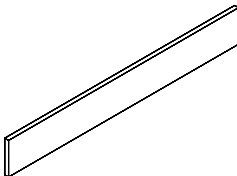
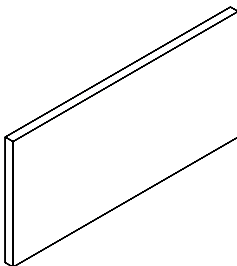
Model#	Depth	Width	Height	Hutch Width	Weight	Cube	Price
APTKBD0860	1/2"	58"	8"	60"	5	1	\$373
APTKBD0866	1/2"	64"	8"	66"	5	1	\$399
APTKBD0872	1/2"	70"	8"	72"	5	1	\$431

Fits APHSB hutch only. 2 lower tackboards required on 2 sided hutch. For underground fabrics add 25%.

Tackboard (Upper) for Two Sided Hutch

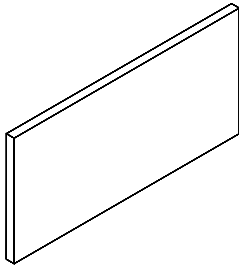
Model#	Depth	Width	Height	Hutch Width	Weight	Cube	Price
APTKBD1530	1/2"	29"	15"	60"	4	1	\$348
APTKBD1533	1/2"	32"	15"	66"	5	1	\$367
APTKBD1536	1/2"	35"	15"	72"	5	1	\$393

Fits APHSB hutch only. 2 upper tackboards required on 2 sided hutch. For underground fabrics add 25%.



apex series

Tackboards

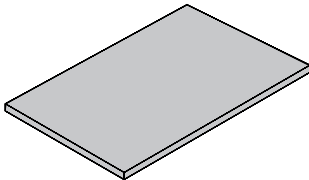


Tackboard (For 15"H TFM privacy screens)

Model#	Depth	Width	Height	Weight	Cube	Price
APTKBD1029	1/2"	28"	10"	3	1	\$334
APTKBD1035	1/2"	34"	10"	4	1	\$353
APTKBD1041	1/2"	40"	10"	4	1	\$441
APTKBD1047	1/2"	46"	10"	5	1	\$467
APTKBD1053	1/2"	52"	10"	5	1	\$478
15 APTKBD1059	1/2"	58"	10"	6	1	\$542
15 APTKBD1065	1/2"	64"	10"	6	1	\$579

For underground fabrics add 25%.

Cushions

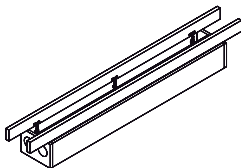


Cushion (Standard fabrics)

Model#	Depth	Width	Height	Fits Pedestal Depth	Weight	Cube	Price
15 APCUH2016	19"	16"	1"	20"	4	1	\$271
15 APCUH2416	23"	16"	1"	24"	5	1	\$289
APCUH2030	19"	30"	1"	20"	7	1	\$308
APCUH2430	23"	30"	1"	24"	8	1	\$328
15 APCUH2036	19"	36"	1"	20"	8	1	\$340
15 APCUH2436	23"	36"	1"	24"	10	1	\$362

16"W for pedestal, 30"W & 36"W for credenza. Design to fit Apex pedestal only.
For underground fabrics add 25%.

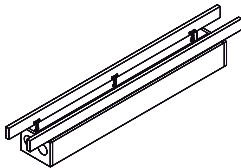
Wire Management



Middle Wire Management Trough with Hinged Doors

Model#	Depth	Width	Height	Weight	Cube	Price
APWMTM48	10"	36"	8"	47	3	\$650
APWMTM60	10"	48"	8"	58	3	\$774
APWMTM66	10"	54"	8"	63	4	\$864
APWMTM72	10"	60"	8"	69	4	\$970

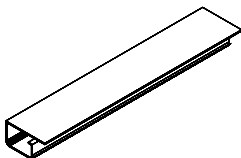
* To be used between square panel bases. Grommet holes on left and right side.
Designed to fit shared worksurfaces only.



Outer Wire Management Trough with Hinged Doors

Model#	Depth	Width	Height	Weight	Cube	Price
APWMT048	10"	35"	8"	47	3	\$635
15 APWMT060	10"	47"	8"	58	3	\$759
APWMT066	10"	53"	8"	63	4	\$851
15 APWMT072	10"	59"	8"	69	4	\$956

* To be used between one metal support leg and one square panel base.
Grommet holes one side only. Designed to fit shared worksurfaces only.



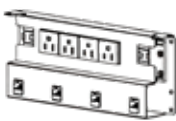
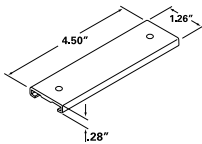
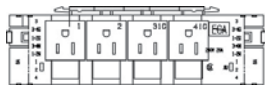
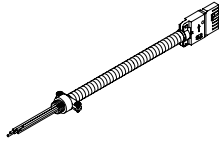
Plastic Wire Management Trough, Black

Model#	Depth	Width	Height	Weight	Cube	Price
APPWM12	2"	12"	1"	1	1	\$24
APPWM18	2"	18"	1"	1	1	\$24

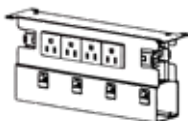
Color: Black only. Field installed below worksurface with #8 x 1" wood screws (supplied).

apex series

Data/Power Management



AP SBS4



AP SBD8



Electrical Starter Cable (8-wire, 4-circuit)

Model#	Depth	Width	Height	Weight	Cube	Price
APESC72	1"	72"	1"	3	1	\$226

Must be connected to a building electrical supply by licensed electrician. (40) outlets maximum per single feed. (Available for freestanding trough)

Daisy Chain Electrical Cable

Model#	Depth	Width	Height	Fits Trough	Weight	Cube	Price
APDCE24	1"	24"	1"		2	1	\$159
APDCE36	1"	28"	1"		2	1	\$183
APDCE48	1"	40"	1"	48"	2	1	\$203
APDCE54	1"	46"	1"		2	1	\$226
APDCE60	1"	52"	1"	54"	3	1	\$226
APDCE66	1"	58"	1"	66"	3	1	\$242
APDCE72	1"	64"	1"	72"	3	1	\$249

Daisy chain available for freestanding trough

Split Cable (8-wire, 4-circuit)

Model#	Depth	Width	Height	Color	Weight	Cube	Price
AP SFC12	1"	12"	1"	Metal	1	1	\$149

Used to split into two directions as a "Y" coupler.

Single-Sided Power Box (4-Power outlets)

Model#	Depth	Width	Height	Weight	Cube	Price
AP S S P B4	1 1/4"	9 5/16"	2 1/4"	1	1	\$177

Can be mounted below worksurfaces or in wire management troughs. Includes (1) circuit 1, (1) circuit 2, (1) circuit IG, (1) circuit 4. (Available for freestanding trough)

Double-Sided Power Box (8-Power outlets)

Model#	Depth	Width	Height	Weight	Cube	Price
AP S S P B8	2"	8 7/16"	2 1/2"	1	1	\$289

Can be mounted below worksurfaces only. Includes (2) circuit 1, (2) circuit 2, (2) circuit IG, (2) circuit 4. (1) mounting bracket MB

Power Module Single and Double Sided Data Ready Units

Model#	Depth	Width	Height	Color	Weight	Cube	Price
AP SBS4	1 5/8"	10 1/2"	4 1/2"	Silver	1	1	\$857
AP SBD8	2 1/2"	10 1/2"	4 1/2"	Silver	1	1	\$954

No cut out required. Field install under worksurface or onto a Modesty Panel. Mount hardware included. Date Hardwire Jack CAT 6. Black with Orange Bezel. AP SBS4: 4 power outlets and 4 RJ45. AP SBD8: 8 power outlets and 4 RJ45 (4 blank caps).

Vertebra Wire Management

Model#	Depth	Width	Height	Weight	Cube	Price
AP VMT28	4"	4"	28"	1	1	\$208

Wire management from floor to underside of work surface (Field installed). Finish: Silver. (Available for freestanding trough)

Rectangular Power Grommet (1-Power, 2-Power USB with adapter, 108" cord)

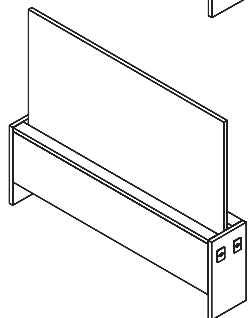
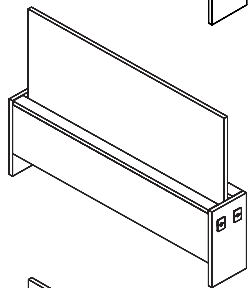
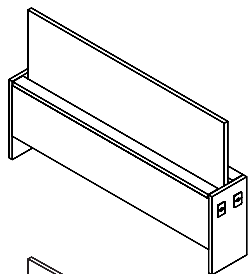
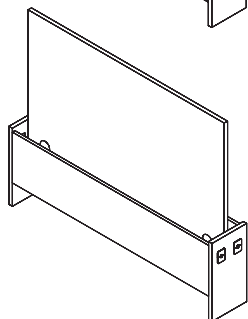
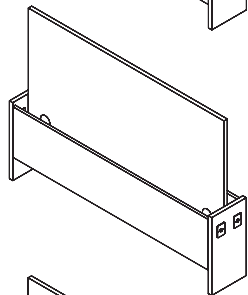
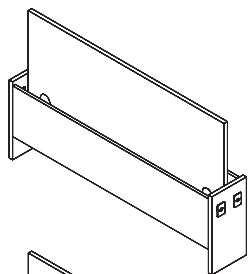
Model#	Depth	Width	Height	Color	Weight	Cube	Price
AP R P G1B	2 1/4"	3 3/4"	3"	Black	2	1	\$448
AP R P G1S	2 1/4"	3 3/4"	3"	Silver	2	1	\$448
AP R P G1GW	2 1/4"	3 3/4"	3"	Gloss White	2	1	\$448

apex freestanding troughs



NOTE: Freestanding Troughs Mix Color Option is N/A.

Trough with Center Panel



Trough No Doors with Center Panel, 36"H

Model#	Depth	Width	Height	Price
APWMT4836ND	10"	48"	20/36"	\$743
APWMT5436ND	10"	54"	20/36"	\$776
APWMT6036ND	10"	60"	20/36"	\$811
APWMT6636ND	10"	66"	20/36"	\$844
APWMT7236ND	10"	72"	20/36"	\$883

Silver Square Grommet: 2-left & right end panel, 6 grommet holes inside trough

Trough No Doors with Center Panel, 42"H

Model#	Depth	Width	Height	Price
APWMT4842ND	10"	48"	20/42"	\$769
APWMT5442ND	10"	54"	20/42"	\$808
APWMT6042ND	10"	60"	20/42"	\$844
APWMT6642ND	10"	66"	20/42"	\$883
APWMT7242ND	10"	72"	20/42"	\$922

Silver Square Grommet: 2-left & right end panel, 6 grommet holes inside trough

Trough No Doors with Center Panel, 48"H

Model#	Depth	Width	Height	Price
APWMT4848ND	10"	48"	20/48"	\$796
APWMT5448ND	10"	54"	20/48"	\$838
APWMT6048ND	10"	60"	20/48"	\$876
APWMT6648ND	10"	66"	20/48"	\$918
APWMT7248ND	10"	72"	20/48"	\$960

Silver Square Grommet: 2-left & right end panel, 6 grommet holes inside trough

Trough with Doors & Center Panel

Trough with Hinged Doors and Center Panel, 36"H

Model#	Depth	Width	Height	Price
APWMT4836WD	10"	48"	20/36"	\$1,016
APWMT5436WD	10"	54"	20/36"	\$1,058
APWMT6036WD	10"	60"	20/36"	\$1,101
APWMT6636WD	10"	66"	20/36"	\$1,139
APWMT7236WD	10"	72"	20/36"	\$1,180

Silver Square Grommet: 2-left & right end panel, 6 grommet holes inside trough

Trough with Hinged Doors and Center Panel, 42"H

Model#	Depth	Width	Height	Price
APWMT4842WD	10"	48"	20/42"	\$1,043
APWMT5442WD	10"	54"	20/42"	\$1,088
APWMT6042WD	10"	60"	20/42"	\$1,130
APWMT6642WD	10"	66"	20/42"	\$1,176
APWMT7242WD	10"	72"	20/42"	\$1,219

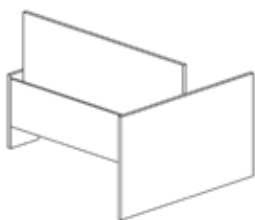
Silver Square Grommet: 2-left & right end panel, 6 grommet holes inside trough

Trough with Hinged Doors and Center Panel, 48"H

Model#	Depth	Width	Height	Price
APWMT4848WD	10"	48"	20/48"	\$1,071
APWMT5448WD	10"	54"	20/48"	\$1,119
APWMT6048WD	10"	60"	20/48"	\$1,165
APWMT6648WD	10"	66"	20/48"	\$1,210
APWMT7248WD	10"	72"	20/48"	\$1,260

Silver Square Grommet: 2-left & right end panel, 6 grommet holes inside trough

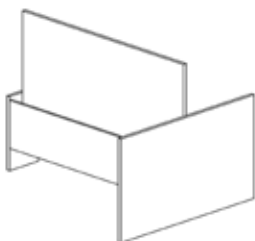
Trough with Center Panel & End Panel



Trough No Doors with Center Panel and 48"W End Panel, 36"H

Model#	Depth	Width	Height	Price
APWMT4836ND48	10"	48"	20/36"	\$951
APWMT5436ND48	10"	54"	20/36"	\$984
APWMT6036ND48	10"	60"	20/36"	\$1,018
APWMT6636ND48	10"	66"	20/36"	\$1,052
APWMT7236ND48	10"	72"	20/36"	\$1,090

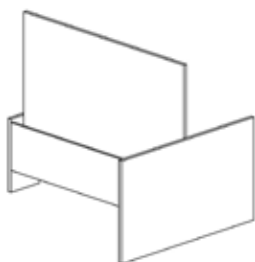
48"W end panel is 28"H. Silver Square Grommet: 2-on 20"H end panel, 6 grommet holes Inside Trough



Trough No Doors with Center Panel and 48"W End Panel, 42"H

Model#	Depth	Width	Height	Price
APWMT4842ND48	10"	48"	20/42"	\$977
APWMT5442ND48	10"	54"	20/42"	\$1,015
APWMT6042ND48	10"	60"	20/42"	\$1,052
APWMT6642ND48	10"	66"	20/42"	\$1,090
APWMT7242ND48	10"	72"	20/42"	\$1,129

48"W end panel is 28"H. Silver Square Grommet: 2-on 20"H end panel, 6 grommet holes Inside Trough

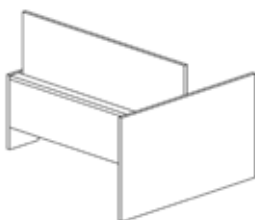


Trough No Doors with Center Panel and 48"W End Panel, 48"H

Model#	Depth	Width	Height	Price
APWMT4848ND48	10"	48"	20/48"	\$1,002
APWMT5448ND48	10"	54"	20/48"	\$1,045
APWMT6048ND48	10"	60"	20/48"	\$1,083
APWMT6648ND48	10"	66"	20/48"	\$1,126
APWMT7248ND48	10"	72"	20/48"	\$1,167

48"W end panel is 28"H. Silver Square Grommet: 2-on 20"H end panel, 6 grommet holes Inside Trough

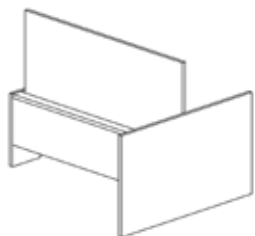
Trough with Doors, Center Panel & End Panel



Trough with Hinged Doors Center Panel and 48"W End Panel, 36"H

Model#	Depth	Width	Height	Price
APWMT4836WD48	10"	48"	20/36"	\$1,224
APWMT5436WD48	10"	54"	20/36"	\$1,266
APWMT6036WD48	10"	60"	20/36"	\$1,308
APWMT6636WD48	10"	66"	20/36"	\$1,346
APWMT7236WD48	10"	72"	20/36"	\$1,388

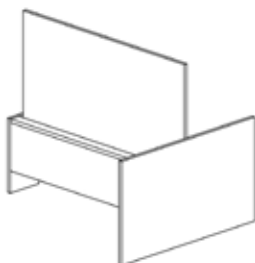
48"W end panel is 28"H. Silver Square Grommet: 2-on 20"H end panel, 6 grommet holes Inside Trough



Trough with Hinged Doors Center Panel and 48"W End Panel, 42"H

Model#	Depth	Width	Height	Price
APWMT4842WD48	10"	48"	20/42"	\$1,251
APWMT5442WD48	10"	54"	20/42"	\$1,296
APWMT6042WD48	10"	60"	20/42"	\$1,338
APWMT6642WD48	10"	66"	20/42"	\$1,383
APWMT7242WD48	10"	72"	20/42"	\$1,426

48"W end panel is 28"H. Silver Square Grommet: 2-on 20"H end panel, 6 grommet holes Inside Trough

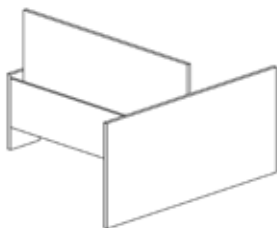


Trough with Hinged Doors Center Panel and 48"W End Panel, 48"H

Model#	Depth	Width	Height	Price
APWMT4848WD48	10"	48"	20/48"	\$1,278
APWMT5448WD48	10"	54"	20/48"	\$1,331
APWMT6048WD48	10"	60"	20/48"	\$1,373
APWMT6648WD48	10"	66"	20/48"	\$1,418
APWMT7248WD48	10"	72"	20/48"	\$1,467

48"W end panel is 28"H. Silver Square Grommet: 2-on 20"H end panel, 6 grommet holes Inside Trough

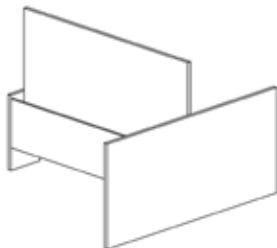
Trough with Center Panel & End Panel



Trough No Doors with Center Panel and 60"W End Panel, 36"H

Model#	Depth	Width	Height	Price
APWMT4836ND60	10"	48"	20/36"	\$991
APWMT5436ND60	10"	54"	20/36"	\$1,025
APWMT6036ND60	10"	60"	20/36"	\$1,060
APWMT6636ND60	10"	66"	20/36"	\$1,092
APWMT7236ND60	10"	72"	20/36"	\$1,131

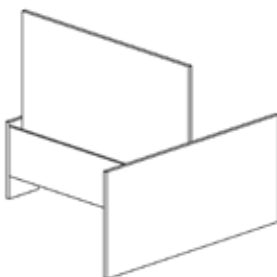
60"W end panel is 28"H. Silver Square Grommet: 2-on 20"H end panel, 6 grommet holes inside trough



Trough No Doors with Center Panel and 60"W End Panel, 42"H

Model#	Depth	Width	Height	Price
APWMT4842ND60	10"	48"	20/42"	\$1,017
APWMT5442ND60	10"	54"	20/42"	\$1,055
APWMT6042ND60	10"	60"	20/42"	\$1,092
APWMT6642ND60	10"	66"	20/42"	\$1,131
APWMT7242ND60	10"	72"	20/42"	\$1,169

60"W end panel is 28"H. Silver Square Grommet: 2-on 20"H end panel, 6 grommet holes inside trough

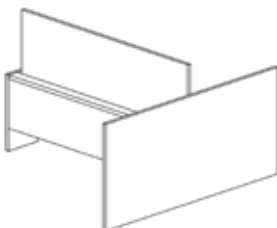


Trough No Doors with Center Panel and 60"W End Panel, 48"H

Model#	Depth	Width	Height	Price
APWMT4848ND60	10"	48"	20/48"	\$1,044
APWMT5448ND60	10"	54"	20/48"	\$1,085
APWMT6048ND60	10"	60"	20/48"	\$1,123
APWMT6648ND60	10"	66"	20/48"	\$1,166
APWMT7248ND60	10"	72"	20/48"	\$1,207

60"W end panel is 28"H. Silver Square Grommet: 2-on 20"H end panel, 6 grommet holes inside trough

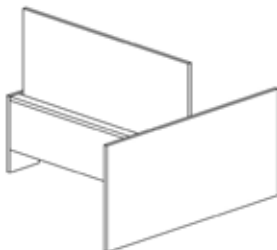
Trough with Doors, Center Panel & End Panel



Trough with Hinged Doors Center Panel and 60"W End Panel, 36"H

Model#	Depth	Width	Height	Price
APWMT4836WD60	10"	48"	20/36"	\$1,264
APWMT5436WD60	10"	54"	20/36"	\$1,307
APWMT6036WD60	10"	60"	20/36"	\$1,348
APWMT6636WD60	10"	66"	20/36"	\$1,387
APWMT7236WD60	10"	72"	20/36"	\$1,429

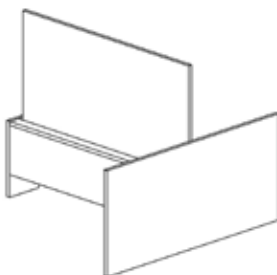
60"W end panel is 28"H. Silver Square Grommet: 2-on 20"H end panel, 6 grommet holes inside trough



Trough with Hinged Doors Center Panel and 60"W End Panel, 42"H

Model#	Depth	Width	Height	Price
APWMT4842WD60	10"	48"	20/42"	\$1,291
APWMT5442WD60	10"	54"	20/42"	\$1,337
APWMT6042WD60	10"	60"	20/42"	\$1,379
APWMT6642WD60	10"	66"	20/42"	\$1,424
APWMT7242WD60	10"	72"	20/42"	\$1,466

60"W end panel is 28"H. Silver Square Grommet: 2-on 20"H end panel, 6 grommet holes inside trough

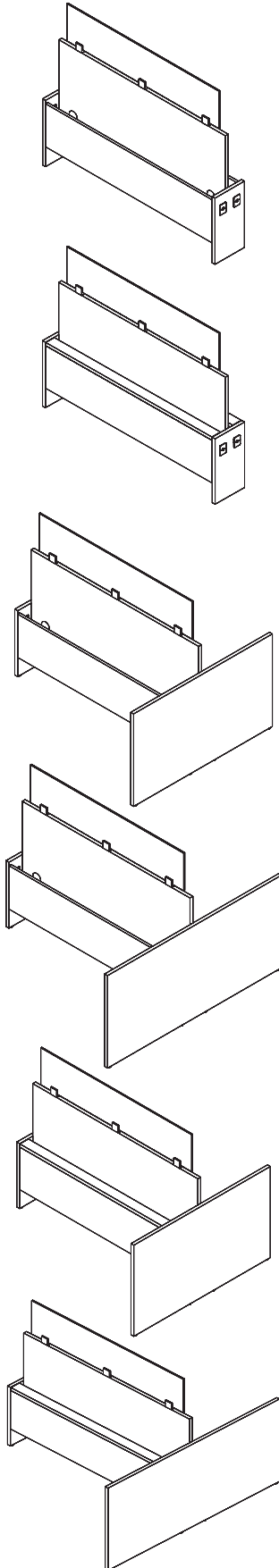


Trough with Hinged Doors Center Panel and 60"W End Panel, 48"H

Model#	Depth	Width	Height	Price
APWMT4848WD60	10"	48"	20/48"	\$1,318
APWMT5448WD60	10"	54"	20/48"	\$1,369
APWMT6048WD60	10"	60"	20/48"	\$1,413
APWMT6648WD60	10"	66"	20/48"	\$1,459
APWMT7248WD60	10"	72"	20/48"	\$1,508

60"W end panel is 28"H. Silver Square Grommet: 2-on 20"H end panel, 6 grommet holes inside trough

Trough with Center Panel & Privacy Screen (Privacy Screen Adds 12"H to Height)



Trough No Doors with Center Panel & Frosted Acrylic Screen, 36"H

Model#	Depth	Width	Height	Privacy Screen	Price
APWMT4836NDPS	10"	48"	20/36"	APPSU48	\$1,192
APWMT5436NDPS	10"	54"	20/36"	APPSU54	\$1,419
APWMT6036NDPS	10"	60"	20/36"	APPSU60	\$1,460
APWMT6636NDPS	10"	66"	20/36"	APPSU66	\$1,500
APWMT7236NDPS	10"	72"	20/36"	APPSU72	\$1,543

Silver Square Grommet: 2-left & right end panel, 6 grommet holes inside trough

Trough with Hinged Doors, Center Panel & Frosted Acrylic Screen, 36"H

Model#	Depth	Width	Height	Privacy Screen	Price
APWMT4836WDPS	10"	48"	20/36"	APPSU48	\$1,465
APWMT5436WDPS	10"	54"	20/36"	APPSU54	\$1,701
APWMT6036WDPS	10"	60"	20/36"	APPSU60	\$1,748
APWMT6636WDPS	10"	66"	20/36"	APPSU66	\$1,794
APWMT7236WDPS	10"	72"	20/36"	APPSU72	\$1,837

Silver Square Grommet: 2-left & right end panel, 6 grommet holes inside trough

Trough with Center Panel, Privacy Screen & End Panel (Privacy Screen Adds 12"H to Height)

Trough No Doors with Center Panel, 48"W End Panel & Frosted Acrylic Screen, 36"H

Model#	Depth	Width	Height	Privacy Screen	Price
APWMT4836ND48PS	10"	48"	20/36"	APPSU48	\$1,399
APWMT5436ND48PS	10"	54"	20/36"	APPSU54	\$1,626
APWMT6036ND48PS	10"	60"	20/36"	APPSU60	\$1,668
APWMT6636ND48PS	10"	66"	20/36"	APPSU66	\$1,707
APWMT7236ND48PS	10"	72"	20/36"	APPSU72	\$1,752

48"W end panel is 28"H. Silver Square Grommet: 2-on 20"H end panel, 6 grommet holes inside trough

Trough No Doors with Center Panel, 60"W End Panel & Frosted Acrylic Screen, 36"H

Model#	Depth	Width	Height	Privacy Screen	Price
APWMT4836ND60PS	10"	48"	20/36"	APPSU48	\$1,439
APWMT5436ND60PS	10"	54"	20/36"	APPSU54	\$1,668
APWMT6036ND60PS	10"	60"	20/36"	APPSU60	\$1,708
APWMT6636ND60PS	10"	66"	20/36"	APPSU66	\$1,747
APWMT7236ND60PS	10"	72"	20/36"	APPSU72	\$1,793

60"W end panel is 28"H. Silver Square Grommet: 2-on 20"H end panel, 6 grommet holes inside trough

Trough w/Hinged Doors Center Panel, 48"W End Panel & Frosted Acrylic Screen, 36"H

Model#	Depth	Width	Height	Privacy Screen	Price
APWMT4836WD48PS	10"	48"	20/36"	APPSU48	\$1,673
APWMT5436WD48PS	10"	54"	20/36"	APPSU54	\$1,910
APWMT6036WD48PS	10"	60"	20/36"	APPSU60	\$1,957
APWMT6636WD48PS	10"	66"	20/36"	APPSU66	\$2,001
APWMT7236WD48PS	10"	72"	20/36"	APPSU72	\$2,048

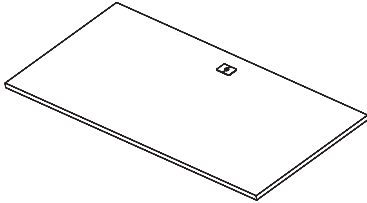
48"W end panel is 28"H. Silver Square Grommet: 2-on 20"H end panel, 6 grommet holes inside trough

Trough w/Hinged Doors Center Panel, 60"W End Panel & Frosted Acrylic Screen, 36"H

Model#	Depth	Width	Height	Privacy Screen	Price
APWMT4836WD60PS	10"	48"	20/36"	APPSU48	\$1,714
APWMT5436WD60PS	10"	54"	20/36"	APPSU54	\$1,950
APWMT6036WD60PS	10"	60"	20/36"	APPSU60	\$1,998
APWMT6636WD60PS	10"	66"	20/36"	APPSU66	\$2,042
APWMT7236WD60PS	10"	72"	20/36"	APPSU72	\$2,090

60"W end panel is 28"H. Silver Square Grommet: 2-on 20"H end panel, 6 grommet holes inside trough

Worksurfaces for Freestanding Troughs (For Freestanding Troughs)

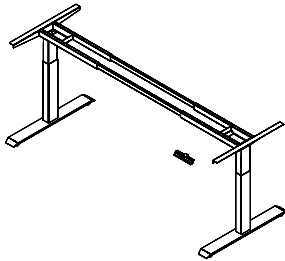


Rectangular Worksurfaces, Square Silver Grommet

Model#	Depth	Width	Height	Trough Width	Price
APRT2447	24"	47"	1"	48"	\$274
APRT2453	24"	53"	1"	54"	\$347
APRT2459	24"	59"	1"	60"	\$363
APRT2465	24"	65"	1"	66"	\$389
APRT2471	24"	71"	1"	72"	\$407
APRT3047	30"	47"	1"	48"	\$301
APRT3053	30"	53"	1"	54"	\$389
APRT3059	30"	59"	1"	60"	\$399
APRT3065	30"	65"	1"	66"	\$432
APRT3071	30"	71"	1"	72"	\$455

Center silver square grommet standard. Tops are designed to fit freestanding troughs.

Adjustable Bases (For Worksurfaces)

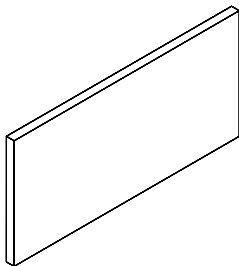


Adjustable Height Electrical Base

Model#	Base(D)	Base (W)	Height	Fits Top Size	Color	Weight	Cube	Price
MMLEGAHE24S	22"	47-72"	23 1/2-49"	24"D-72"W	Silver	64	1	\$1,407
MMLEGAHE24B	22"	47-72"	23 1/2-49"	24"D-72"W	Black	64	1	\$1,407
MMLEGAHE24W	22"	47-72"	23 1/2-49"	24"D-72"W	White	64	1	\$1,407
MMLEGAHE30S	28"	47-72"	23 1/2-49"	30"D-72"W	Silver	64	1	\$1,407
MMLEGAHE30B	28"	47-72"	23 1/2-49"	30"D-72"W	Black	64	1	\$1,407
MMLEGAHE30W	28"	47-72"	23 1/2-49"	30"D-72"W	White	64	1	\$1,407

2 Stage base.

Tackboards (For Freestanding Trough Center Panels)



Tackboard (For 42"H & 48"H troughs)


Model#	Depth	Width	Height	Fits Trough Width	Price
APTKBD1948	1/2"	46"	19"	48"W	\$485
APTKBD1954	1/2"	52"	19"	54"W	\$498
APTKBD1960	1/2"	58"	19"	60"W	\$563
APTKBD1966	1/2"	64"	19"	66"W	\$603
APTKBD1972	1/2"	70"	19"	72"W	\$643

Tackboard fabric options refer to pricer p. 212. Tackboards N/A for 36"H troughs.

apex series

Apex Accessories and Upgrades

HPL Modesty & Privacy
Screen, HPL Color Options TFM Standard Colors



Handle



APH1
Smooth, curved edge handle in brushed aluminum

Power Management



APSSPB4/ APSSPB8
Single sided power box with four power outlets/
Double sided power box with eight power outlets



APESC72
System hardware electrical
starter cable



APDCE
Daisy chain electrical cable



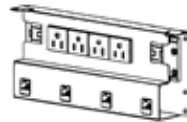
APSFC12
Split Cable



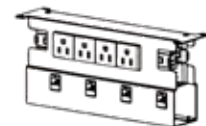
APRPG
Rectangular Power Grommet



APVMT28
Vertebra Wire Manager



APSBS4
Power Module Single Sided
Data Ready



APSBD8
Power Module Double Sided
Data Ready

Grommet



APRG15
Standard Rectangular Grommet - Silver

NOTE: Freestanding Troughs Mix Color Options is N/A.

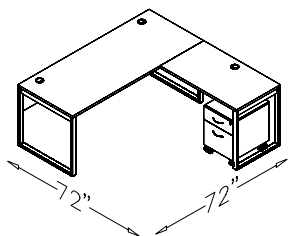
summit series



Summit for the common workspace, private or home office.

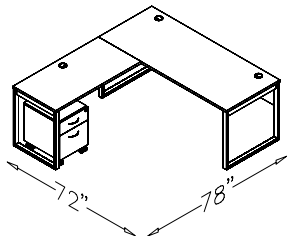
summit series

Configurations



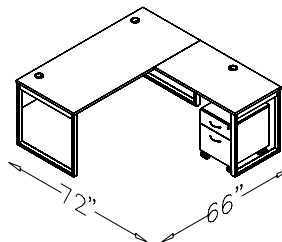
SM1R

Qty	Part #	Unit Price	Extended Price
1	SMTR3072	\$375	\$375
1	SMTR2442	\$282	\$282
2	SMDSL30	\$202	\$404
1	SMDSL24	\$174	\$174
1	SMTRM72	\$127	\$127
1	SMGANG1	\$43	\$43
1	SMPEDAX20	\$787	\$787
Total			\$2,192



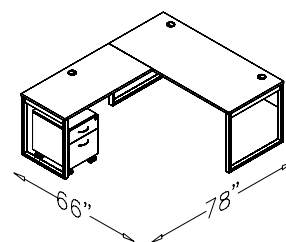
SM2L

Qty	Part #	Unit Price	Extended Price
1	SMTR3072	\$375	\$375
1	SMTR2448	\$295	\$295
2	SMDSL30	\$202	\$404
1	SMDSL24	\$174	\$174
1	SMTRM72	\$127	\$127
1	SMGANG1	\$43	\$43
1	SMPEDAX20	\$787	\$787
Total			\$2,205



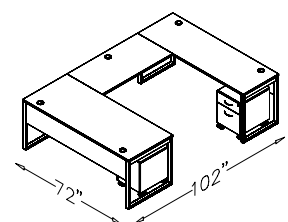
SM3R

Qty	Part #	Unit Price	Extended Price
1	SMTR3066	\$357	\$357
1	SMTR2442	\$282	\$282
2	SMDSL30	\$202	\$404
1	SMDSL24	\$174	\$174
1	SMTRM66	\$118	\$118
1	SMGANG1	\$43	\$43
1	SMPEDAX20	\$787	\$787
Total			\$2,165



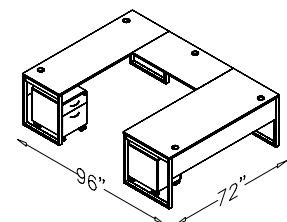
SM4L

Qty	Part #	Unit Price	Extended Price
1	SMTR3066	\$357	\$357
1	SMTR2448	\$295	\$295
2	SMDSL30	\$202	\$404
1	SMDSL24	\$174	\$174
1	SMTRM66	\$118	\$118
1	SMGANG1	\$43	\$43
1	SMPEDAX20	\$787	\$787
Total			\$2,178



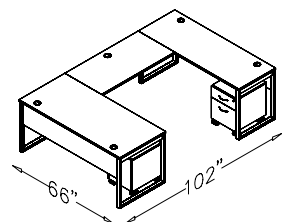
SM5

Qty	Part #	Unit Price	Extended Price
1	SMTR3072	\$375	\$375
1	SMTR2448	\$295	\$295
1	SMTR2472	\$370	\$370
2	SMDSL30	\$202	\$404
2	SMDSL24	\$174	\$348
2	SMTRM72	\$127	\$254
1	SMGANG2	\$85	\$85
2	SMPEDAX20	\$787	\$1,574
Total			\$3,705



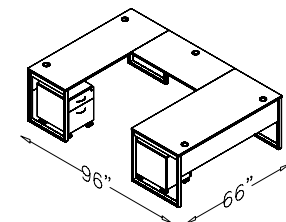
SM6

Qty	Part #	Unit Price	Extended Price
1	SMTR3072	\$375	\$375
1	SMTR2442	\$282	\$282
1	SMTR2472	\$370	\$370
2	SMDSL30	\$202	\$404
2	SMDSL24	\$174	\$348
2	SMTRM72	\$127	\$254
1	SMGANG2	\$85	\$85
2	SMPEDAX20	\$787	\$1,574
Total			\$3,692



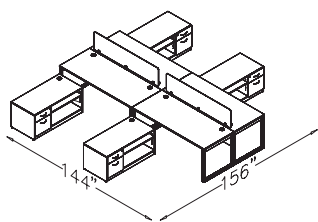
SM7

Qty	Part #	Unit Price	Extended Price
1	SMTR3066	\$357	\$357
1	SMTR2448	\$295	\$295
1	SMTR2466	\$335	\$335
2	SMDSL30	\$202	\$404
2	SMDSL24	\$174	\$348
2	SMTRM66	\$118	\$236
1	SMGANG2	\$85	\$85
2	SMPEDAX20	\$787	\$1,574
Total			\$3,634



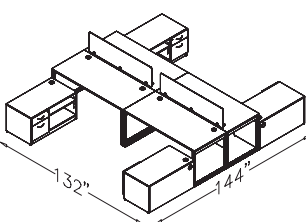
SM8

Qty	Part #	Unit Price	Extended Price
1	SMTR3066	\$357	\$357
1	SMTR2442	\$282	\$282
1	SMTR2466	\$335	\$335
2	SMDSL30	\$202	\$404
2	SMDSL24	\$174	\$348
2	SMTRM66	\$118	\$236
1	SMGANG2	\$85	\$85
2	SMPEDAX20	\$787	\$1,574
Total			\$3,621



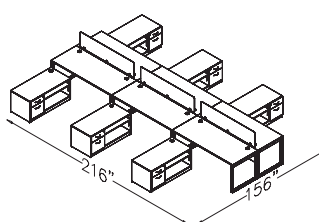
SM9

Qty	Part #	Unit Price	Extended Price
4	SMTR3072	\$375	\$1,500
8	SMDSL30	\$202	\$1,616
4	SMTRM72	\$127	\$508
2	SMPSU72	\$384	\$768
2	SMSBF2448L	\$1,516	\$3,032
2	SMSBF2448R	\$1,516	\$3,032
Total			\$10,456



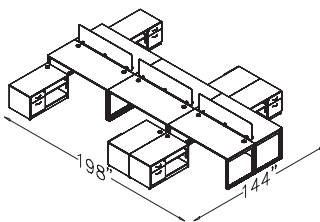
SM10

Qty	Part #	Unit Price	Extended Price
4	SMTR3066	\$357	\$1,428
8	SMDSL30	\$202	\$1,616
4	SMTRM66	\$118	\$472
2	SMPSU66	\$346	\$692
2	SMSBF2442L	\$1,484	\$2,968
2	SMSBF2442R	\$1,484	\$2,968
Total			\$10,144



SM11

Qty	Part #	Unit Price	Extended Price
6	SMTR3072	\$375	\$2,250
12	SMDSL30	\$202	\$2,424
6	SMTRM72	\$127	\$762
3	SMPSU72	\$384	\$1,152
3	SMSBF2448L	\$1,516	\$4,548
3	SMSBF2448R	\$1,516	\$4,548
Total			\$15,684

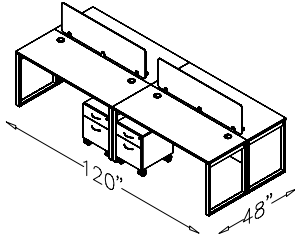


SM12

Qty	Part #	Unit Price	Extended Price
6	SMTR3066	\$357	\$2,142
12	SMDSL30	\$202	\$2,424
6	SMTRM66	\$118	\$708
3	SMPSU66	\$346	\$1,038
3	SMSBF2442L	\$1,484	\$4,452
3	SMSBF2442R	\$1,484	\$4,452
Total			\$15,216

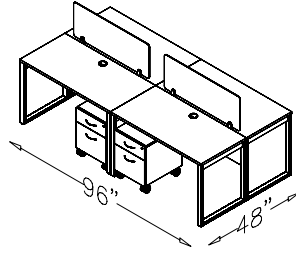
summit series

Configurations



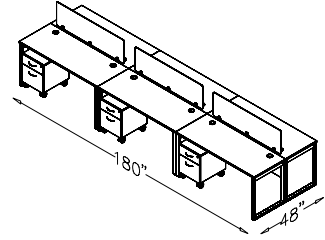
SM13

Qty	Part #	Unit Price	Extended Price
4	SMTR2460	\$323	\$1,292
8	SMDSL24	\$174	\$1,392
4	SMTRM60	\$111	\$444
2	SMPSU60	\$346	\$692
4	SMPEDAX20	\$787	\$3,148
Total			\$6,968



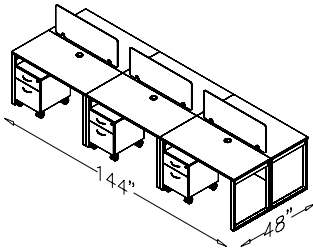
SM14

Qty	Part #	Unit Price	Extended Price
4	SMTR2448	\$295	\$1,180
8	SMDSL24	\$174	\$1,392
4	SMTRM48	\$91	\$364
2	SMPSU48	\$308	\$616
4	SMPEDAX20	\$787	\$3,148
Total			\$6,700



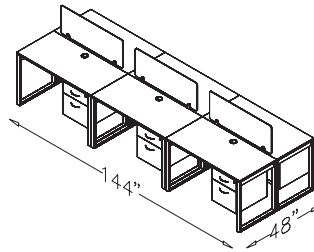
SM15

Qty	Part #	Unit Price	Extended Price
6	SMTR2460	\$323	\$1,938
12	SMDSL24	\$174	\$2,088
6	SMTRM60	\$111	\$666
3	SMPSU60	\$346	\$1,038
6	SMPEDAX20	\$787	\$4,722
Total			\$10,452



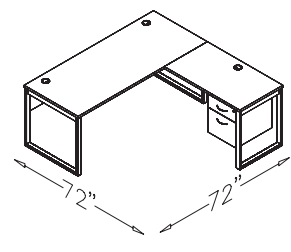
SM16

Qty	Part #	Unit Price	Extended Price
6	SMTR2448	\$295	\$1,770
12	SMDSL24	\$174	\$2,088
6	SMTRM48	\$91	\$546
3	SMPSU48	\$308	\$924
6	SMPEDAX20	\$787	\$4,722
Total			\$10,050



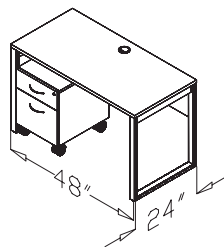
SM17

Qty	Part #	Unit Price	Extended Price
6	SMTR2448	\$295	\$1,770
12	SMDSL24	\$174	\$2,088
6	SMTRM48	\$91	\$546
3	SMPSU48	\$308	\$924
3	SMPEDBF20L	\$606	\$1,818
3	SMPEDBF20R	\$606	\$1,818
Total			\$8,964



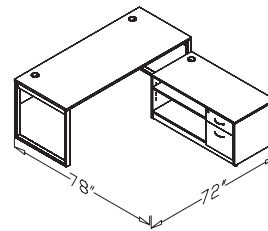
SM18R

Qty	Part #	Unit Price	Extended Price
1	SMTR3072	\$375	\$375
1	SMTR2442	\$282	\$282
2	SMDSL30	\$202	\$404
1	SMDSL24	\$174	\$174
1	SMTRM72	\$127	\$127
1	SMGANG1	\$43	\$43
1	SMPEDBF20R	\$606	\$606
Total			\$2,011



SM19

Qty	Part #	Unit Price	Extended Price
1	SMTR2448	\$295	\$295
2	SMDSL24	\$174	\$348
1	SMTRM48	\$91	\$91
1	SMPEDAX20	\$787	\$787
Total			\$1,521



SM20R

Qty	Part #	Unit Price	Extended Price
1	SMTR3072	\$375	\$375
2	SMDSL30	\$202	\$404
1	SMTRM72	\$127	\$127
1	SMSBF2448R	\$1,516	\$1,516
Total			\$2,422

summit series

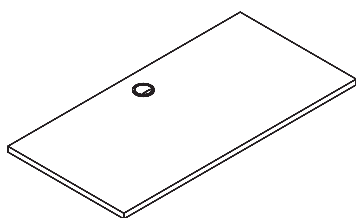
Effective January 01, 2020/2021

Summit Series (SM) | 5 Day Lead Time | No customs, changes or design work

Standard Features: Items ship separately for field installation. Tops & Credenzas have silver grommets. Tops have no pre-drilled holes. Pedestals & Credenzas with Box/File have a face lock & H3S silver handles. One stabilizer bar is standard with tops 60"W, 66"W & 72"W (must order with modesty). Modesty panel must be ordered for tops, unless tops are being used as a bridge or return top. If unit is freestanding, modesty panel is required.

Color Options : 20 Standard TFM colors, two colors may be specified. See Summit color option, p. 217. For inlayed tops, specify top color & top edge color. Specify base color and drawer front color. Woodgrain colors, grain runs horizontal on all tops.

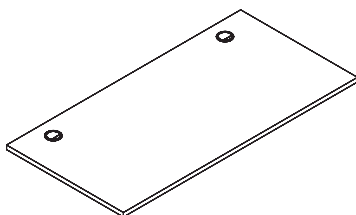
Worksurfaces



Rectangular Top Square Corners, Center Grommet

Model#	Depth	Width	Height	Weight	Cube	Price
SMTR2436	24"	36"	1"	23	1	\$271
SMTR2442	24"	42"	1"	27	1	\$282
SMTR2448	24"	48"	1"	30	1	\$295

One Silver Grommet center of top, 4" from approach. No pre-drilled holes.
Change Grommet color to Black, add SMUGR234B N/C.
Freestanding units require modesty, see p. 7. No modesty is required for bridge or return top.

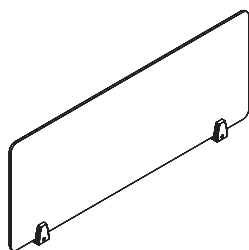


Rectangular Top Square Corners, Left & Right Grommet (1 Stabilizer Bar SMSB35)

Model#	Depth	Width	Height	Weight	Cube	Price
SMTR2460	24"	60"	1"	38	1	\$323
SMTR2466	24"	66"	1"	42	1	\$335
SMTR2472	24"	72"	1"	45	1	\$370
SMTR3060	30"	60"	1"	47	1	\$323
SMTR3066	30"	66"	1"	52	2	\$357
SMTR3072	30"	72"	1"	57	2	\$375

Two Silver Grommets. Left & Right side of top. All tops require modesty, see P. 214.
24"D tops, grommets are 4" from approach. 30"D tops, grommets are 8 1/2" from approach.
SMSB35: One Stabilizer Bar is standard with 60"W, 66"W & 72"W tops. Must order with Modesty.
No pre-drilled holes. Change Grommet color to Black, add SMUGR234B N/C.

Privacy Screens



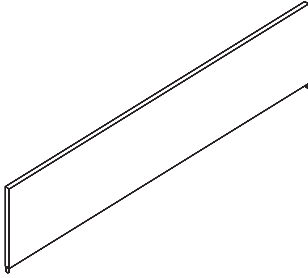
Frosted Acrylic Privacy Screen, Two Mounting Clips

Model#	Depth	Width	Height	Fits Top	Weight	Cube	Price
SMPSU24	1/4"	22"	15"	24"D	4	1	\$200
SMPSU30	1/4"	28"	15"	30"D	6	1	\$258
SMPSU36	1/4"	34"	15"	36"W	7	1	\$277
SMPSU48	1/4"	45"	15"	48"W	9	1	\$308
SMPSU60	1/4"	58"	15"	60"W	11	1	\$346
SMPSU66	1/4"	64"	15"	66"W	12	1	\$346
SMPSU72	1/4"	69"	15"	72"W	13	1	\$384

Includes mounting hardware for field installation. Width is approximate.

summit series

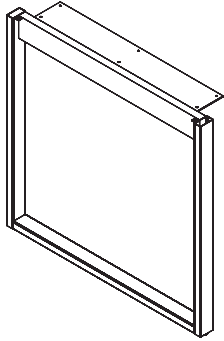
Modesty Panels



Modesty Panel TFM, Edge Banded 3-Sides

Model#	Depth	Width	Height	Fits Top	Weight	Cube	Price
SMTRM36	3/4"	31 3/4"	12"	36"W	12	1	\$82
SMTRM42	3/4"	37 3/4"	12"	42"W	14	1	\$87
SMTRM48	3/4"	43 3/4"	12"	48"W	15	1	\$91
SMTRM60	3/4"	55 3/4"	12"	60"W	19	1	\$111
SMTRM66	3/4"	61 3/4"	12"	66"W	21	1	\$118
SMTRM72	3/4"	67 3/4"	12"	72"W	23	1	\$127

Grain runs horizontal. Includes mounting hardware to field install underside top & legs with L-brackets.

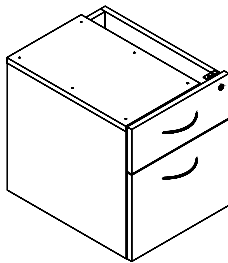


Metal Legs

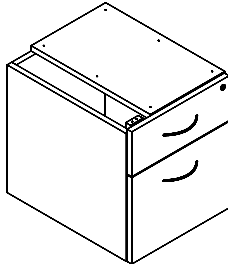
D-Shape Metal Leg 2", Silver

Model#	Depth	Width	Height	Fits Top	Weight	Cube	Price
SMDSL24	24"	2"	28"	24"D	26	3	\$174
SMDSL30	30"	2"	28"	30"D	29	4	\$202

Includes hardware for field installation. Legs are designed to accept modesty (must order with modesty). One Stabilizer Bar is standard with 60"W, 66"W & 72"W tops (must order with modesty).



Right mount
(SMPEDBF20R)




Left mount
(SMPEDBF20L)

Pedestals

Mounting Box/File Pedestal, Finished All Sides (Right Face Lock, H3S Handles)

Model#	Depth	Width	Height	Fits Top	Weight	Cube	Price
SMPEDBF20R	20"	16"	18 3/4"	24 - 30"D	65	5	\$606
SMPEDBF20L	20"	16"	18 3/4"	24 - 30"D	65	5	\$606

Standard Right Face Lock. Handle Option: Specify H3B-H10S, H10B & H14 N/C. For Apex Handles add APH1 \$64 List per handle. Mounting hardware ships separately for field install.



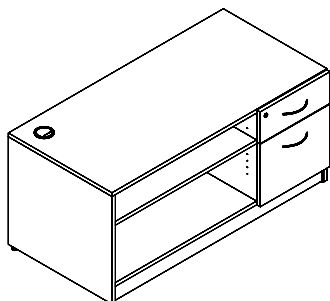
Mobile Pedestal Box/File, with Casters (Right Face Lock, H3S Handles)

Model#	Depth	Width	Height	Fits Top	Weight	Cube	Price
SMPEDAX20	20"	16"	21"	24 - 30"D	73	5	\$787

Handle Option: Specify H3B-H10S, H10B & H14 N/C. For Apex handles, add APH1 \$64 List ea.

summit series

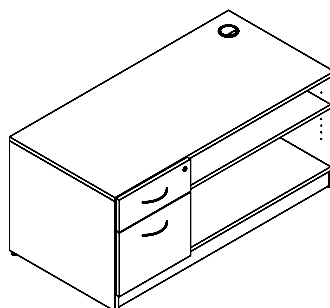
Low Credenzas



Credenza Right Box/File Pedestal, Left Opening 1-Ajustable Shelf
(Face Lock, H3S Silver Handles & 2-Grommets)

Model#	Depth	Width	Height	Weight	Cube	Price
SMSBF2442R	24"	42"	21"	150	13	\$1,484
SMSBF2448R	24"	48"	21"	167	16	\$1,516

Handle Option: Specify H3B-H10S, H10B & H14 N/C. For Apex handles, add APH1 \$64 List ea.
Silver Grommets located on the left side of the top & back panel.
Change Grommet color to Black, add SMUGR234B N/C.

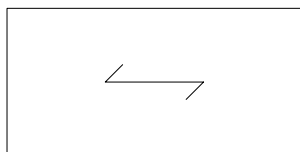


Credenza Left Box/File Pedestal, Right Opening 1-Ajustable Shelf
(Face Lock, H3S Silver Handles & 2-Grommets)

Model#	Depth	Width	Height	Weight	Cube	Price
SMSBF2442L	24"	42"	21"	150	13	\$1,484
SMSBF2448L	24"	48"	21"	167	16	\$1,516

Handle Option: Specify H3B-H10S, H10B & H14 N/C. For Apex handles, add APH1 \$64 List ea.
Silver Grommets located on the right side of the top & back panel.
Change Grommet color to Black, add SMUGR234B N/C.

Conference



Rectangular Conference Top, Square Corners (1" thick, no pre-drill holes)

Model#	Depth	Width	Height	Top	Legs & Modesty (req.)	Weight	Cube	Price
SMRE4296	42"	96"	1"	1pc	SMDSL24 SMTRM60	111	3	\$672
SMRE4896	48"	96"	1"	1pc	SMDSL24 SMTRM60	127	3	\$917
SMRE48120	48"	120"	1"	1pc	SMDSL24 SMTRM72	158	4	\$1,170

Tops require (2) D-Shape Legs 2" and (2) Modesties (not included). For pricing, see P. 214.

Data/Power Management

(Option to add on conference tables top only)



Round Power Grommet (1-Power, 2-Power USB, 1-switching adapter, 60" cord)

Model#	Depth	Width	Surface Hole Diameter	Color	Weight	Cube	Price
NAPRGR3B	3 1/2"	3 1/2"	3 3/16"	Black	2	1	\$204
NAPRGR3S	3 1/2"	3 1/2"	3 3/16"	Silver	2	1	\$204

For conference table tops only. Specify cut-out left, center or right side. See P. 216.



Metal Power Management Unit

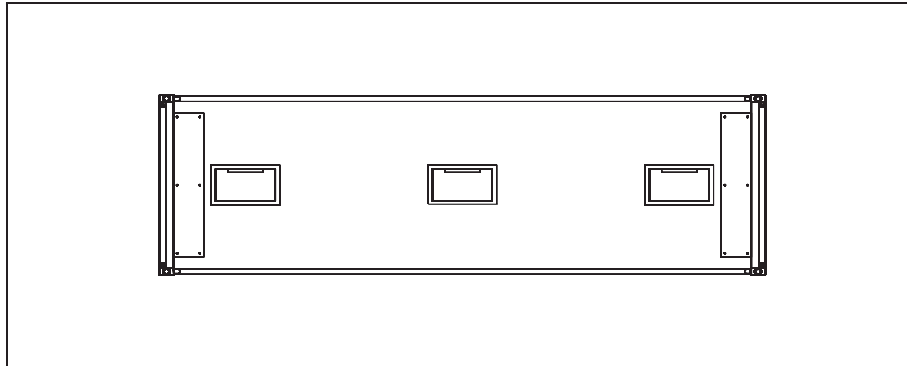
(2-Power, 1-Data, 2-Power USB with adapter, 1-HDMI, 1-RJ45, 1-RJ11)

Model#	Dimensions	Color	Weight	Cube	Price
MMPWRDLX2S	5 3/8"D x 9"W	Brushed Silver	2	1	\$1,254
MMPWRDLX2B	5 3/8"D x 9"W	Black	2	1	\$1,254

Metal Silver finish. Includes top cutout (Horizontal).
For conference table tops only. Specify cut-out location left, center or right side. See P. 216.
Note: Includes 8 wire-management clips.
Data capability CAT6. Surge protected - 6' cord.

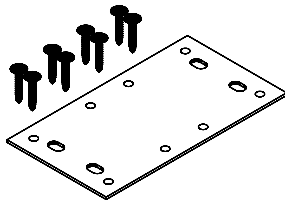
summit series

Conference Data / Power Cut Out Reference Guide



Specify cut-out location: Left, center or right side

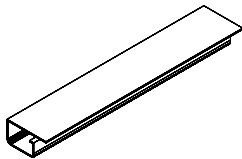
Accessories



Connecting Hardware (Brackets & Wood Screws)

Model#	Depth	Width	Height	Brackets & Screws	Weight	Cube	Price
SMGANG1	4"	6"	1/4"	2 16	2	1	\$43
SMGANG2	4"	6"	1/4"	4 32	3	1	\$85

Required if connecting tops. To be field installed.
Specify SMGANG1 if connecting return tops, SMGANG2 if connecting bridge tops.



Plastic Wire Management Trough, Black

Model#	Depth	Width	Height	Weight	Cube	Price
SMPWM12	2"	12"	1"	1	1	\$24
SMPWM18	2"	18"	1"	1	1	\$35

Field installed under tops with #8x1" wood screw (supplied) Available in black only.

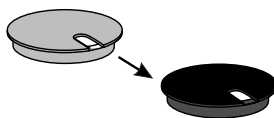
Options



Curved Edge Apex Handle, Brushed Aluminum Finish

Model#	Hole Center	Width	Weight	Cube	Price
APH1	1 5/8"	7 7/8"	1	1	\$64/ea.

Handle upgrade.



Change Grommet Color from Standard Silver to Black

Model#	Color	Depth	Width	Surface Hole Diameter	Price
SMUGR234B	Black Plastic	3"	3"	2 3/4"	N/C

Specify black grommet color. Silver grommet standard, black grommet optional at no charge.

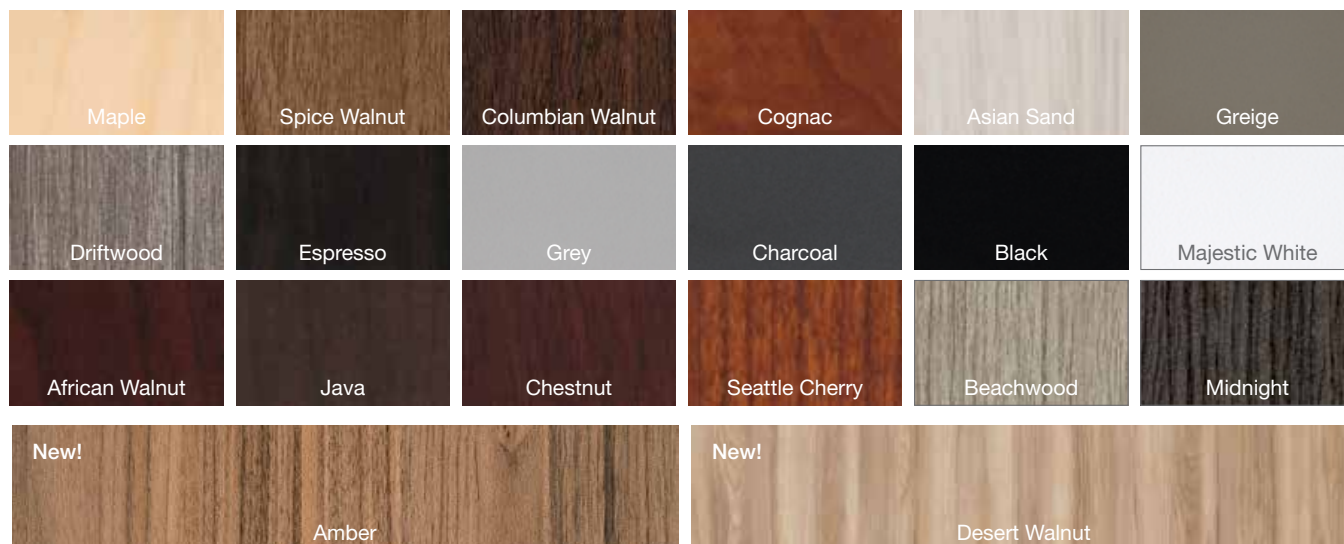
Assemble

Assembly Option (For shell desk and credenza shell)

Model#	Price
SMASSEMBLY FEE	\$75/ea.

Assemble 2-legs and 1-modesty to 1-top. 1-Stabilizer bar is included with 60"W, 66"W & 72"W tops.

summit color option



Two colors may be specified. HPL colors and three-color options are not available.

standard handle options



conference data / power management



Round Power Grommet



Metal Power Management Unit

gravity series



Gravity, where the forces of design and function are drawn together. Create the perfect environment in a corporate, home or an open plan office.

Standard Features

MMH10S Silver Handles, Grommets and Locks are standard where shown on items/line drawings.




Bar Square Handle Silver
(MMH10S)



Power Grommet Silver
(NAPRGR3S)





Silver Grommet
(GRGR234S)



Edge Detail/Silver Spacers

Product Specifications

- Floating appearance 1" thick tops, 2mm thermally-fused PVC edge banding.
- Rectangular top and end panels or curved top and curved end panels style.
- Desks and Bridges ½ TFM Modesty Panel.
- Silver power grommets on returns, bridges, and low credenzas tops.
- Standard H10S silver. Choice of handles H3S – H10B & H14.
- Standard silver locks on all pedestals and freestanding storage.
- Standard silver spacers, silver tapered feet. Silver mounting clips on screens/modesty.
- 20 standard color options.
- Lead time  days. Bright color options  days.

STANDARD FEATURES AND OPTIONS

Note: Options must be specified on order.

- MMH10S silver handles, silver grommets and locks are standard where shown and specified on items/line drawings.
- Grommets, upgrade color from silver to black, no charge.
- Lock numbers (#101-115) are randomly assigned, specify key-alike at no charge.
- Spacers and tapered feet available in black and white at no charge. Spacers will match feet color.
- Mounting clips for privacy screens/modesty available in black and white at no charge.
- Full modesty panel upgrade available on desks, credenzas & bridges.

STANDARD HANDLE OPTIONS



Crescent Black
(MMH3B)



Crescent Silver
(MMH3S)



Elliptical Black
(MMH5B)



Elliptical Silver
(MMH5S)



Crescent Textured Nickel
(MMH6)



Flared Nickel
(MMH7)



Bow Handle
(MMH8)



Curved Handle
(MMH9)



Bar Handle
(MMH14)



Bar Square Handle Black
(MMH10B)



Bar Square Handle Silver
(MMH10S)

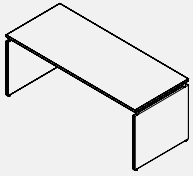
Note: H10S silver handles and silver grommets will be provided, unless otherwise specified.

Note: Line Drawings shown are a resemblance to finished product. Product designs may vary. Discounts are different between factories.

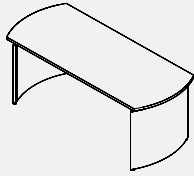
gravity series

Statement of Line

DESKS

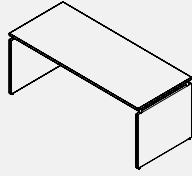


GRN_



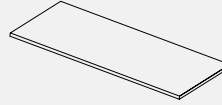
GRNC_

CREDENZAS



GRN_

WORKSURFACES

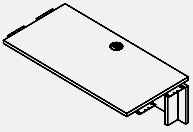


GRRW_



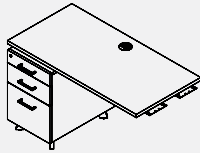
GRRRW_

BRIDGES

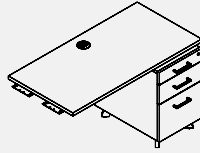


GRBR_

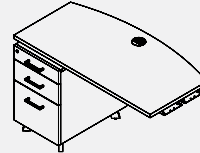
RETURNS



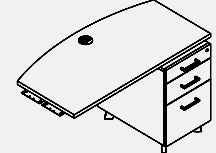
GRRE_ L



GRRE_ R



GRRT_ L

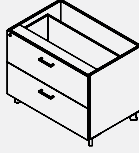


GRRT_ R

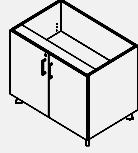
SUPPORTING PEDESTALS



GRPEDE_

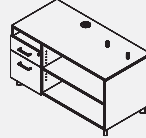


GRPEDLF_

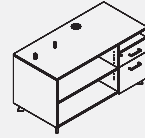


GRPEDHDC_

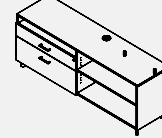
SUPPORTING LOW CREDENZAS



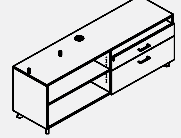
GRSSBF_ L



GRSSBF_ R

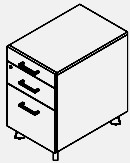


GRSSBL_ L

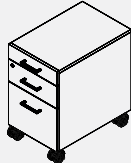


GRSSBL_ R

FREESTANDING PEDESTALS

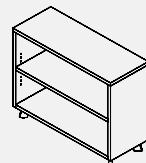


GRPEDEM_

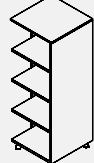


GRPEDEX_

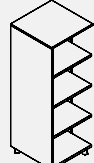
FREESTANDING BOOKCASES



GRBC_

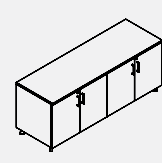


GRBCC_ L

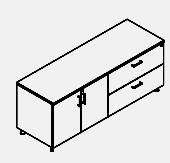


GRBCC_ R

FREESTANDING STORAGE CREDENZAS

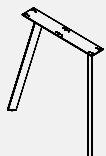


GRC_ 1FP



GRC_ 9FP

METAL LEGS



GROTL_



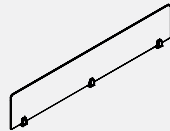
GRSPL28

STABILIZER BAR

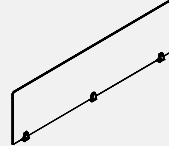


GRSB_

FROSTED & CLEAR PRIVACY SCREENS/MODESTY



GRPSF_ 12
GRPSC_ 12

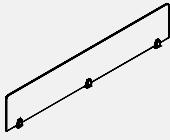


GRPSF_ 18
GRPSC_ 18

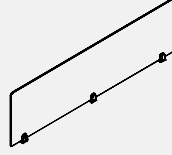
gravity series

Statement of Line

TFM & HPL PRIVACY SCREENS/MODESTY

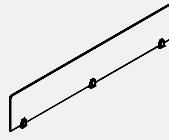


GRPSW_12
GRPSHP_12

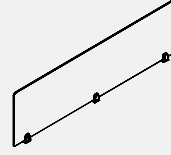


GRPSW_18
GRPSHP_18

TACKABLE FABRIC/MARKERBOARD PRIVACY SCREENS

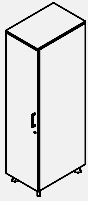


GRPSTB_12
GRPSMB_12

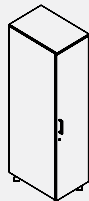


GRPSTB_18
GRPSMB_18

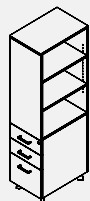
FREESTANDING STORAGE CABINETS / PERSONAL BOOKCASE CABINETS



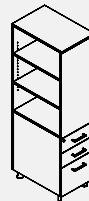
GRSTS_..._L



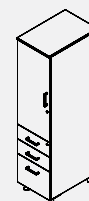
GRSTS_..._R



GRBCPS_..._L



GRBCPS_..._R

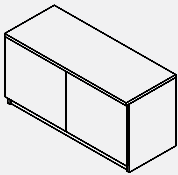


GRBCV_..._L

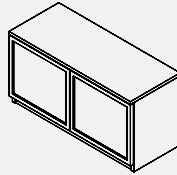


GRBCV_..._R

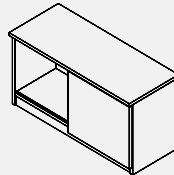
OVERHEAD STORAGE CABINETS



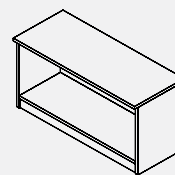
GRCFOHD_...



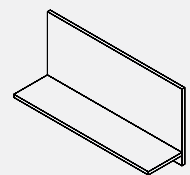
GRCFOHG36



GRCFOHS_...

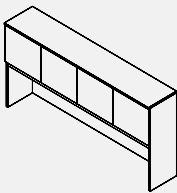


GRCFOHO_...

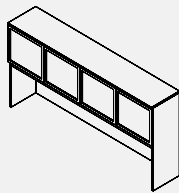


GRCFOS_...

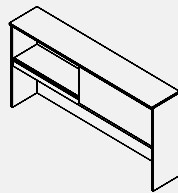
HUTCHES



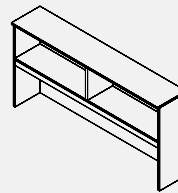
GRH_..._WD



GRH72WG

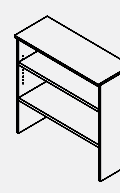


GRH_..._SD



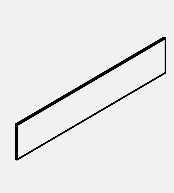
GRH_..._ND

BOOKCASE HUTCH



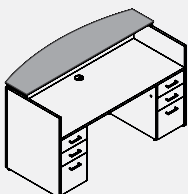
GRBCH36

TACKBOARD

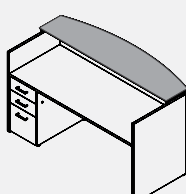


MMTKBD_...

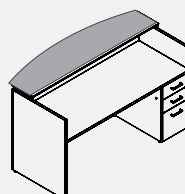
RECEPTIONS



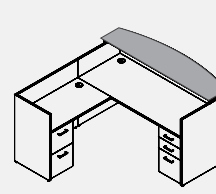
GRCAD3072



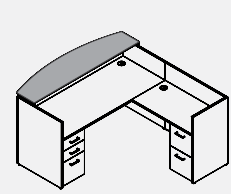
GRCAS3072L



GRCAS3072R



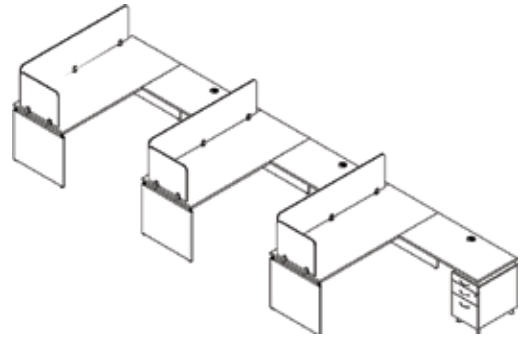
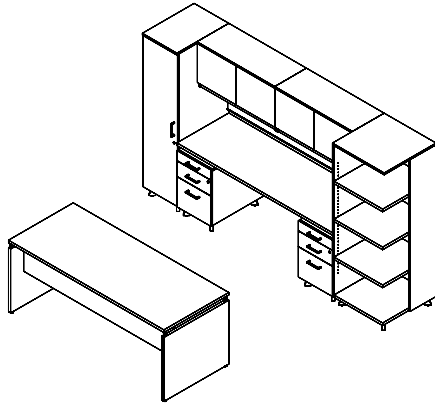
GRCAX3072L



GRCAX3072R

gravity series

Configurations

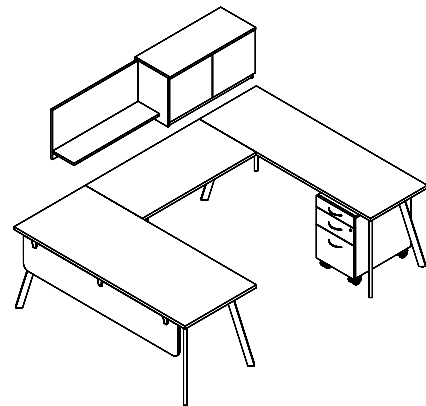


GR1

Qty	Model #	Description	List price	Extended Price
1	GRN3072	Desk Shell Rectangular top 1/2 Mod Panel (30Dx72Wx29H) (1-stabilizer bar GRSB72)	\$1,111	\$1,111
1	GRUMOD__	Upgrade Modesty to HPL metallic or Bright color (optional)	\$140	\$140
1	GRRW2472	Rectangular Top Square Corners (24Dx72Wx1)	\$342	\$342
2	GRSB66	Stabilizer Bar 50"W (For GRRW2472)	\$92	\$184
2	GRPEDE24	Support Pedestal P/B/F Top w/spacers (24Dx16Wx28H) (H10S Silver Handles)	\$1,221	\$2,442
1	GRSTS2465L	Single Storage Cabinet Left Door (24Dx16Wx65H) (H10S Silver Handles)	\$1,873	\$1,873
1	GRBCC2465R	Corner Bookcase Right (24Dx24Wx65H)	\$1,450	\$1,450
2	GRCFOHD36	Wallmount Cabinet 2-Hinged Doors w/Facia (14 3/4Dx36Wx18 1/2H)	\$936	\$1,872
1	MMTKBD72	Tackboard (1Dx72Wx14 3/4H) (Wallmount)	\$767	\$767
1	Fabric Upcharge	Underground 2967 25% up (choice of fabric color optional)	\$192	\$192
Total			\$10,373	

GR2R

Qty	Model #	Description	List price	Extended Price
3	GRN3072	Desk Shell Rectangular top 1/2 Mod Panel (30Dx72Wx29H) (1-stabilizer bar GRSB72 ea.)	\$1,111	\$3,333
3	GRRE2448R	Return Rectangular Top No Modesty, Right P/B/F (24Dx48Wx29H) (H3S Silver Handles)	\$1,951	\$5,853
3	GRPSTB7218	Tackable Fabric Privacy Screen (1/2Dx65Wx18 5/8H)	\$638	\$1,914
3	GRPSTB3018	Tackable Fabric Privacy Screen (1/2Dx23Wx18 5/8H)	\$352	\$1,056
Total			\$12,156	

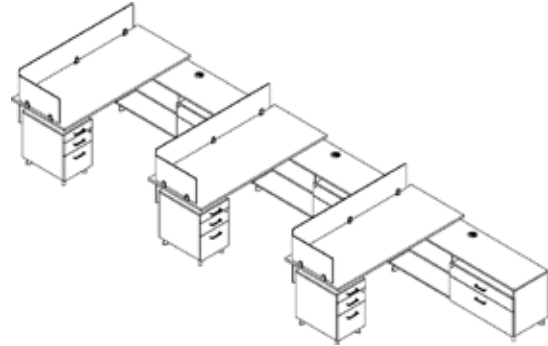
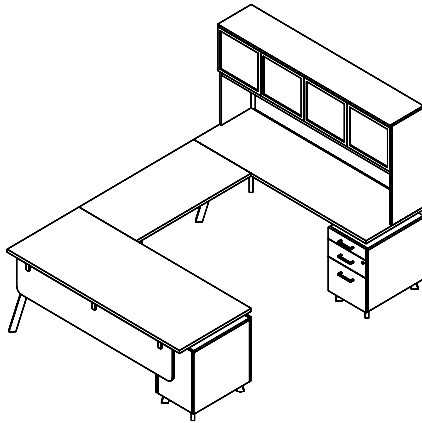


GR3R

Qty	Model #	Description	List price	Extended Price
1	GRRW3072	Rectangular Top Square Corners 30Dx72Wx1"	\$379	\$379
2	GROTL30	Tapered Metal Leg 30Dx2Wx28H	\$478	\$956
2	GRSB72	Stabilizer Bar 56W (For GRRW3072)	\$99	\$198
1	GRPSW7212	TFM Privacy Modesty Panel 3/4"Dx65Wx12 5/8H	\$244	\$244
1	GRRRW2448	Rectangular Bridge Top 24Dx48x1"	\$295	\$295
1	GRSPL28	Single Post Metal Leg 2Dx1Wx28H center support (For GRRRW2448)	\$205	\$205
1	GRRW2472	Rectangular Top Square Corners 24Dx72Wx1"	\$342	\$342
2	GRSB72	Stabilizer Bar 56W (For GRRW2472)	\$99	\$198
2	GROTL24	Tapered Metal Leg 24Dx2Wx28H	\$455	\$910
2	GRGANG24	Connecting Hardware U-shape/bridge top	\$43	\$86
1	GRPEDEX24	Mobile Pedestal P/B/F w/casters 24Dx16WX26 1/8H (H3S Silver Handles)	\$1,026	\$1,026
1	GRCFOHD36	Wallmount Cabinet 2-Hinged Doors w/Facia 14 3/4DX36WX18 1/2H	\$936	\$936
1	GRCFOS36	Wallmount Shelf w/Back Panel 11Dx36WX17 3/4H (shelf 10D)	\$332	\$332
Total			\$6,107	

gravity series

Configurations

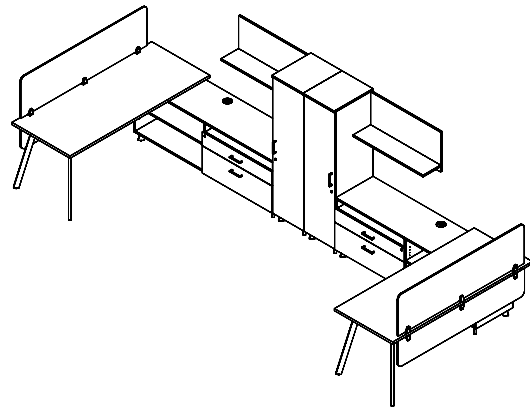


GR4R

Qty	Model #	Description	List price	Extended Price
1	GRRW3072	Rectangular Top Square Corners 30Dx72Wx1"	\$379	\$379
1	GROTL30	Tapered Metal Leg 30Dx2Wx28H	\$478	\$478
1	GRPEDE24	Support Pedestal P/B/F Top w/spacers 24DX16WX28H (H10S Silver Handles)	\$1,221	\$1,221
2	GRSB72	Stabilizer Bar 56"W (For GRRW3072)	\$99	\$198
1	GRPSHP7212	HPL Modesty Panel ¾Dx65Wx12 5/8H	\$377	\$377
1	GRRRW2448	Rectangular Bridge Top 24Dx48x1"	\$295	\$295
1	GRSPL28	Single Post Metal Leg 2Dx1Wx28H center support (For GRRRW2448)	\$205	\$205
1	GRRW2472	Rectangular Top Square Corners 24Dx72Wx1"	\$342	\$342
1	GROTL24	Tapered Metal Leg 24Dx2Wx28H	\$455	\$455
1	GRPEDE24	Support Pedestal P/B/F Top w/spacers 24DX16WX28H (H10S Silver Handles)	\$1,221	\$1,221
2	GRSB72	Stabilizer Bar 56"W (For GRRW2472)	\$99	\$198
2	GRGANG24	Connecting Hardware U-shape/bridge top	\$43	\$86
1	GRH72WG	Hutch 4-Frosted Glass Doors w/face 14Dx72Wx36H	\$1,923	\$1,923
1	MMTKBD66	Tackboard 1Dx66Wx14 ¾H (For GRH72WG)	\$628	\$628
1	Fabric Upcharge	Underground 2967 25% up (choice of fabric color optional)	\$157	\$157
Total			\$8,163	

GR5R

Qty	Model #	Description	List price	Extended Price
3	GRRW3072	Rectangular Top Square Corners 30Dx72Wx1"	\$379	\$1,137
3	GRPEDE24	Support Pedestal P/B/F Top w/spacers 24DX16WX28H (H10S Silver Handles)	\$1,221	\$3,663
3	GRSSBL2472R	Support Low Credenza Right Box/Lat File/Left Bookcase top w/spacers 24Dx72Wx26 1/8H (H10S Silver Handles)	\$2,528	\$7,584
6	GRSB66	Stabilizer Bar 50"W (For GRRW3072 two ea.)	\$92	\$552
3	GRPSF7212	Frosted Acrylic Privacy Screen 3/8Dx65wx12 5/8H	\$519	\$1,557
3	GRPSF7212	Frosted Acrylic Modesty Panel 3/8Dx65wx12 5/8H	\$519	\$1,557
3	GRPSF3012	Frosted Acrylic Privacy Screen 3/8Dx23wx12 5/8H	\$213	\$639
Total			\$16,689	

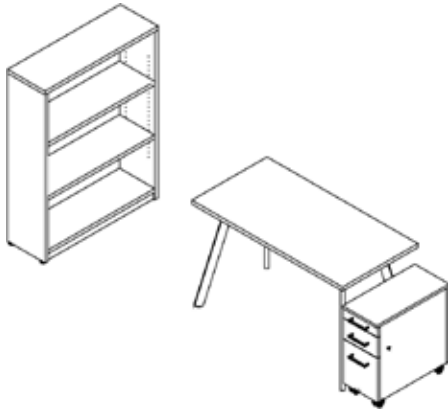


GR6

Qty	Model #	Description	List price	Extended Price
2	GRRW3072	Rectangular Top Square Corners 30Dx72Wx1"	\$379	\$758
2	GOTL30	Tapered Metal Leg 30Dx2Wx28H	\$478	\$956
2	GRPSMB7218	Markerboard Privacy Screen ½Dx65Wx18 5/8H	\$643	\$1,286
2	GRPSHP7212	HPL Modesty Panel ¾Dx65Wx12 5/8H	\$377	\$754
4	GRSB72	Stabilizer Bar 56"W (For GRRW3072 two ea.)	\$99	\$396
1	GRSSBL2072R	Support Low Credenza Right Box/Lat File/Left Bookcase top w/spacers 20Dx72Wx26 1/8H (H10S Silver Handles)	\$2,449	\$2,449
1	GRSSBL2072L	Support Low Credenza Left Box/Lat File/Right Bookcase top w/spacers 20Dx72Wx26 1/8H (H10S Silver Handles)	\$2,449	\$2,449
1	GRSTS2065R	Single Storage Cabinet Right Door 20Dx16Wx65H (H10S Silver Handles)	\$1,774	\$1,774
1	GRSTS2065L	Single Storage Cabinet Left Door 20Dx16Wx65H (H10S Silver Handles)	\$1,774	\$1,774
2	GRCFOS36	Wallmount Shelf w/Back Panel 11Dx36Wx17 ¾H (shelf 10D)	\$332	\$664
Total			\$13,260	

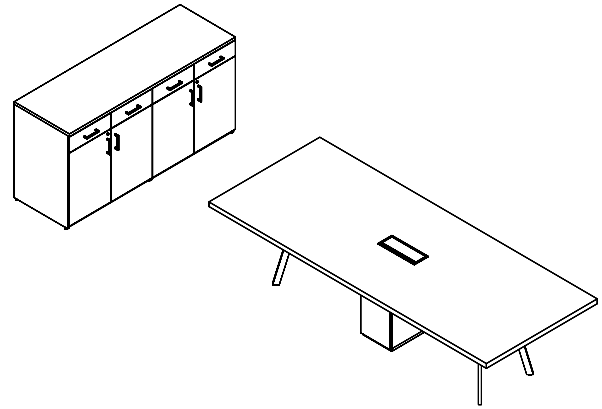
gravity series

Configurations



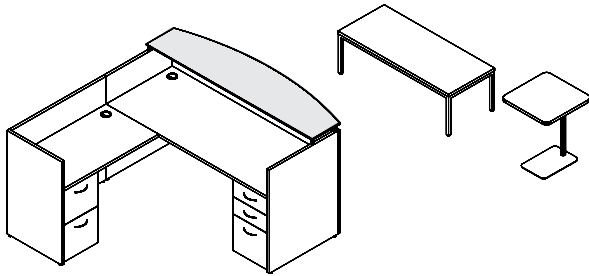
GR7

Qty	Model #	Description	List price	Extended Price
1	GRRW2448	Rectangular Top Square Corners 24Dx48Wx1"	\$295	\$295
2	GROTL24	Tapered Metal Leg 24Dx2Wx28H	\$455	\$910
1	MCPEDSX	Slim Mobile Pedestal P/B/F 23Dx10 1/2WX24H (H10S Silver Handles)	\$965	\$965
1	MCBC3648	Bookcase 2-Adj Shelves 12Dx36Wx48H	\$676	\$676
Total			\$2,846	



GR8

Qty	Model #	Description	List price	Extended Price
1	APRE48120	Rectangular Conf Table Top, Sq. Corners 48Dx120Wx1 3/4"	\$1,506	\$1,506
2	GROTL24	Tapered Metal Leg 24Dx2Wx28H	\$455	\$910
1	MMLEGMP1324	Sq. Panel Base w/End Access Door & Plinth Base 13Dx24Wx28H	\$824	\$824
1	MMCUT3	Base notch out for power mgmt. unit MMRPMU16S	\$159	\$159
2	APWMT	Wire Management Trough Box	\$417	\$834
1	MMRPMU16S	Metal Reef Power Management Unit, Silver	\$2,111	\$2,111
1	MCHDBC2072	Buffet Credenza 4-Box Drawers/4-Hinged Doors 20Dx72Wx36H (H10S Silver Handles)	\$3,045	\$3,045
Total			\$9,389	

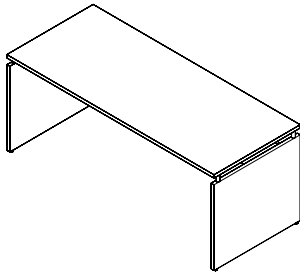


GR9L

Qty	Model #	Description	List price	Extended Price
1	GRCAX3072L	Reception L-Unit Left Return FF/Desk BBF, Fan Countertop w/Clear Glass (H3S Silver Handles) 30/36XDx72W-24DX42Wx42H	\$5,494	\$5,494
1	MMCT204816W	Coffee Table w/Square Metal 4-Legs White 20DX48WX16H	\$642	\$642
1	MMSQ20	Square Laptop w/Radius Corners, 20DX20WX1"	\$196	\$196
1	MMLEGLTS15	Laptop Square Metal Base 15 1/2x10 1/2x24 H	\$622	\$622
Total			\$6,954	

gravity series

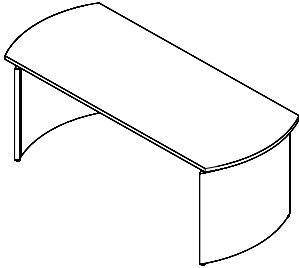
Desks



Desk Shell Rectangular Top, 1/2 TFM Modesty (silver spacers, 1-stabilizer bar, 1/2 modesty inset 6")

Model#	Depth	Width	Height	Stabilizer Bar	Weight	Cube	Price
GRN3060	30"	60"	29"	GRSB60	114	31	\$1,064
GRN3066	30"	66"	29"	GRSB66	120	34	\$1,088
GRN3072	30"	72"	29"	GRSB72	127	37	\$1,111

Upgrade spacers color, no charge: For black add GRUSB, for white add GRUSW.
Upgrade modesty to HPL metallic or bright color: add GRUMOD__ \$140 list, see P. 239.
 Stabilizer bar ships installed. Specify if standalone. For full modesty upgrade, see P. 239.
 Bright colors lead time 20 days.

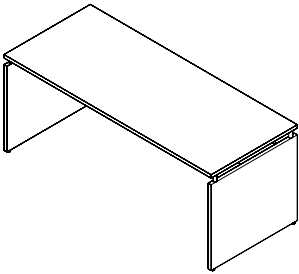


Desk Shell Curved Top, 1/2 TFM Modesty (silver spacers, 1-stabilizer bar, 1/2 modesty inset 8 1/2")

Model#	Depth	Width	Height	Stabilizer Bar	Weight	Cube	Price
GRNC3066	30"	66"	29"	GRSB66	160	40	\$2,210
GRNC3072	30"	72"	29"	GRSB72	166	44	\$2,234

Upgrade spacers color, no charge: For black add GRUSB, for white add GRUSW.
Upgrade modesty to HPL metallic or bright color: add GRUMOD__ \$140 list, see P. 239.
 Stabilizer bar ships installed. Specify if standalone. For full modesty upgrade, see P. 239.
 Bright colors lead time 20 days.
Note: Curved end panels are made in HPL. For standard availability of HPL, see color options P. 240.

Credenzas

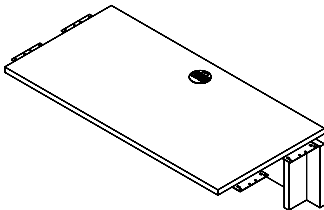


Credenza Shell Rectangular Top, 1/2 TFM Modesty (silver spacers, 1-stabilizer bar, flush 1/2 modesty)

Model#	Depth	Width	Height	Stabilizer Bar	Weight	Cube	Price
GRN2066	20"	66"	29"	GRSB66	86	23	\$971
GRN2072	20"	72"	29"	GRSB72	91	25	\$989
GRN2466	24"	66"	29"	GRSB66	100	27	\$1,017
GRN2472	24"	72"	29"	GRSB72	105	29	\$1,038

Upgrade spacers color, no charge: For black add GRUSB, for white add GRUSW.
Upgrade modesty to HPL metallic or bright color: add GRUMOD__ \$140 list, see P. 239.
 Stabilizer bar ships installed. Specify if standalone. For full modesty upgrade, see P. 239.
 Bright colors lead time 20 days.

Bridges

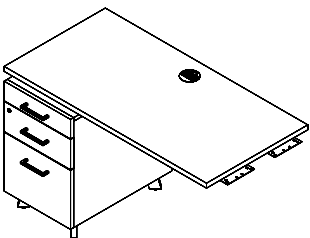


Bridge Rectangular Top, 1/2 TFM Modesty w/ dividers (silver spacers, 1-NAPRGR3S power grommet)

Model#	Depth	Width	Height	Weight	Cube	Price
GRBR2042	20"	42"	29"	86	23	\$874
GRBR2048	20"	48"	29"	91	25	\$892
GRBR2442	24"	42"	29"	100	27	\$888
GRBR2448	24"	48"	29"	105	29	\$909

Silver Power Grommet center top. Connecting hardware is included.
Upgrade spacers color, no charge: For black add GRUSB, for white add GRUSFW. For full modesty upgrade, see P. 239.
Upgrade modesty to HPL metallic or bright color: add GRUMOD__ \$140 list, see P. 239.
 Bright colors lead time 20 days.

Returns



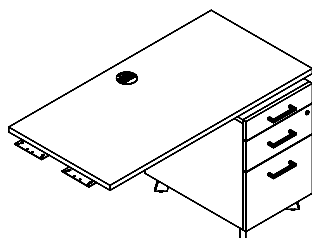
Return Rectangular Top, Left Pencil/Box/File, No Modesty
 (silver spacers & tapered feet, H10S handles, face lock, 1-NAPRGR3S power grommet)

Model#	Depth	Width	Height	Weight	Cube	Price
GRRE2042L	20"	42"	29"	109	5	\$1,887
GRRE2048L	20"	48"	29"	112	5	\$1,905
GRRE2442L	24"	42"	29"	121	6	\$1,931
GRRE2448L	24"	48"	29"	125	6	\$1,951

Silver Power Grommet center top. Connecting hardware is included.
Upgrade spacers & feet color, no charge: For black add GRUSFB, for white add GRUSFW.
Handle option: Specify H3B-H10S, H10B & H14 at n/c.

gravity series

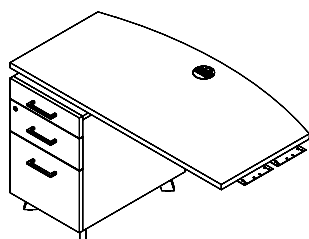
Returns



Return Rectangular Top, Right Pencil/Box/File, No Modesty
(silver spacers & tapered feet, H10S handles, face lock, 1-NAPRGR3S power grommet)

Model#	Depth	Width	Height	Weight	Cube	Price
GRRE2042R	20"	42"	29"	109	5	\$1,887
GRRE2048R	20"	48"	29"	112	5	\$1,905
GRRE2442R	24"	42"	29"	121	6	\$1,931
GRRE2448R	24"	48"	29"	125	6	\$1,951

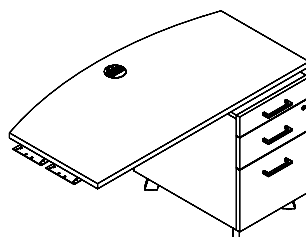
Silver Power Grommet center top. Connecting hardware is included.
Upgrade spacers & feet color, no charge: For black add GRUSFB, for white add GRUSFW.
Handle option: Specify H3B-H10S, H10B & H14 at n/c.



Return Curved Top, Left Pencil/Box/File, No Modesty
(silver spacers & tapered feet, H10S handles, face lock, 1-NAPRGR3S power grommet)

Model#	Depth	Width	Height	Weight	Cube	Price
GRRT2442L	20/24"	42"	29"	121	6	\$1,872
GRRT2448L	20/24"	48"	29"	125	6	\$1,886

Silver Power Grommet center top. Connecting hardware is included.
Upgrade spacers & feet color, no charge: For black add GRUSFB, for white add GRUSFW.
Handle option: Specify H3B-H10S, H10B & H14 at n/c.



Return Curved Top, Right Pencil/Box/File, No Modesty
(silver spacers & tapered feet, H10S handles, face lock, 1-NAPRGR3S power grommet)

Model#	Depth	Width	Height	Weight	Cube	Price
GRRT2442R	20/24"	42"	29"	121	6	\$1,872
GRRT2448R	20/24"	48"	29"	125	6	\$1,886

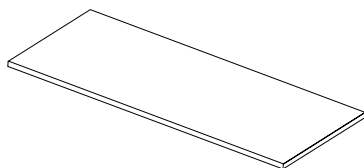
Silver Power Grommet center top. Connecting hardware is included.
Upgrade spacers & feet color, no charge: For black add GRUSFB, for white add GRUSFW.
Handle option: Specify H3B-H10S, H10B & H14 at n/c.

Worksurfaces

Rectangular Top, Square Corners

Model#	Depth	Width	Height	Weight	Cube	Price
GRRW2448	24"	48"	1"	30	1	\$295
GRRW2066	20"	66"	1"	35	1	\$276
GRRW2072	20"	72"	1"	38	1	\$300
GRRW2466	24"	66"	1"	42	1	\$330
GRRW2472	24"	72"	1"	45	1	\$342
GRRW3060	30"	60"	1"	47	2	\$311
GRRW3066	30"	66"	1"	52	2	\$348
GRRW3072	30"	72"	1"	57	2	\$379

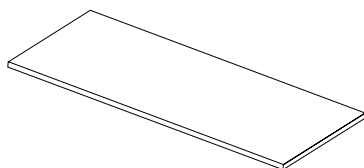
Wood grain runs horizontal. Connecting Hardware required for U-shapes and L-shapes.
2-Stabilizer Bars are required for tops 60"W, 66"W & 72"W.
Connecting hardware and stabilizer bars not included.



Rectangular Return or Bridge Top, Square Corners

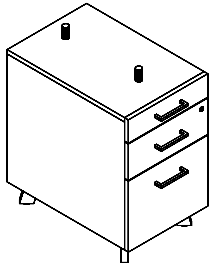
Model#	Depth	Width	Height	Weight	Cube	Price
GRRRW2036	20"	36"	1"	19	1	\$198
GRRRW2042	20"	42"	1"	22	1	\$204
GRRRW2048	20"	48"	1"	25	1	\$216
GRRRW2436	24"	36"	1"	23	1	\$270
GRRRW2442	24"	42"	1"	27	1	\$281
GRRRW2448	24"	48"	1"	30	1	\$295

Tops can be used as return top or bridge top. Wood grain colors run vertical.
All tops being used as bridges required GRSPL28 center support single post metal leg (not included).
Connecting Hardware required for Return top 2-brackets, Bridge top 4-brackets (not included).



gravity series

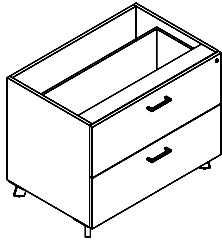
Supporting Pedestals



Support Pedestal Pencil/Box/File, Top w/ Spacers
(silver spacers & tapered feet, H10S handles, face lock)

Model#	Depth	Width	Height	Weight	Cube	Price
GRPEDE20	20"	16"	28"	86	5	\$1,193
GRPEDE24	24"	16"	28"	93	6	\$1,221

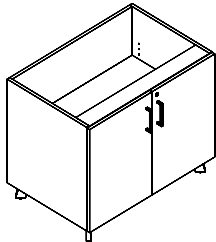
Top is predrilled for 2-spacers, install flush pedestal w/ top edge.
Upgrade spacers & feet color, no charge: For black add GRUSFB for White add GRUSFW.
Handle Option: Specify H3B-H10S, H10B & H14 at n/c.
 Specify left or right install for worksurface.



Support Pedestal Lateral File 2-Drawer, No top (silver tapered feet, H10S handles, face lock)

Model#	Depth	Width	Height	Weight	Cube	Price
GRPEDLF2036	20"	36"	28"	120	11	\$1,604
GRPEDLF2436	24"	36"	28"	128	13	\$1,650

Upgrade feet color no charge: For black add GRUFB for White add GRUFW.
Handle option: Specify H3B-H10S, H10B & H14 at n/c.

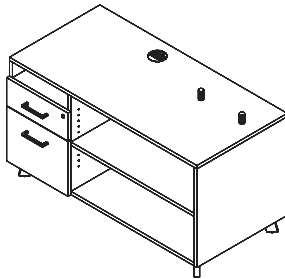


Support Pedestal Hinged Door Cabinet, No top
(silver tapered feet, H10S handles, face lock, 1-adjustable shelf 3/4")

Model#	Depth	Width	Height	Weight	Cube	Price
GRPEDHDC2036	20"	36"	28"	104	11	\$1,413
GRPEDHDC2436	24"	36"	28"	115	13	\$1,447

Upgrade feet color no charge: For black add GRUFB for White add GRUFW.
Handle option: Specify H3B-H10S, H10B & H14 at n/c.

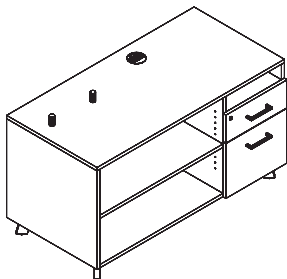
Supporting Low Credenzas



Support Low Credenza Left Box/File/Right Bookcase, Top w/ Spacers
(silver spacers & tapered feet, H10S handles, face lock, 1-NAPRGR3S power grommet, 3-MMGR234S grommets, 1-adjustable shelf 3/4")

Model#	Depth	Width	Height	Weight	Cube	Price
GRSSBF2048L	20"	48"	26 1/8"	150	13	\$2,253
GRSSBF2448L	24"	48"	26 1/8"	167	16	\$2,314

Top is predrilled for 2-right spacers, silver power grommet center top, left silver grommet on adj shelf, bottom shelf & back panel. **Handle Option:** Specify H3B-H10S, H10B & H14 at n/c.
Upgrade spacers & feet color, no charge: For Black add GRUSFB, for White add GRUSFW.
 May specify no spacers at no charge.



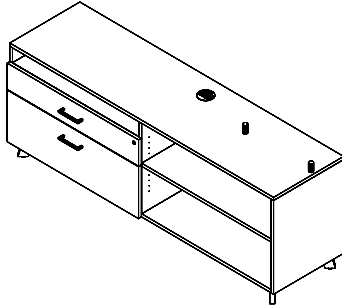
Support Low Credenza Right Box/File/Left Bookcase, Top w/ Spacers
(silver spacers & tapered feet, H10S handles, face lock, 1-NAPRGR3S power grommet, 3-MMGR234S grommets, 1-adjustable shelf 3/4")

Model#	Depth	Width	Height	Weight	Cube	Price
GRSSBF2048R	20"	48"	26 1/8"	150	13	\$2,253
GRSSBF2448R	24"	48"	26 1/8"	167	16	\$2,314

Top is predrilled for 2-left spacers, silver power grommet center top, left silver grommet on adj shelf, bottom shelf & back panel. **Handle Option:** Specify H3B-H10S, H10B & H14 at n/c.
Upgrade spacers & feet color, no charge: For Black add GRUSFB, for White add GRUSFW.
 May specify no spacers at no charge.

gravity series

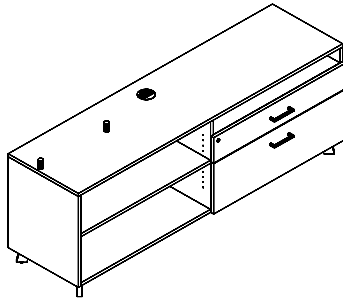
Supporting Low Credenzas



Support Low Credenza Left Box/Lateral/Right Bookcase, Top w/ Spacers
(silver spacers & tapered feet, H10S handles, face lock, 1-NAPRGR3S power grommet, 3-MMGR234S gommets, 1-adjustable shelf ¾")

Model#	Depth	Width	Height	Weight	Cube	Price
GRSSBL2060L	20"	60"	26 1/8"	189	16	\$2,376
GRSSBL2066L	20"	66"	26 1/8"	200	18	\$2,412
GRSSBL2072L	20"	72"	26 1/8"	210	20	\$2,449
GRSSBL2460L	24"	60"	26 1/8"	210	20	\$2,445
GRSSBL2466L	24"	66"	26 1/8"	222	22	\$2,486
GRSSBL2472L	24"	72"	26 1/8"	235	23	\$2,528

Top is predrilled for 2-right spacers, silver power grommet center top, left silver grommet on adj shelf, bottom shelf & back panel. **Handle Option:** Specify H3B-H10S, H10B & H14 at n/c. **Upgrade spacers & feet color, no charge:** For Black add GRUSFB, for White add GRUSFW. **May specify no spacers at no charge.**

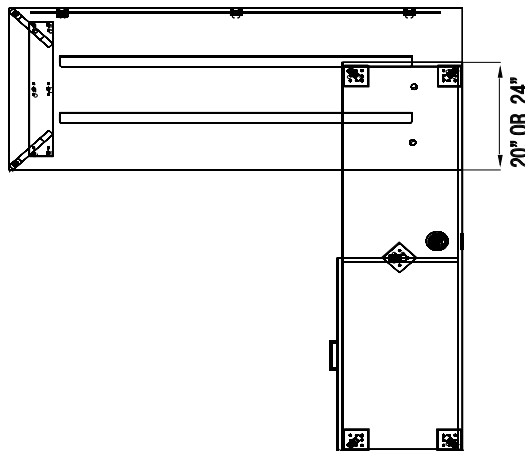


Support Low Credenza Right Box/Lateral/Left Bookcase, Top w/ Spacers
(silver spacers & tapered feet, H10S handles, face lock, 1-NAPRGR3S power grommet, 3-MMGR234S gommets, 1-adjustable shelf ¾")

Model#	Depth	Width	Height	Weight	Cube	Price
GRSSBL2060R	20"	60"	26 1/8"	189	16	\$2,376
GRSSBL2066R	20"	66"	26 1/8"	200	18	\$2,412
GRSSBL2072R	20"	72"	26 1/8"	210	20	\$2,449
GRSSBL2460R	24"	60"	26 1/8"	210	20	\$2,445
GRSSBL2466R	24"	66"	26 1/8"	222	22	\$2,486
GRSSBL2472R	24"	72"	26 1/8"	235	23	\$2,528

Top is predrilled for 2-left spacers, silver power grommet center top, right silver grommet on adj shelf, bottom shelf & back panel. **Handle Option:** Specify H3B-H10S, H10B & H14 at n/c. **Upgrade spacers & feet color, no charge:** For Black add GRUSFB, for White add GRUSFW. **May specify no spacers at no charge.**

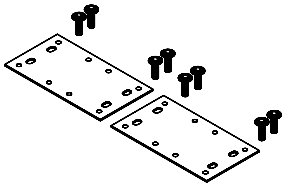
Note: Install Low Credenzas from user side top, 20"D or 24"D under the top, towards approach side.



gravity series

Worksurface Support (Hardware, Stabilizer bars and Metal Legs)

Connecting Hardware

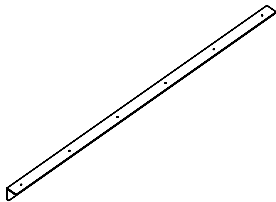


Connecting Hardware (2 brackets/8 screws)

Model#	Depth	Width	Height	Return or Bridge Top	Weight	Cube	Price
GRGANG20	4"	6"	25"	20"D	1	1	\$43/ea.
GRGANG24	4"	6"	25"	24"D	1	1	\$43/ea.

Required if connecting tops, field install: For L-shape return top 2-brackets & 8 screws GRGANG20 qty 1 or GRGANG24 qty 1.
 Required: For U-Shapes bridge top 4-brackets & 16 screws GRGANG24 qty 2 or GRGANG20 qty 2.
 Hardware includes 2 brackets & 8 wood screws 8x1" for field install.

Stabilizer Bar



Stabilizer Bar for support, black

Model#	Depth	Width	Height	Top Width	Weight	Cube	Price
GRSB54	2"	38"	2"	54/60"	5	1	\$78/ea.
GRSB60	2"	44"	2"	60"	6	1	\$85/ea.
GRSB66	2"	50"	2"	66"	7	1	\$92/ea.
GRSB72	2"	56"	2"	72"	8	1	\$99/ea.

Required for 60", 66" & 72"W top support depending on configuration set up, see specification guide below.

Stabilizer Bar Specification Guide

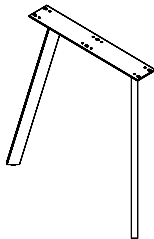
Worksurface Required Stabilizer Bar

Support 1	Support 2	Top 72"W	Top 66"W	Top 60"W
Tapered Leg	Tapered Leg	(2) GRSB72	(2) GRSB66	(2) GRSB60
Tapered Leg	Pedestal Pencil/Box/File	(2) GRSB72	(2) GRSB66	(2) GRSB60
Tapered Leg	Low Credenza	(2) GRSB72	(2) GRSB66	(2) GRSB60
Tapered Leg	Pedestal Lateral File	N/A	N/A	N/A
Tapered Leg	Pedestal Utility Cabinet	N/A	N/A	N/A
Pedestal Pencil/Box/File	Pedestal Pencil/Box/File	(2) GRSB66	(2) GRSB60	(2) GRSB54
Pedestal Pencil/Box/File	Low Credenza	(2) GRSB66	(2) GRSB60	(2) GRSB54

Stabilizer bar to be field installed below top equally spaced, for support.

Specification
Guide

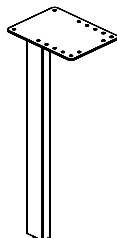
Metal Legs



Tapered Metal Leg, Silver

Model#	Depth	Width	Height	Fits Top Depth	Weight	Cube	Price
GROTL20	20"	2"	28"	20"	15	3	\$429
GROTL24	24"	2"	28"	24"	22	3	\$455
GROTL30	30"	2"	28"	30"	26	4	\$478

Silver legs are standard. 2-stabilizer Bar required for 60", 66" & 72"W tops when supporting w/ left & right leg.
 Upgrade leg color, no charge: Specify GRULEGB Black, GRULEGW White, GRULEGR Red, GRULEGO Orange, GRULEGLB Light Blue, GRULEGDB Dark Blue.
 Bright colors lead time 20 days: Red, Orange, Light Blue and Dark Blue.



Single Post Metal Leg, Silver

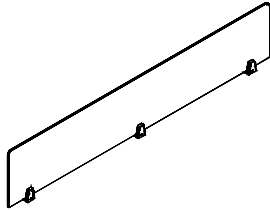
Model#	Depth	Width	Height	Fits Top Depth	Weight	Cube	Price
GRSPL28	2"	1"	28"	20"/24"/30"	7	1	\$205

Silver Leg standard, 1-Leg is required for center support in bridge top or where additional support is required
 Upgrade leg color, no charge: Specify GRULEGB Black, GRULEGW White, GRULEGR Red, GRULEGO Orange, GRULEGLB Light Blue, GRULEGDB Dark Blue. (Field install with #8x1 wood screws)
 Bright colors lead time 20 days: Red, Orange, Light Blue and Dark Blue.

gravity series

Privacy Screens/Modesty (for worksurfaces, can be used as privacy screens or modesty panels)

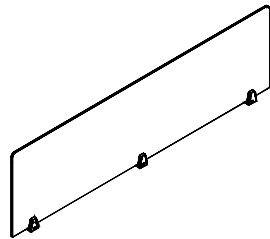
Frosted Acrylic Privacy Screen/Modesty Panel (Two radius corners, silver mount clips)



Model#	Depth	Width	Height	Mount Clips	Fits Top	Weight	Cube	Price
GRPSF2412	3/8"	17"	12 5/8"	2	24"D (Depth Side)	4	1	\$170
GRPSF3012	3/8"	23"	12 5/8"	2	30"D (Depth Side)	6	1	\$213
GRPSF4812	3/8"	41"	12 5/8"	2	48"	9	1	\$334
GRPSF6012	3/8"	53"	12 5/8"	3	60"	11	1	\$440
GRPSF6612	3/8"	59"	12 5/8"	3	66"	12	1	\$483
GRPSF7212	3/8"	65"	12 5/8"	3	72"	13	1	\$519

Install as privacy screen or modesty, tops are not predrilled.
Mount clips color: may be specified in black or white at no charge.

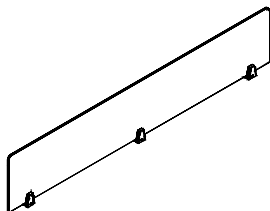
Frosted Acrylic Privacy Screen/Modesty Panel (Two radius corners, silver mount clips)



Model#	Depth	Width	Height	Mount Clips	Fits Top	Weight	Cube	Price
GRPSF2418	3/8"	17"	18 5/8"	2	24"D (Depth Side)	5	1	\$227
GRPSF3018	3/8"	23"	18 5/8"	2	30"D (Depth Side)	7	1	\$291
GRPSF4818	3/8"	41"	18 5/8"	2	48"	11	1	\$469
GRPSF6018	3/8"	53"	18 5/8"	3	60"	15	1	\$618
GRPSF6618	3/8"	59"	18 5/8"	3	66"	16	1	\$675
GRPSF7218	3/8"	65"	18 5/8"	3	72"	18	1	\$739

Install as privacy screen or modesty, tops are not predrilled.
Mount clips color: may be specified in black or white at no charge.

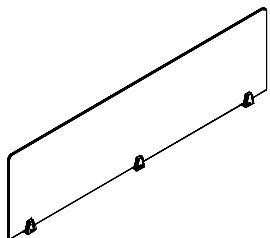
Clear Acrylic Privacy Screen/Modesty Panel (Two radius corners, silver mount clips)



Model#	Depth	Width	Height	Mount Clips	Fits Top	Weight	Cube	Price
GRPSC2412	3/8"	17"	12 5/8"	2	24"D (Depth Side)	4	1	\$164
GRPSC3012	3/8"	23"	12 5/8"	2	30"D (Depth Side)	6	1	\$198
GRPSC4812	3/8"	41"	12 5/8"	2	48"	9	1	\$306
GRPSC6012	3/8"	53"	12 5/8"	3	60"	11	1	\$404
GRPSC6612	3/8"	59"	12 5/8"	3	66"	12	1	\$440
GRPSC7212	3/8"	65"	12 5/8"	3	72"	13	1	\$476

Install as privacy screen or modesty, tops are not predrilled.
Mount clips color: may be specified in black or white at no charge.

Clear Acrylic Privacy Screen/Modesty Panel (Two radius corners, silver mount clips)



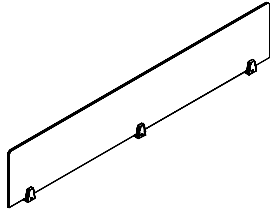
Model#	Depth	Width	Height	Mount Clips	Fits Top	Weight	Cube	Price
GRPSC2418	3/8"	17"	18 5/8"	2	24"D (Depth Side)	5	1	\$213
GRPSC3018	3/8"	23"	18 5/8"	2	30"D (Depth Side)	7	1	\$270
GRPSC4818	3/8"	41"	18 5/8"	2	48"	11	1	\$433
GRPSC6018	3/8"	53"	18 5/8"	3	60"	15	1	\$576
GRPSC6618	3/8"	59"	18 5/8"	3	66"	16	1	\$633
GRPSC7218	3/8"	65"	18 5/8"	3	72"	18	1	\$682

Install as privacy screen or modesty, tops are not predrilled.
Mount clips color: may be specified in black or white at no charge.

gravity series

Privacy Screens/Modesty

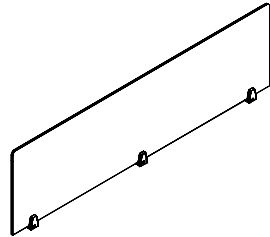
(for worksurfaces, can be used as privacy screens or modesty panels)



TFM Privacy Screen/Modesty Panel (Two radius corners, silver mount clips)

Model#	Depth	Width	Height	Mount Clips	Fits Top	Weight	Cube	Price
GRPSW2412	3/4"	17"	12 5/8"	2	24"D (Depth Side)	5	1	\$158
GRPSW3012	3/4"	23"	12 5/8"	2	30"D (Depth Side)	6	1	\$158
GRPSW4812	3/4"	41"	12 5/8"	2	48"	11	1	\$187
GRPSW6012	3/4"	53"	12 5/8"	3	60"	14	1	\$235
GRPSW6612	3/4"	59"	12 5/8"	3	66"	15	1	\$244
GRPSW7212	3/4"	65"	12 5/8"	3	72"	16	1	\$244

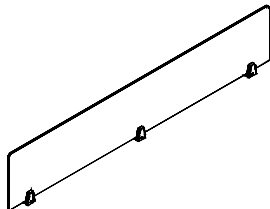
Install as privacy screen or modesty, tops are not predrilled. Wood grain colors run horizontal.
Mount clips color: may be specified in black or white at no charge.



TFM Privacy Screen/Modesty Panel (Two radius corners, silver mount clips)

Model#	Depth	Width	Height	Mount Clips	Fits Top	Weight	Cube	Price
GRPSW2418	3/4"	17"	18 5/8"	2	24"D (Depth Side)	7	1	\$260
GRPSW3018	3/4"	23"	18 5/8"	2	30"D (Depth Side)	9	1	\$260
GRPSW4818	3/4"	41"	18 5/8"	2	48"	16	1	\$318
GRPSW6018	3/4"	53"	18 5/8"	3	60"	20	1	\$385
GRPSW6618	3/4"	59"	18 5/8"	3	66"	22	1	\$403
GRPSW7218	3/4"	65"	18 5/8"	3	72"	24	1	\$403

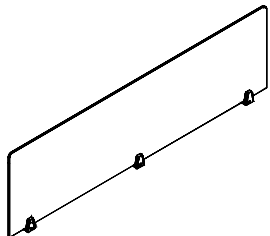
Install as privacy screen or modesty, tops are not predrilled. Wood grain colors run horizontal.
Mount clips color: may be specified in black or white at no charge.



HPL Privacy Screen/Modesty Panel (Two radius corners, silver mount clips)

Model#	Depth	Width	Height	Mount Clips	Fits Top	Weight	Cube	Price
GRPSHP2412	3/4"	17"	12 5/8"	2	24"D (Depth Side)	5	1	\$206
GRPSHP3012	3/4"	23"	12 5/8"	2	30"D (Depth Side)	6	1	\$206
GRPSHP4812	3/4"	41"	12 5/8"	2	48"	11	1	\$277
GRPSHP6012	3/4"	53"	12 5/8"	3	60"	14	1	\$353
GRPSHP6612	3/4"	59"	12 5/8"	3	66"	15	1	\$377
GRPSHP7212	3/4"	65"	12 5/8"	3	72"	16	1	\$377

Install as privacy screen or modesty, tops are not predrilled. See color chart for HPL Bright Colors.
Mount clips color: may be specified in black or white at no charge.



HPL Privacy Screen/Modesty Panel (Two radius corners, silver mount clips)

Model#	Depth	Width	Height	Mount Clips	Fits Top	Weight	Cube	Price
GRPSHP2418	3/4"	17"	18 5/8"	2	24"D (Depth Side)	7	1	\$356
GRPSHP3018	3/4"	23"	18 5/8"	2	30"D (Depth Side)	9	1	\$356
GRPSHP4818	3/4"	41"	18 5/8"	2	48"	16	1	\$497
GRPSHP6018	3/4"	53"	18 5/8"	3	60"	20	1	\$620
GRPSHP6618	3/4"	59"	18 5/8"	3	66"	22	1	\$670
GRPSHP7218	3/4"	65"	18 5/8"	3	72"	24	1	\$670

Install as privacy screen or modesty, tops are not predrilled. See color chart for HPL Bright Colors.
Mount clips color: may be specified in black or white at no charge.

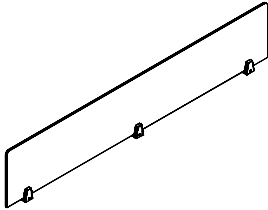
For color options, see P. 240.

gravity series

Privacy Screens

Tackable Fabric Privacy Screens

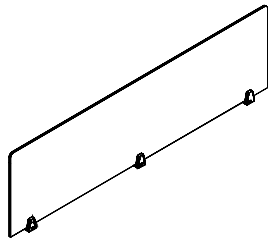
Tackable Fabric Privacy Screen (Two radius corners, silver mount clips)



Model#	Depth	Width	Height	Mount Clips	Fits Top	Weight	Cube	Price
GRPSTB2412	1/2"	17"	12 5/8"	2	24"D (Depth Side)	2	1	\$270
GRPSTB3012	1/2"	23"	12 5/8"	2	30"D (Depth Side)	2	1	\$302
GRPSTB4812	1/2"	41"	12 5/8"	2	48"	4	1	\$385
GRPSTB6012	1/2"	53"	12 5/8"	3	60"	5	1	\$486
GRPSTB6612	1/2"	59"	12 5/8"	3	66"	5	1	\$497
GRPSTB7212	1/2"	65"	12 5/8"	3	72"	6	1	\$530

Install as privacy screen, tops are not predrilled. For underground fabric add 25% upcharge.
Mount clips color: may be specified in black or white at no charge.

Tackable Fabric Privacy Screen (Two radius corners, silver mount clips)

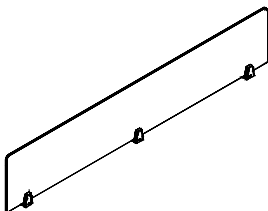


Model#	Depth	Width	Height	Mount Clips	Fits Top	Weight	Cube	Price
GRPSTB2418	1/2"	17"	18 5/8"	2	24"D (Depth Side)	3	1	\$314
GRPSTB3018	1/2"	23"	18 5/8"	2	30"D (Depth Side)	3	1	\$352
GRPSTB4818	1/2"	41"	18 5/8"	2	48"	6	1	\$465
GRPSTB6018	1/2"	53"	18 5/8"	3	60"	7	1	\$570
GRPSTB6618	1/2"	59"	18 5/8"	3	66"	8	1	\$608
GRPSTB7218	1/2"	65"	18 5/8"	3	72"	9	1	\$638

Install as privacy screen, tops are not predrilled. For underground fabric add 25% upcharge.
Mount clips color: may be specified in black or white at no charge.

Markerboard Privacy Screens

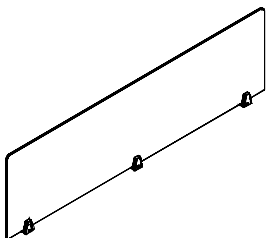
Markerboard Privacy Screen, Silver (Two radius corners, writable board, silver mount clips)



Model#	Depth	Width	Height	Mount Clips	Fits Top	Weight	Cube	Price
GRPSMB2412	1/2"	17"	12 5/8"	2	24"D (Depth Side)	5	1	\$398
GRPSMB3012	1/2"	23"	12 5/8"	2	30"D (Depth Side)	6	1	\$424
GRPSMB4812	1/2"	41"	12 5/8"	2	48"	11	1	\$505
GRPSMB6012	1/2"	53"	12 5/8"	3	60"	14	1	\$588
GRPSMB6612	1/2"	59"	12 5/8"	3	66"	15	1	\$615
GRPSMB7212	1/2"	65"	12 5/8"	3	72"	16	1	\$642

Silver is standard. Install as privacy screen, tops are not predrilled. Edge band color will match worksurface.
Upgrade Color, no charge. Specify: GRPSMBB Blue, GRPSMBR Red, GRPSMBO Orange, GRPSMBW White.
Mount clips color: may be specified in black or white at no charge.
Note: Leaving marker writing on board for more than 48 hrs will result in permanent stains.

Markerboard Privacy Screen, Silver (Two radius corners, writable board, silver mount clips)



Model#	Depth	Width	Height	Mount Clips	Fits Top	Weight	Cube	Price
GRPSMB2418	1/2"	17"	18 5/8"	2	24"D (Depth Side)	7	1	\$399
GRPSMB3018	1/2"	23"	18 5/8"	2	30"D (Depth Side)	9	1	\$426
GRPSMB4818	1/2"	41"	18 5/8"	2	48"	16	1	\$506
GRPSMB6018	1/2"	53"	18 5/8"	3	60"	20	1	\$589
GRPSMB6618	1/2"	59"	18 5/8"	3	66"	22	1	\$616
GRPSMB7218	1/2"	65"	18 5/8"	3	72"	24	1	\$643

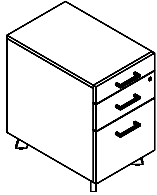
Silver is standard. Install as privacy screen, tops are not predrilled. Edge band color will match worksurface. Matching edgeband N/A.
Upgrade Color, no charge. Specify: GRPSMBB Blue, GRPSMBR Red, GRPSMBO Orange, GRPSMBW White.
Mount clips color: may be specified in black or white at no charge.
Note: Leaving marker writing on board for more than 48 hrs will result in permanent stains.

For color and fabric options, see P. 240.

gravity series

Freestanding Storage


Pedestals



Freestanding Pedestal Pencil/Box/File (silver tapered feet, H10S handles, face lock)

Model#	Depth	Width	Height	Weight	Cube	Price
GRPEDEM20	20"	16"	26 1/8"	86	5	\$1,170
GRPEDEM24	24"	16"	26 1/8"	93	6	\$1,198

Upgrade feet color, no charge: For black add GRUFB for White add GRUFW. **Handle option:** Specify H3B-H10S, H10B & H14 at n/c.

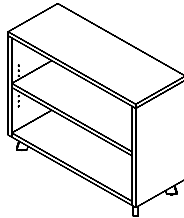


Mobile Pedestal Pencil/Box/File w/Casters (H10S handles, face lock)

Model#	Depth	Width	Height	Weight	Cube	Price
GRPEDEX20	20"	16"	26 1/8"	86	5	\$998
GRPEDEX24	24"	16"	26 1/8"	93	6	\$1,026

Uses APCAS black casters 3 1/2" H. Overall height 26 1/8". Handle option: Specify H3B-H10S, H10B & H14 at n/c.

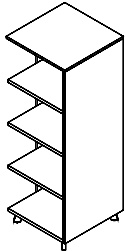
Bookcases



Bookcase (silver tapered feet, adjustable shelves 1")

Model#	Depth	Width	Height	Adj Shelves	Weight	Cube	Price
GRBC30	12"	36"	29"	1	66	8	\$794
GRBC65	12"	36"	65"	3	137	17	\$1,159
GRBC72	12"	36"	72"	4	164	18	\$1,286

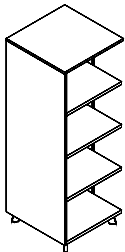
Upgrade feet color, no charge: For black add GRUFB for White add GRUFW. **Adjustable shelves recommended weight 20 lbs each, distributed evenly.**



Corner Bookcase Left (left half end panel, silver tapered feet, adjustable shelves 1")

Model#	Depth	Width	Height	Adj Shelves	Weight	Cube	Price
GRBCC2065L	20"	24"	65"	3	168	18	\$1,389
GRBCC2465L	24"	24"	65"	3	195	21	\$1,450

Upgrade feet color, no charge: For black add GRUFB for White add GRUFW. **Adjustable shelves recommended weight 20 lbs each, distributed evenly.**

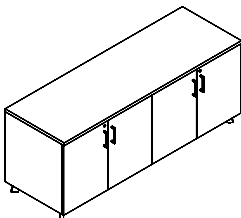


Corner Bookcase Right (right half end panel, silver tapered feet, adjustable shelves 1")

Model#	Depth	Width	Height	Adj Shelves	Weight	Cube	Price
GRBCC2065R	20"	24"	65"	3	168	18	\$1,389
GRBCC2465R	24"	24"	65"	3	195	21	\$1,450

Upgrade feet color, no charge: For black add GRUFB for White add GRUFW. **Adjustable shelves recommended weight 20 lbs each, distributed evenly.**

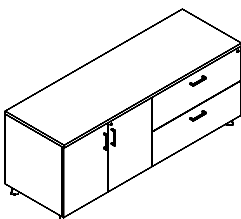
Storage Credenzas



Credenza 4-Full Hinged Doors (silver tapered feet, H10S handles, 2-face locks, Adjustable shelves 3/4")

Model#	Depth	Width	Height	Adj Shelves	Weight	Cube	Price
GRC2072 1FP	20"	72"	29"	2	260	25	\$2,713
GRC2472 1FP	24"	72"	29"	2	295	30	\$2,808

Upgrade feet color, no charge: For black add GRUFB for White add GRUFW. **Handle option:** Specify H3B-H10S, H10B & H14 at n/c.



Credenza Left Hinged Door Cabinet/Right Lateral File (silver tapered feet, H10S handles, 2-face locks, Adjustable shelf 3/4")

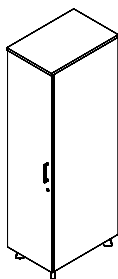
Model#	Depth	Width	Height	Adj Shelves	Weight	Cube	Price
GRC2072 9FP	20"	72"	29"	2	270	30	\$2,908
GRC2472 9FP	24"	72"	29"	2	290	30	\$3,003

Upgrade feet color, no charge: For black add GRUFB for White add GRUFW. **Handle option:** Specify H3B-H10S, H10B & H14 at n/c. **Can specify Left Lateral File/Right Hinged Door Cabinet at no charge.**

gravity series

Freestanding Storage

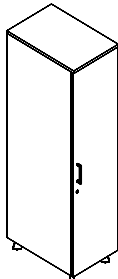
Storage Cabinets



Single Storage Cabinet, Left Door (silver tapered feet, H10S handle, face lock, adjustable shelves ¾")

Model#	Depth	Width	Height	Adj Shelves	Weight	Cube	Price
GRSTS2065L	20"	16"	65"	3	135	13	\$1,774
GRSTS2465L	24"	16"	65"	3	151	15	\$1,873

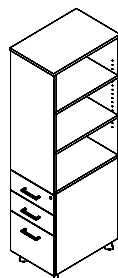
Upgrade feet color, no charge: For black add GRUFB for White add GRUFW.
Handle option: Specify H3B-H10S, H10B & H14 at n/c.



Single Storage Cabinet, Right Door (silver tapered feet, H10S handle, face lock, adjustable shelves ¾")

Model#	Depth	Width	Height	Adj Shelves	Weight	Cube	Price
GRSTS2065R	20"	16"	65"	3	135	13	\$1,774
GRSTS2465R	24"	16"	65"	3	151	15	\$1,873

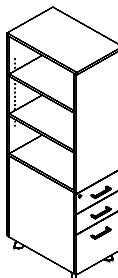
Upgrade feet color, no charge: For black add GRUFB for White add GRUFW.
Handle option: Specify H3B-H10S, H10B & H14 at n/c.



Single Personal Bookcase Cabinet with BBF, Left (silver tapered feet, H10S handles, face lock, Right adj shelves ¾")

Model#	Depth	Width	Height	Adj Shelves	Weight	Cube	Price
GRBCPS2065L	20"	16"	65"	2	143	13	\$1,900
GRBCPS2465L	24"	16"	65"	2	157	15	\$1,996

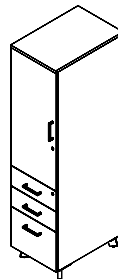
Upgrade feet color, no charge: For black add GRUFB for White add GRUFW.
Handle option: Specify H3B-H10S, H10B & H14 at n/c.



Single Personal Bookcase Cabinet with BBF, Right (silver tapered feet, H10S handles, face lock, Left adj shelves ¾")

Model#	Depth	Width	Height	Adj Shelves	Weight	Cube	Price
GRBCPS2065R	20"	16"	65"	2	143	13	\$1,900
GRBCPS2465R	24"	16"	65"	2	157	15	\$1,996

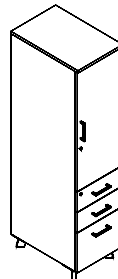
Upgrade feet color, no charge: For black add GRUFB for White add GRUFW.
Handle option: Specify H3B-H10S, H10B & H14 at n/c.



Single Personal Cabinet with BBF, Left Door (silver tapered feet, H10S handles, 2-face locks, adj shelves ¾")

Model#	Depth	Width	Height	Adj Shelves	Weight	Cube	Price
GRBCV2065L	20"	16"	65"	2	153	13	\$2,102
GRBCV2465L	24"	16"	65"	2	167	15	\$2,167

Upgrade feet color, no charge: For black add GRUFB for White add GRUFW.
Handle option: Specify H3B-H10S, H10B & H14 at n/c.



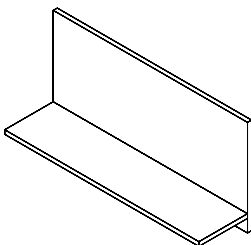
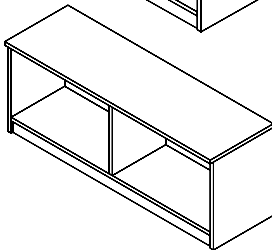
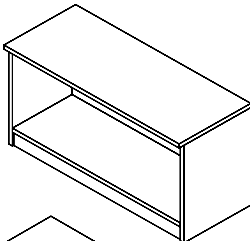
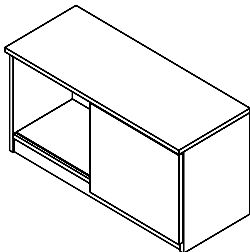
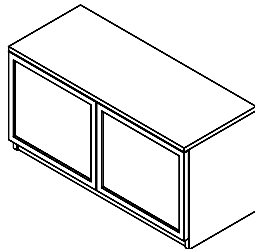
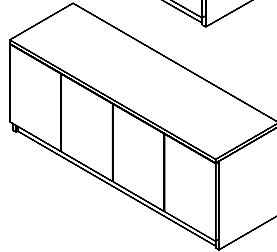
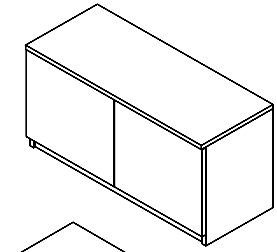
Single Personal Cabinet with BBF, Right Door (silver tapered feet, H10S handles, 2-face locks, adj shelves ¾")

Model#	Depth	Width	Height	Adj Shelves	Weight	Cube	Price
GRBCV2065R	20"	16"	65"	2	153	13	\$2,102
GRBCV2465R	24"	16"	65"	2	167	15	\$2,167

Upgrade feet color, no charge: For black add GRUFB for White add GRUFW.
Handle option: Specify H3B-H10S, H10B & H14 at n/c.

gravity series

Overhead Storage Cabinets



Wallmount Cabinet Hinged Doors, with Fascia

Model#	Depth	Width	Height	Doors	Weight	Cube	Price
GRCFOHD30	14 3/4"	30"	18 1/2"	2	58	5	\$911
GRCFOHD36	14 3/4"	36"	18 1/2"	2	67	6	\$936
GRCFOHD42	14 3/4"	42"	18 1/2"	2	79	7	\$1,075
GRCFOHD48	14 3/4"	48"	18 1/2"	4	87	8	\$1,108

Optional add: Tasklight GRTSKLTX24 \$222. Face lock \$90 each (2-locks required for 42"W & 48"W). Cabinets required professional installation and must be mounted to wall studs. Weight capacity 35lb. distributed evenly. 42"W & 48"W have center divider.

Wallmount Cabinet Frosted Glass Doors, with Fascia

Model#	Depth	Width	Height	Doors	Weight	Cube	Price
GRCFOHG36	14 3/4"	36"	18 1/2"	2	63	6	\$1,127

Optional add: Tasklight GRTSKLTX24 \$222. (Lock not available) Cabinets required professional installation and must be mounted to wall studs. Weight capacity 35lb. distributed evenly.

Wallmount Cabinet One Sliding Door, with Fascia

Model#	Depth	Width	Height	Doors	Weight	Cube	Price
GRCFOHS30	14 3/4"	30"	18 1/2"	1	58	5	\$864
GRCFOHS36	14 3/4"	36"	18 1/2"	1	65	6	\$983
GRCFOHS42	14 3/4"	42"	18 1/2"	1	71	7	\$1,102
GRCFOHS48	14 3/4"	48"	18 1/2"	1	78	8	\$1,174

Optional add: Tasklight GRTSKLTX24 \$222. (Lock not available) Cabinets required professional installation and must be mounted to wall studs. Weight capacity 35lb. distributed evenly.

Wallmount Cabinet Open, with Fascia (No Doors)

Model#	Depth	Width	Height	Weight	Cube	Price
GRCFOHO30	14 3/4"	30"	18 1/2"	47	5	\$623
GRCFOHO36	14 3/4"	36"	18 1/2"	53	6	\$740
GRCFOHO42	14 3/4"	42"	18 1/2"	63	7	\$858
GRCFOHO48	14 3/4"	48"	18 1/2"	69	8	\$911

Optional add: Tasklight GRTSKLTX24 \$222. (Lock not available). 42"W & 48"W has center divider. Cabinets required professional installation and must be mounted to wall studs. Weight capacity 35lb. distributed evenly.

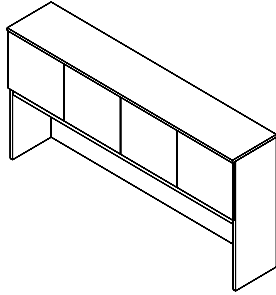
Wallmount Shelf with Back Panel (3/4" thick)

Model#	Depth	Width	Height	Weight	Cube	Price
GRCFOS24	11"	24"	17 3/4"	14	1	\$308
GRCFOS30	11"	30"	17 3/4"	18	1	\$319
GRCFOS36	11"	36"	17 3/4"	21	1	\$332

Shelf is 10"D. Weight capacity 25lb. distributed evenly. Ships disassembled with mounting hardware.

gravity series

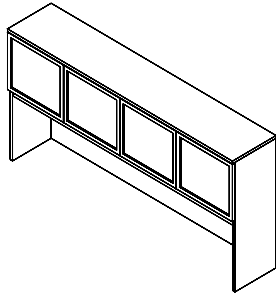
Hutches



Hutch 4-TFM Hinged Doors, with Fascia (Bottom clearance 17 1/4" from fascia)

Model#	Depth	Width	Height	Weight	Cube	Price
GRH48WD	14"	48"	36"	108	14	\$1,119
GRH60WD	14"	60"	36"	129	18	\$1,224
GRH66WD	14"	66"	36"	139	20	\$1,300
GRH72WD	14"	72"	36"	149	21	\$1,351

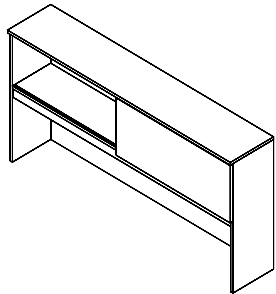
Optional Tasklight add GRTSKLTX24 \$222 ea. Face Lock \$90 ea. (4-doors required 2-locks)
Weight capacity 35lb. distributed evenly.



Hutch 4-Frosted Glass Doors, with Fascia (Bottom clearance 17 1/4" from fascia)

Model#	Depth	Width	Height	Weight	Cube	Price
GRH72WG	14"	72"	36"	145	21	\$1,923

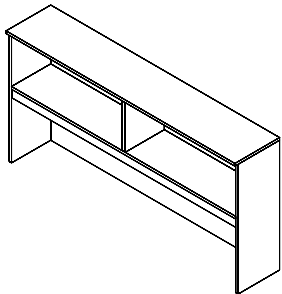
Optional Tasklight add GRTSKLTX24 \$222 ea. (Locks N/A) Weight capacity 35lb. distributed evenly.



Hutch One Sliding Door, with Fascia (Bottom clearance 17 1/4" from fascia)

Model#	Depth	Width	Height	Weight	Cube	Price
GRH48SD	14"	48"	36"	99	14	\$1,133
GRH60SD	14"	60"	36"	118	18	\$1,278
GRH66SD	14"	66"	36"	130	20	\$1,299
GRH72SD	14"	72"	36"	136	21	\$1,350

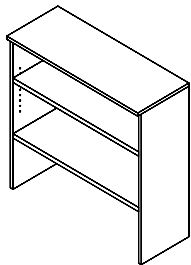
Optional Tasklight add GRTSKLTX24 \$222 ea. (Locks N/A) Weight capacity 35lb. distributed evenly.



Hutch No Doors, with Fascia (Bottom clearance 17 1/4" from fascia)

Model#	Depth	Width	Height	Weight	Cube	Price
GRH48ND	14"	48"	36"	92	14	\$846
GRH60ND	14"	60"	36"	109	18	\$924
GRH66ND	14"	66"	36"	116	20	\$977
GRH72ND	14"	72"	36"	125	21	\$1,028

Optional Tasklight add GRTSKLTX24 \$222 ea. (Locks N/A) Weight capacity 35lb. distributed evenly.



Bookcase Hutch 1-Fix and 1-Adjustable shelf (Bottom clearance 12"H)

Model#	Depth	Width	Height	Weight	Cube	Price
GRBCH36	14"	36"	36"	79	11	\$520

Weight capacity 35lb. distributed evenly. 1" thick shelves.

Bookcase Hutch

HUTCH NOTE:

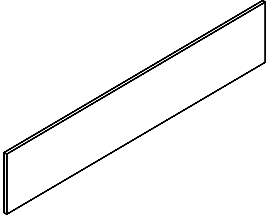
- Optional Tasklight includes grommet on back panel.
- If placing hutch on L-unit return, leg support is required, email our Design Department.

gravity series

Accessories

Hutch Options


Tackboards (for Hutches or Wall Mount)



Model#	Depth	Width	Height	Fits Hutch Width	Weight	Cube	Price
MMTKBD30	1/2"	30"	14 3/4"		9	.5	\$449
MMTKBD36	1/2"	36"	14 3/4"		9	.5	\$467
MMTKBD42	1/2"	42"	14 3/4"	48"	12	.6	\$483
MMTKBD48	1/2"	48"	14 3/4"		12	.6	\$520
MMTKBD54	1/2"	54"	14 3/4"	60"	15	.7	\$553
MMTKBD60	1/2"	60"	14 3/4"	66"	17	.8	\$587
MMTKBD66	1/2"	66"	14 3/4"	72"	19	1	\$628
MMTKBD72	1/2"	72"	14 3/4"		21	1	\$767

May purchase alone for wall mount, tackboards ship with hutch mounting hardware. For underground fabric add 25% upcharge.

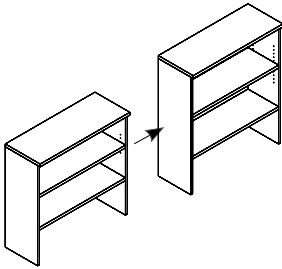
Tasklight, Black (Hutches include 1-grommet on back panel)



Model#	Depth	Width	Height	Weight	Cube	Price
GRTSKLTX24	7/8"	24 1/2"	1 7/8"	1	1	\$222/ea.

Option to add for wall mount cabinets, does not include grommet. Ships installed. (LED light interconnect to other lights, link up to 6 units max.)

Hutch Height Upgrade



Model#	Price
MMUHH Upgrade Hutch Height from 36"H to 42"H	\$203

Hutches: Doors or shelves do not change; bottom clearance increases by 6"
Bookcase Hutch: 12"H bottom clearance does not change.

Desk/Worksurface Options

Data/Power Grommet

Round Power Grommet (1-Power, 2-Power USB, 1-switching adapter, 60" cord)

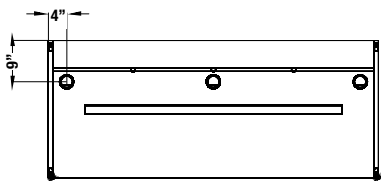


Model#	Depth	Width	Surface Hole Diameter	Color	Weight	Cube	Price
NAPRGR3S	3 1/2"	3 1/2"	3 3/16"	Silver	2	1	\$204
NAPRGR3B	3 1/2"	3 1/2"	3 3/16"	Black	2	1	\$204

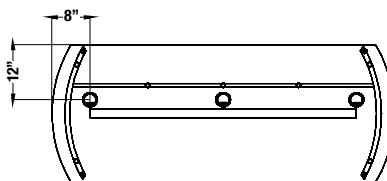
Optional grommets add to desk shells, credenza shells or worksurfaces.
 Specify grommet location: From user side right, center, or left side top.

Grommet Locations (Worksurface)

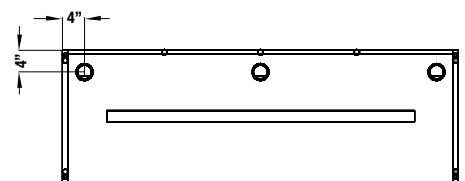
NOTE: While sitting at unit, grommet locations are named from left to right. Line drawings below show standard locations, please specify **grommet locations** when adding option.



Desk Shell Rectangular Top



Desk Shell Curved Top

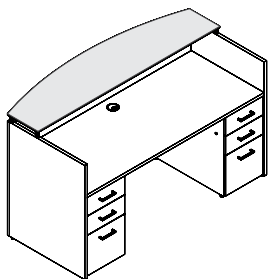


Credenza Top/Worksurfaces

Note: Silver grommets are standard in bridges, returns, & low credenzas tops

gravity series

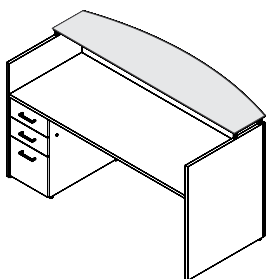
Receptions



Reception Double Pedestal Desk Left & Right BBF, Fan Countertop Floating w/ Clear Glass
(silver spacers, H10 handles, 2-Locks, 1-MMGR234S grommet)

Model#	Depth	Width	Height	Weight	Cube	Price
GRCAD3072	30/36"	72"	42"	350	63	\$4,698

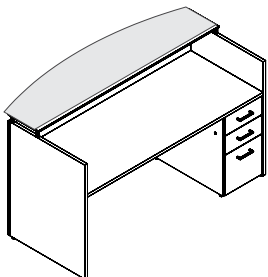
Silver grommet center top. Both pedestals include side lock.
Standard TFM modesty color matches the color of chassis ordered, unless otherwise specified.
Upgrade Modesty to HPL Metallic or Bright color, no charge.
Upgrade spacers color, no charge: For black add GRUSB for White add GRUSW.
Handle option: Specify H3B-H10, H10B & H14 at n/c.



Reception Single Pedestal Desk Left BBF, Fan Countertop Floating w/ Clear Glass
(silver spacers, H10 handles, 1-Lock, 1-MMGR234S grommet)

Model#	Depth	Width	Height	Weight	Cube	Price
GRCAS3072L	30/36"	72"	42"	350	63	\$4,116

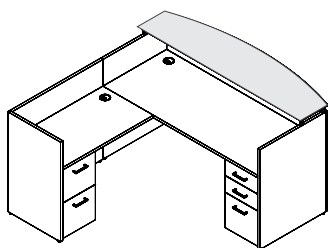
Silver grommet right top. Pedestal includes side lock.
Standard TFM modesty color matches the color of chassis ordered, unless otherwise specified.
Upgrade Modesty to HPL Metallic or Bright color, no charge.
Upgrade spacers color, no charge: For black add GRUSB for White add GRUSW.
Handle option: Specify H3B-H10, H10B & H14 at n/c.



Reception Single Pedestal Desk Right BBF, Fan Countertop Floating w/ Clear Glass
(silver spacers, H10 handles, 1-Lock, 1-MMGR234S grommet)

Model#	Depth	Width	Height	Weight	Cube	Price
GRCAS3072R	30/36"	72"	42"	350	63	\$4,116

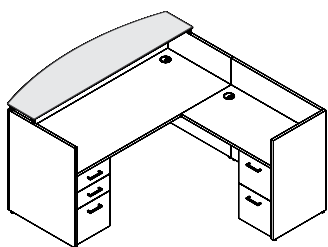
Silver grommet left top. Pedestal includes side lock.
Standard TFM modesty color matches the color of chassis ordered, unless otherwise specified.
Upgrade Modesty to HPL Metallic or Bright color, no charge.
Upgrade spacers color, no charge: For black add GRUSB for White add GRUSW.
Handle option: Specify H3B-H10, H10B & H14 at n/c.



Reception L-Unit Left Return FF, Desk w/Right BBF and Fan Countertop Floating w/ Clear Glass
(silver spacers, H10 handles, 2-Locks, 2-MMGR234S grommet)

Model#	Depth	Width	Height	Left Return	Weight	Cube	Price
GRCAX3072L	30/36"	72"	42"	24"D x 42"W	425	92	\$5,494

Silver grommets on Desk & Return top as shown. Both pedestals include side lock.
Standard TFM modesty color matches the color of chassis ordered, unless otherwise specified.
Upgrade Modesty to HPL Metallic or Bright color, no charge.
Upgrade spacers color, no charge: For black add GRUSB for White add GRUSW.
Handle option: Specify H3B-H10, H10B & H14 at n/c.



Reception L-Unit Right Return FF, Desk w/Left BBF and Fan Countertop Floating w/ Clear Glass
(silver spacers, H10 handles, 2-Locks, 2-MMGR234S grommet)

Model#	Depth	Width	Height	Right Return	Weight	Cube	Price
GRCAX3072R	30/36"	72"	42"	24"D x 42"W	425	92	\$5,494

Silver grommets on Desk & Return top as shown. Both pedestals include side lock.
Standard TFM modesty color matches the color of chassis ordered, unless otherwise specified.
Upgrade Modesty to HPL Metallic or Bright color, no charge.
Upgrade spacers color, no charge: For black add GRUSB for White add GRUSW.
Handle option: Specify H3B-H10, H10B & H14 at n/c.

For modesty color upgrade, see P. 239.

gravity series

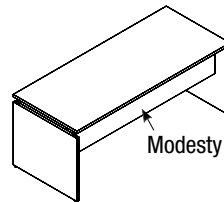
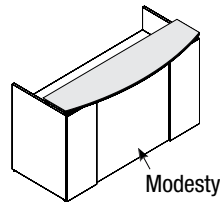
Upgrade Options

Modesty Color Upgrade

Upgrade Modesty Panel Color (For reception main desk, desk shells, credenzas and bridges)

Model#	HPL Metallic and Bright Color	Reception	Price
GRUMODS	Silver (TFM)	no upcharge	no upcharge
GRUMODPB	Pewter Brush	no upcharge	\$140
GRUMODAD	Aluminum Dots	no upcharge	\$140
GRUMODR	Ruby	no upcharge	\$140
GRUMODPO	Pacific Ocean	no upcharge	\$140
GRUMODL	Leaf	no upcharge	\$140
GRUMODLL	Lilac	no upcharge	\$140
GRUMODT	Tangerine	no upcharge	\$140
GRUMODSN	Starry Night	no upcharge	\$140
GRUMODSF	Seafoam	no upcharge	\$140

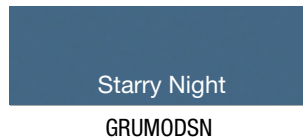
Standard TFM modesty color matches chassis color ordered, unless otherwise specified.



HPL Metallic Colors (15 DAYS)



HPL Bright Colors (20 DAYS)

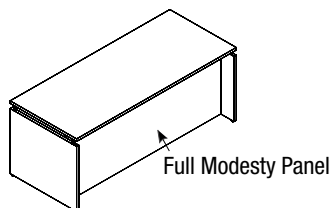


Full Modesty Upgrade

Upgrade TFM 1/2 Modesty Panel to Full Modesty Panel (desks, credenzas, bridges)

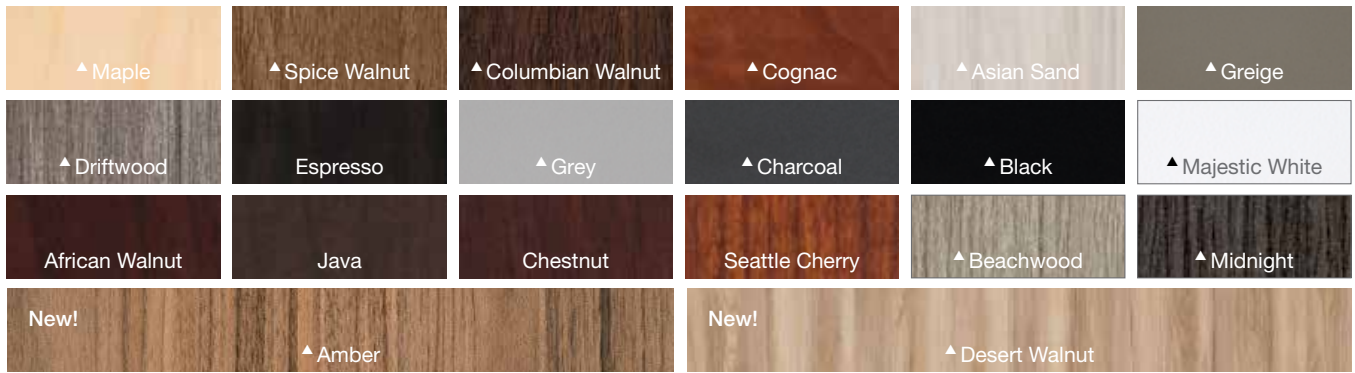
Model#	Description	Maverick Standard Colors	Price
GRFMTFM	Full Modesty Upgrade	TFM Colors	\$179
GRFMHPL	Full Modesty Upgrade	HPL Metallic & Bright Colors	\$319

Option for desk shell, credenza shell and bridges, for all TFM color options see P. 240. Bright colors lead time 20 days.



gravity series

TFM Color Options (**15** DAYS days)



Colors shown with ▲ indicates standard availability of HPL Matte.

HPL Modesty & Privacy Panel Bright Color Options (**20** DAYS days)



Anchorage 2335

Tackboard/Tackable Fabric Options (**15** DAYS days)



Cape Cod 3073

Tempest 2120

Metro 3077



Metallation 5118


Sprite 2671



Cadence 5595



Underground 2967 / 25% upcharge



NEW Feature Metal Leg Color Options (**15** DAYS days) Metal Leg Bright Color Options (**20** DAYS days)



NEW Feature Markerboard Privacy Screens Color Options (**20** DAYS days)




All colors, fabrics and renderings are approximations.

For colors or fabric card samples request email: orderentry@maverickdesk.com (for actual fabric samples go to: guilfordofmaine.com/swatches)

Color combination: Two colors may be specified at no charge. Contact design for additional options.

maverick collection color option

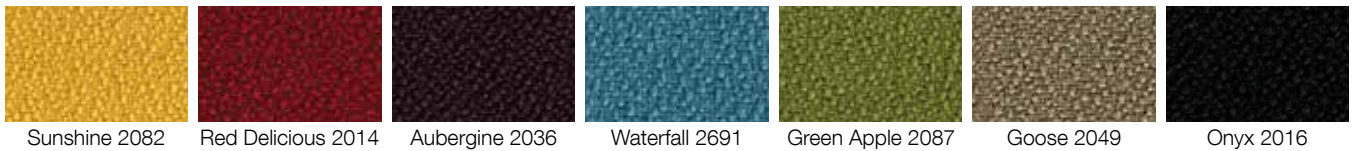


Colors shown with ▲ indicates standard availability of HPL Matte.

tackboard and cushion fabric options

Anchorage 2335


Standard



Cape Cod 3073


Tempest 2120

Metro 3077



Metallation 5118

Sprite 2671




Cadence 5595



Underground 2967

25% upcharge



Laminate Finishes and Fabric Card Samples Shown are Approximations. For Sample Requests, Email: orderentry@maverickdesk.com
Color combination: Two colors may be specified at no charge. For three color combination, email for quote.

maverick color availability chart

	Maverick Color Names	Vendor HPL Match	Maverick, Maverick Complete	Vista, Canyon, Apex, Summit, Gravity	HPL Matte Availability
Woodgrains	Maple	Lamitech 0791	●	●	▲
	Spice Walnut	Pionite WW011	●	●	▲
	Columbian Walnut	Wilsonart 7943K-07	●	●	▲
	Cognac	Lamitech 1485	●	●	▲
	Asian Sand	Wilsonart 7952K-07	●	●	▲
	Driftwood	Pionite WY160	●	●	▲
	Espresso	Proprietary	●	●	N/A
	African Walnut	Wilsonart 7122K-07	●	●	N/A
	Java	Proprietary	●	●	N/A
	Chestnut	Proprietary	●	●	N/A
	Seattle Cherry	N/A	●	●	N/A
	Amber	Proprietary	●	●	▲
	Desert Walnut	Pionite WA110-SD	●	●	▲
Solid	Greige	Nevamar S2086T	●	●	▲
	Grey	Formica 961-58	●	●	▲
	Charcoal	Nevamar S6054T	●	●	▲
	Black	Nevamar S6053T	●	●	▲
	Majestic White	Arborite S-550CA	●	●	▲
	Beachwood	Proprietary	●	●	▲
	Midnight	Proprietary	●	●	▲

- Indicates availability of color in series. A different chassis color may be selected from standard colors at no added cost.
- Two standard Maverick colors may be specified no charge. For three color combinations, email for quote.
- ▲ Indicates standard availability for HPL Matte colors. HPL color options and three color combinations is not available for Summit series.

maverick collection

Drawer Specifications - All Series



Box drawer



File drawer with standard built-in plastic file rail, letter-size hanging bar shown.

Drawer Description	Interior Dimensions			Front-to-Back Filing Capabilities
	Depth	Width	Height	
Box Drawer, 20" deep units	12 1/4"	15"	3 1/2"	N/A
Center Drawer (pencil drawer)	18"	14"	1 1/2"	N/A
File Drawer, 20" deep units	12 1/4"	15"	9 1/2"	Letter
Box Drawer, 24" deep plus units	12 1/4"	19"	3 1/2"	N/A
File Drawer, 24" deep plus units	12 1/4"	19"	9 1/2"	Letter
Lateral File, 36" wide	32 1/2"	15 1/4"	9 1/2"	Legal or Letter
Personal Lateral File, 31" wide	27 1/2"	15 1/4"	9 1/2"	Legal or Letter
Vertical File Legal and MM UPEDLGL	15 1/4"	19"	9 1/2"	Legal

NOTES:

- 1) The box drawers and file drawers on personal lateral file units are 15"-deep interior drawers.
- 2) Drawer front (melamine face) on center drawers is standardized at 21"W, 23/4"H, 3/4"-thick drawer front.
- 3) Lateral File drawer construction accommodates hanging files NOT stacked material on the drawer bottom. Hanging file rails and bar provided.
- 4) All file drawers: File, Letter, or Legal side-to-side.

terms & conditions

TERMS OF SALE: Orders, sales, and contracts are expressly conditioned on acceptance of our terms, which constitute the complete and exclusive contract between the parties. We object to any additional or different terms proposed by the Buyer. Our failure to specifically object to additional or different terms shall not be deemed a waiver of exclusivity of our terms.

No order or contract shall be effective or binding upon us unless accepted by Maverick in Gardena, CA. Sales representatives, dealers or agents are not authorized to bind us to any terms additional to or different than the terms and conditions contained herein. Representations made by agents are not part of this contract and do not constitute a warranty unless specifically included herein. This agreement may not be modified except by written agreement signed by an executive officer of Maverick in Gardena, CA.

PRICES: Prices are F.O.B. in Gardena, CA. Packing and cartoning charges, taxes, shipping, handling, storage, installation, special cut and other charges will be added to advertised or quoted prices. Price dimensions and specifications shown are subject to change without notice.

ORDERING: Production and/or shipping will not be scheduled until receipt of Buyer's written purchase order. Incomplete orders will not be scheduled for production. Order Acknowledgments are processed when the order is scheduled for production. All literature including, but not limited to, specifications, drawings, weights and dimensions, catalogs, price lists and advertising material, is for illustrative purposes only and shall not be construed as a warranty. The Buyer assumes responsibility for suitability of our products in their final environment unless the designs, drawings, product configurations and order have been specifically approved by Maverick.

ACKNOWLEDGEMENTS: Orders are acknowledged no later than 24 hours of receipt, or of credit approval. Your acknowledgement is a detailed description of items, prices, items, shipping information and estimated due date. Please check your acknowledgment closely and notify Maverick immediately of any discrepancies.

PAYMENT TERMS: Upon establishing approved credit with Maverick, Dealer terms are net 30 days from date of invoice. Unpaid invoices will accrue finance charge of 1.5% per month (18% per annum) if payment is past due. Prior to establishing approved credit, Maverick's terms are 25% deposit at the time the order is entered and the balance due prior to shipment of the product. If dealer demonstrates a history of late payments, Maverick may elect to adjust the Dealer's discount off of the list price. 3.5% Credit Card transaction fees apply.

ORDERING ADDRESS
Maverick Desk (West)
 15100 S. Figueroa Street
 Gardena, CA 90248
 P: (800) 414-1655
 F: (310) 217-1747
 orderentry@maverickdesk.com

ORDERING ADDRESS
Maverick Desk (East)
 3143 Production Drive
 Fairfield, OH 45014
 P: (833) 620-5778
 F: (800) 543-8221
 mveorders@maverickdesk.com

PAYMENT ADDRESS:
Maverick Desk
 P.O. Box 31001-1903
 Pasadena, CA 91110-1903

PAYMENT ADDRESS:
Maverick Desk
 8216 Solution Center
 Chicago, IL 60677-8002

SHIPPING: Delivery shall be F.O.B. our factory, Gardena, CA or Fairfield, OH. We are authorized, but not required, to arrange shipping by common carrier. Most shipments are made by motor freight or parcel service. Lead times and quote ship dates are estimated and we are not responsible for any losses resulting from delays. **California Freight Class 125. Ohio Freight Class 100.**

DAMAGE IN TRANSIT: Our obligations are to be deemed fulfilled, delivery complete, and the risk of loss shifted to the Buyer as soon as conforming goods are delivered to a common carrier. All products are thoroughly inspected and carefully packaged prior to shipment. The Buyer is responsible for inspecting all product immediately on arrival and notifying the common carrier of any damage (whether visible or concealed) within seven days after receipt of merchandise. The Buyer assumes responsibility for any claims against the carrier. All cartoning must be kept with damaged materials. Maverick ships blanket wrap.

SELLER'S NON PERFORMANCE: We shall not be held responsible for any loss, delay, failure to deliver or damage caused by our inability to obtain labor, materials, fuel or supplies; fire, accidents, floods or adverse weather conditions; strikes, lockouts or other labor disputes; embargoes, governmental acts or requirements; wars, insurrections or riots, or by any other cause beyond reasonable control of ourselves or our suppliers.

LIMITED WARRANTY: Maverick warrants to the original retail purchaser that Maverick products will be free from defects in material and workmanship under normal single shift usage for ten (10) years from the original date of purchase.

Maverick will not warranty delamination from sun exposure. Custom Product: Repairs must be performed at factory.

This warranty is not applicable to end-user customers who use Maverick products for rental purposes and is void for any damage due to misuse, abuse, neglect, accident, improper installation, failure to comply with instructions furnished by Maverick or any repair or alteration performed by anyone other than Maverick or an authorized Maverick dealer. Damage caused by common carrier during shipment is not included in this warranty. THIS WARRANTY IS THE ONLY WARRANTY MADE BY MAVERICK. ALL OTHER WARRANTIES WHETHER EXPRESS OR IMPLIED, INCLUDING IMPLIED WARRANTIES OF MERCHANTABILITY AND FITNESS FOR A PARTICULAR PURPOSE, ARE HEREBY DISCLAIMED.

During this warranty period, if any Maverick product sold subject to this warranty proves to be defective in material and workmanship under normal use, the purchaser must contact an authorized Maverick dealer in writing who will arrange for inspection of such Maverick product by an authorized Maverick representative. The Maverick representative after inspection may cause to have issued a return authorization for such Maverick product. No Maverick product will be accepted for return unless prior authorization is obtained from Maverick. Maverick shall, at its option either (1) repair such product free of charge or (2) replace such Maverick product free of charge; which would include return shipping charges approved by Maverick prior to shipping. THIS IS THE EXCLUSIVE REMEDY FOR ANY BREACH OF WARRANTY. IN NO EVENT SHALL MAVERICK BE LIABLE FOR ANY INCIDENTAL, SPECIAL OR CONSEQUENTIAL DAMAGES OF ANY KIND, WHETHER FOR BREACH OF ANY WARRANTY, FOR BREACH OF REPUDIATION OF ANY OTHER TERM OR CONDITION OF SALE FOR NEGLIGENCE, ON THE BASIS OF STRICT LIABILITY, OR OTHERWISE.

WHAT COST/S DOES THIS WARRANTY NOT COVER?: All claims must be validated by a Maverick representative. If your claim occurs during the first two (2) warranty years, we will incur both the cost of shipping the warranted product or part back to us as well as the cost of our shipment of any repaired or replaced product or part back to you. If your claim occurs after the first two warranty years, shipping of products or parts related to your covered warranty claim will be at your expense in both directions. In either case, you remain responsible for returning your authorized return to Maverick. This warranty does not provide coverage for, or the cost associated, with the transportation, inspection removal or installation of any product or parts except as provided above. The responsibility for the installation of any product or part replaced under this warranty and any related installation costs are yours regardless of whether there is any cost to you for the repaired or replaced product or part.

CHANGES/CANCELLATIONS: Orders may not be changed or canceled without written consent. Orders for non-standard or modified products may not be canceled. Cancellation or change request must be submitted within one working day (24hrs) after the receipt of Order Acknowledgement, providing the order has not already been put into production. A charge will be incurred if necessary to fully compensate us for all materials ordered, work performed, lost profits, reasonable overhead, and any other expenses resulting from the cancellation or change. Merchandise is not returnable unless written authorization is received from the factory. All transportation charges must be prepaid. Collect shipments will not be accepted. Return shipments, when accepted, are subject to a minimum 50% re-handling, re-stocking charge. No returns on modified or non-standard products will be allowed. Our agreement to accept a return is conditional upon our inspection of the returned products.

GOVERNING LAWS: The laws of the State of California and State of Ohio shall govern the agreement.

**ALL PRICES AND PRODUCT SPECIFICATIONS ARE SUBJECT TO CHANGE WITHOUT NOTICE.
 DISCOUNTS ARE DIFFERENT BETWEEN FACTORIES.**

P R I C E L I S T 2 0 2 1 / 2 0 2 2

